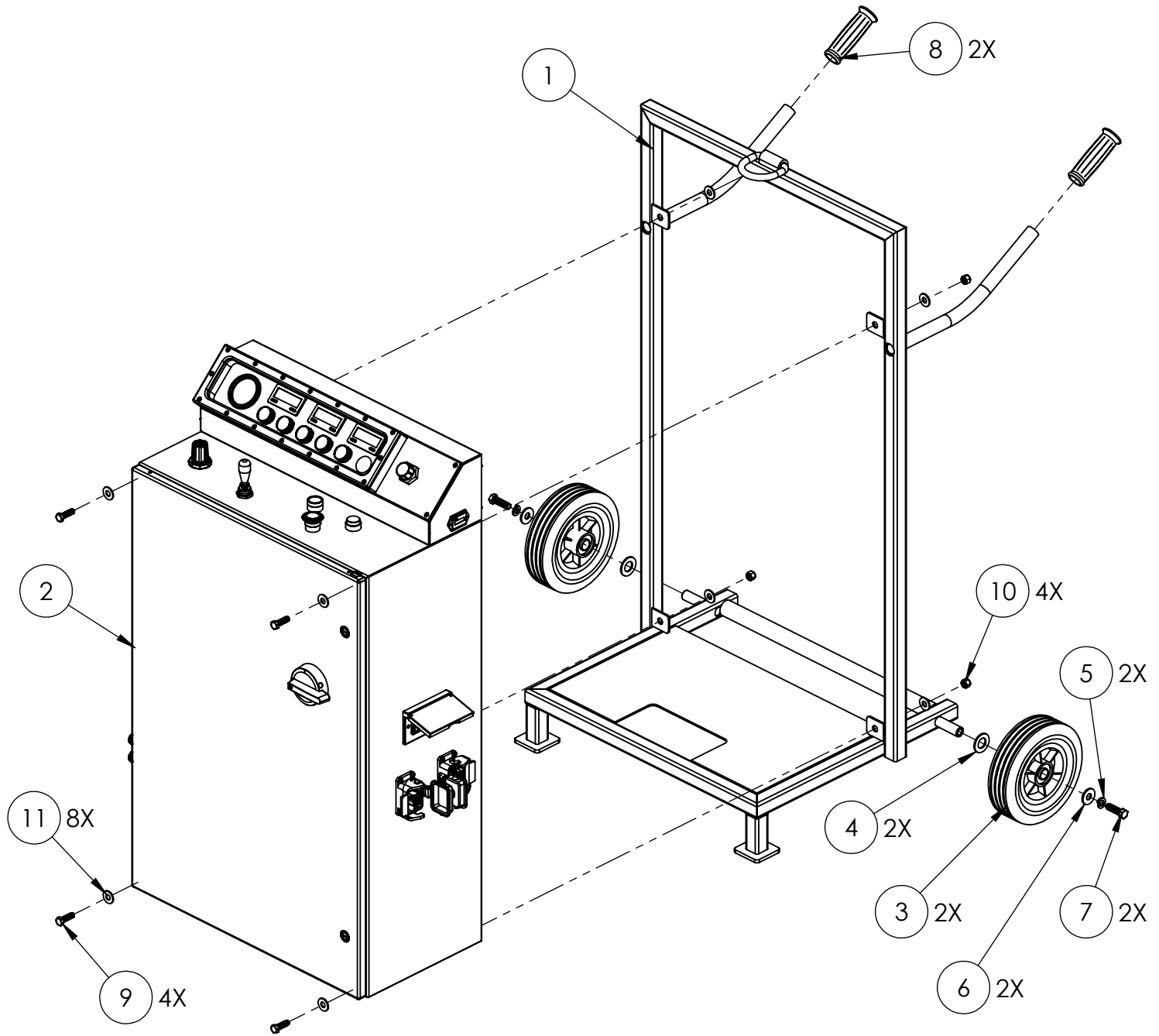


Control Station Assembly

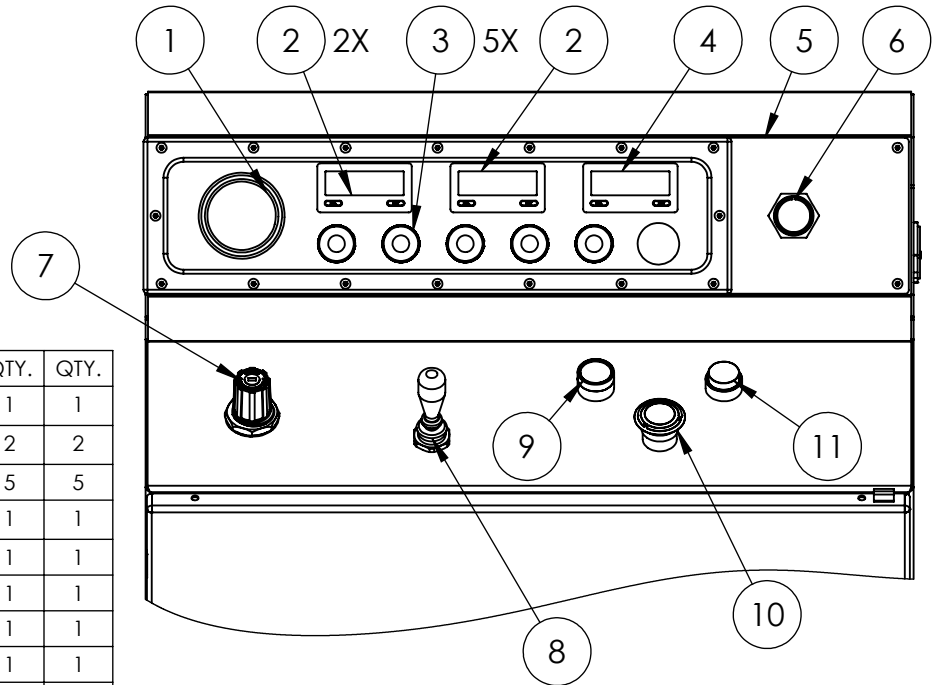
WS50-LE



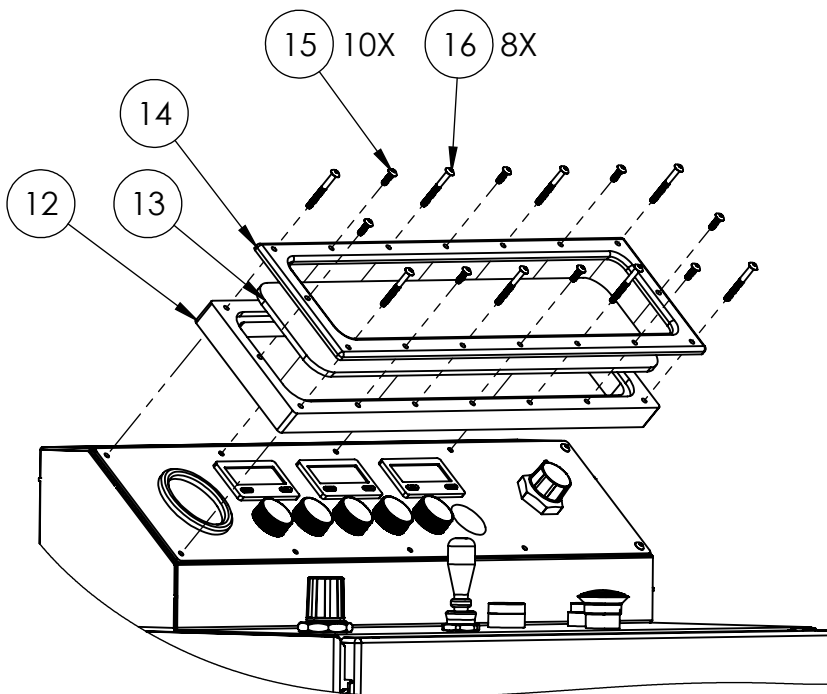
ITEM NO.	PART NUMBER	DESCRIPTION	QTY.
1	6070136	Power Unit Cart Weldment	1
2	5801150	WS50-XLE Control Station	1
3	2501439	Wheel, 8 x 2 x 3/4"	2
4	2900003	3/4" SAE Flat Washer	2
5	2900238	7/16 SPLIT LOCK WASHER	2
6	2903055	7/16 USS Standard Washer	2
7	2901287	7/16-14 x 1.50" HHCS	2
8	2500636	Handle Grip	2
9	2900013	3/8-16 X 1.25" HHCS	4
10	2900018	3/8-16 Nylon Lock Nut	4
11	2903018	USS 3/8" Flat Washer	8

Control Station, Dash Panel

WS50-LE



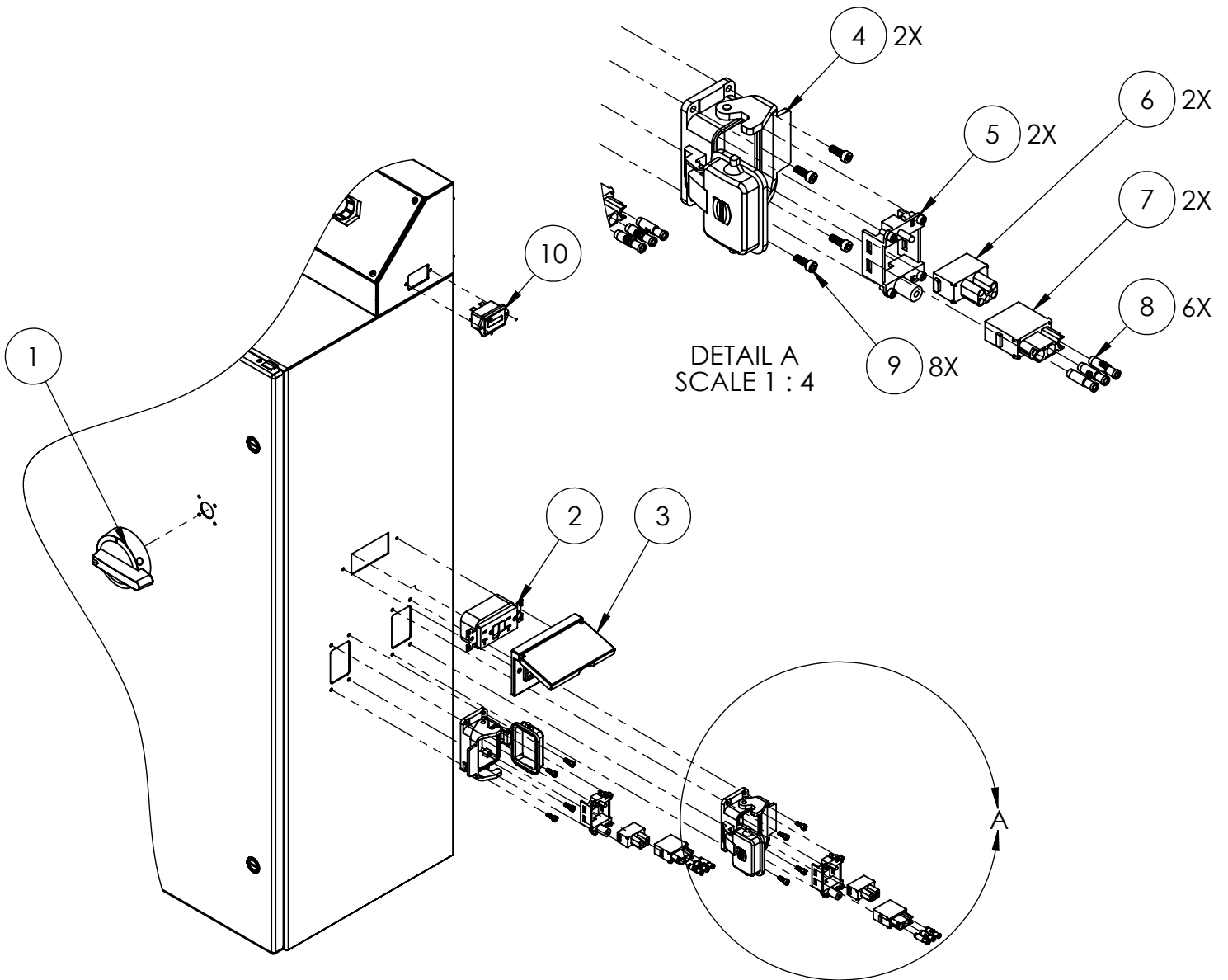
ITEM NO.	PART NUMBER	DESCRIPTION	QTY.	QTY.
1	2707239	Guage,0-60 PSI	1	1
2	2808154	Motor Current Display	2	2
3	2802010	PILOT LIGHT, RED	5	5
4	2808153	Wire Speed Display	1	1
5	WSE50CPC		1	1
6	2808107	POTENTIOMETER, 10K	1	1
7	2707240	AIR REGULATOR, 1/4" NPT	1	1
8	2707235	LEVER VALVE, AIR	1	1
9	2802966	PUSH BUTTON, GREEN FLUSH	1	1
10	2803154	E-STOP BUTTON,ILLUMINATED	1	1
11	2808106	PUSH BUTTON, RED EXT	1	1



ITEM NO.	PART NUMBER	DESCRIPTION	QTY.	QTY.
12	Dash Bezel 2		1	1
13	6020155	PLEXIGLASS COVER	1	-
14	Dash Bezel		1	1
15	2904010	8-32 x 1/2 BHCS (SS)	10	10
16	2904011	8-32 x 1-1/2 BHCS (SS)	8	8

Control Station, Electrical Connection Side

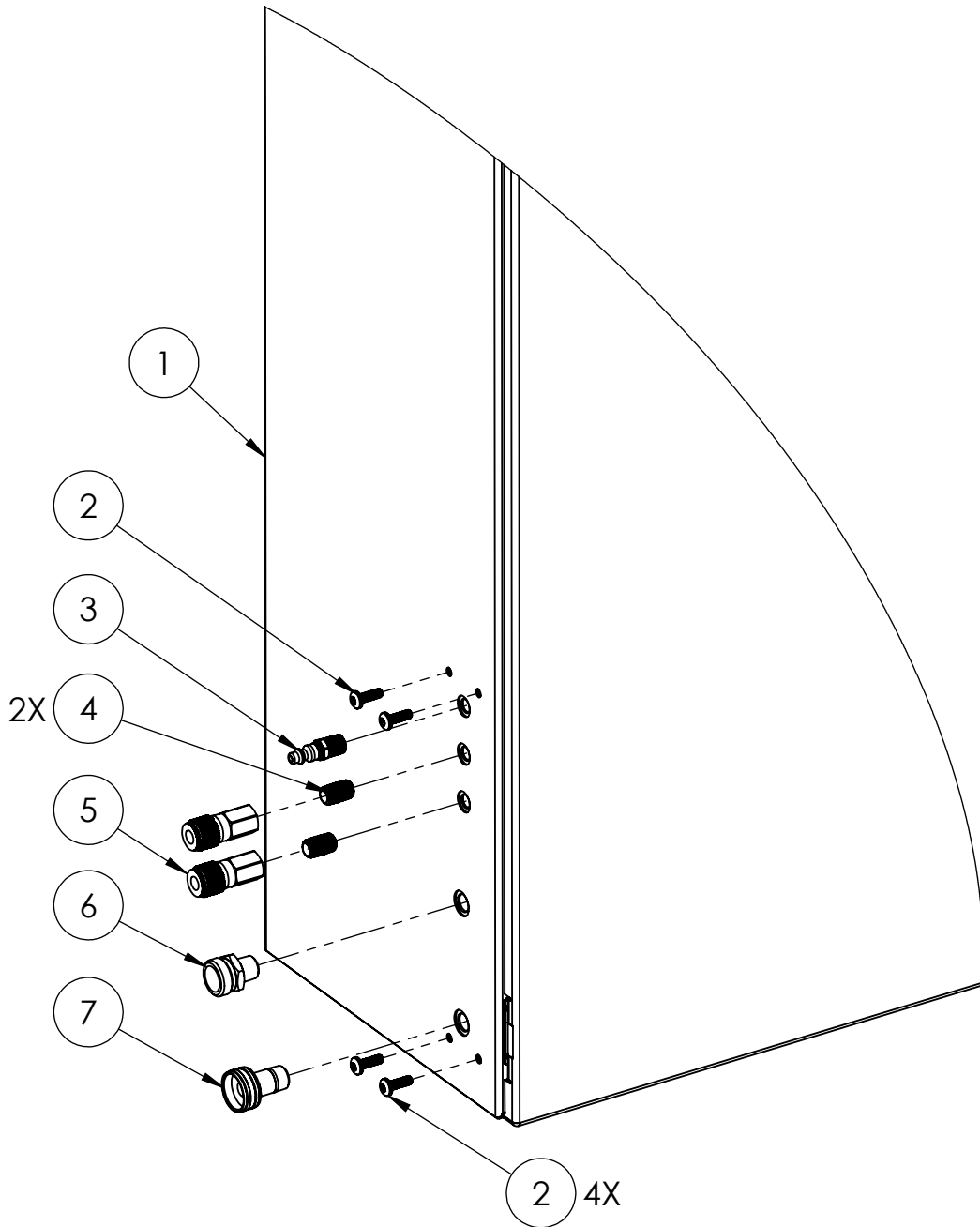
WS50-LE



ITEM NO.	PART NUMBER	DESCRIPTION	QTY.
1	2707338	Disconnect Handle	1
2	2802315	GFCI Receptacle, 125V	1
3	2808155	Lid, Receptacle	1
4	2707223	Bulkhead Housing, Single Lever W/Cover 6B	2
5	2803024	Hinged Frame, "A" "B"	2
6	2803026	Female 5 Pine Cage Clamp Terminal	2
7	2803021	Female Insert, 3 Pole	2
8	2803022	Female Contact Pin 10GA	6
9	2904012	8-32 x 1/2 SHCS (SS)	8
10	2808166	Meter, Hour	1

Control Station, Pneumatic & Water Connection Side

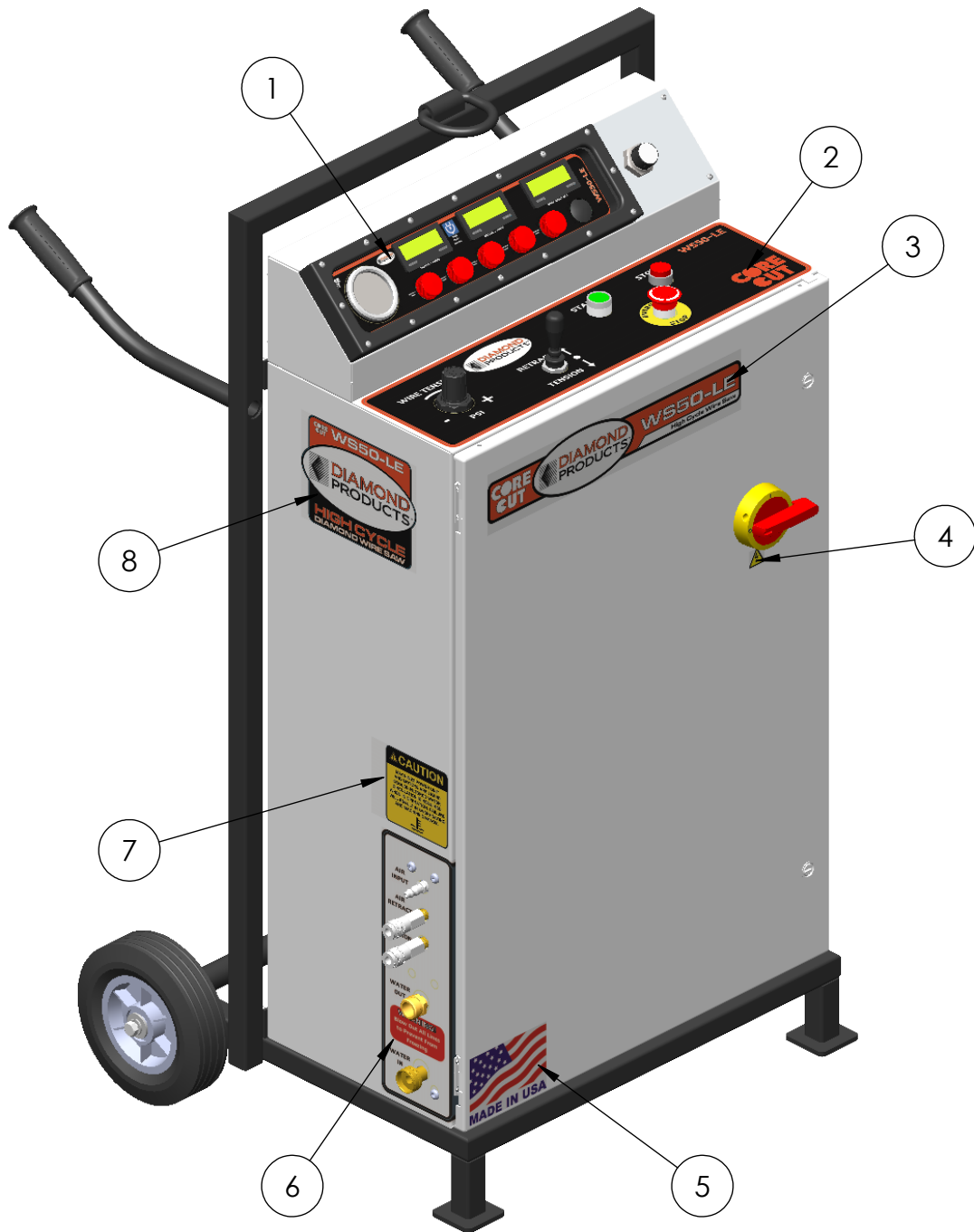
WS50-LE



ITEM NO.	PART NUMBER	DESCRIPTION	QTY.
1	CSD3624121		1
2	2904013	1/4-20 x 3/8 BHCS (SS)	4
3	3200032	1/4 QD Nipple, Male	1
4	3200598	1/2 Close Nipple, Brass	2
5	3202793	1/4 QD Coupler, Male	2
6	3202951	Fitting, 1/2 MPT to 3/4 MGH	1
7	3202950	Fitting, 1/2 MPT X 3/4 FGH	1

Control Station Decals

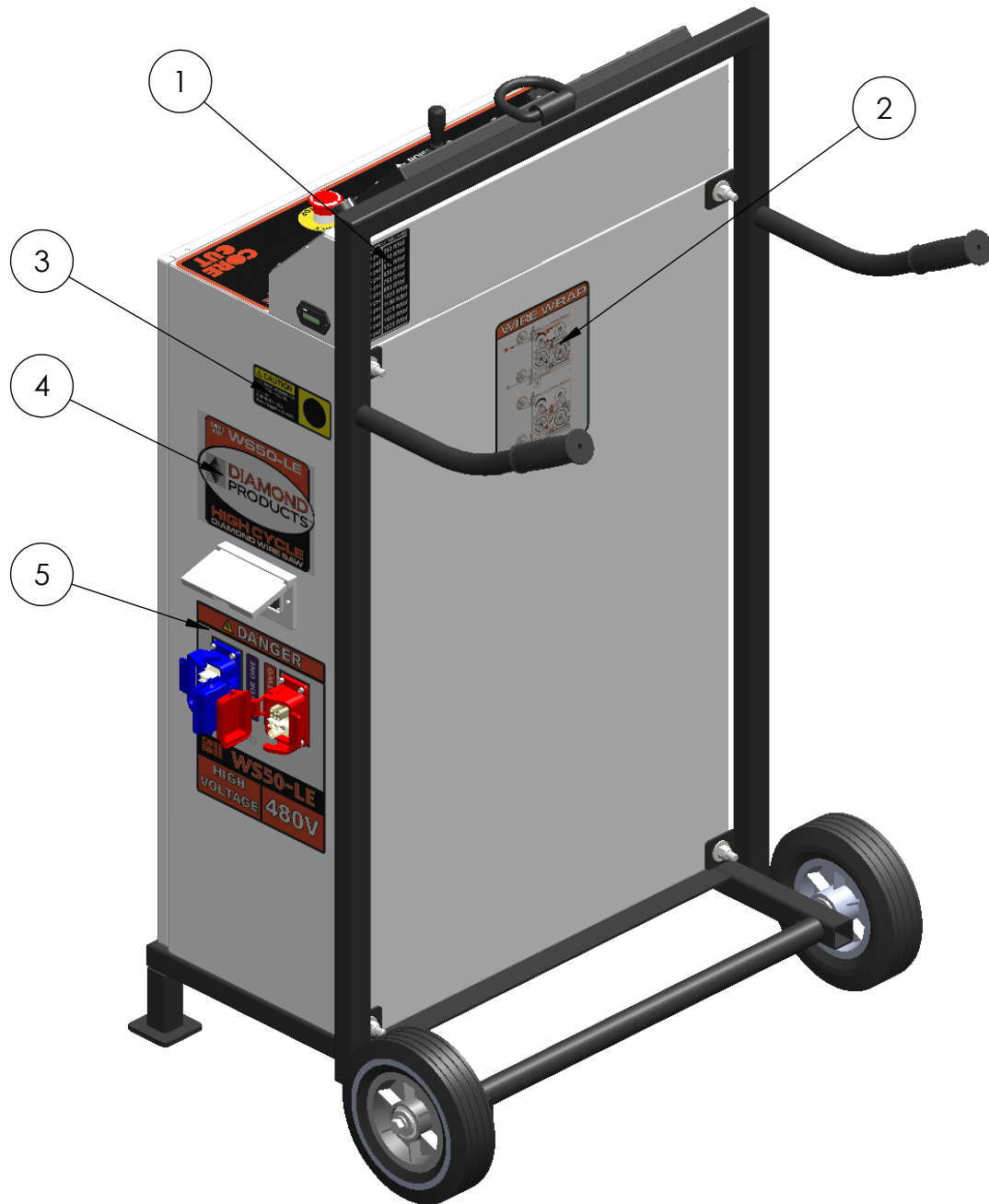
Left Side



ITEM NO.	PART NUMBER	DESCRIPTION	QTY.
1	1803141	Guage Panel Decal	1
2	1803040	Control Panel Decal	1
3	1803138	WS50-LE Large Decal	1
4	1803103	High Voltage Decal	1
5	1803104	Made In USA Decal	1
6	1803137	Connection Panel Decal	1
7	1803139	Coolant Warning Decal	1
8	1803142	WS50-LE Small Decal	1

Control Station Decals

Right Side



ITEM NO.	PART NUMBER	DESCRIPTION	QTY.
1	1803144	Pressure / Force Decal	1
2	1803145	Wire Wrap Decal, WS50-LE	1
3	1803143	Electrical COnnection Decal	1
4	1803142	WS50-LE Small Decal	1
5	1803149	Connection Panel Decal, WS50-LE (480V)	1