



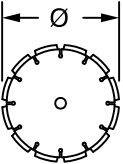
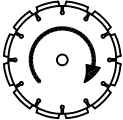


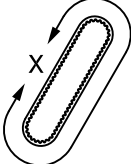
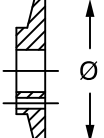
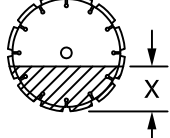
CONCRETE SAW
PARTS LIST

MODEL
CC4144DXL-3

April 2016

Part # 1801696

CC4144-3XL RPM CHART

BLADE SIZE	BLADE RPM	GEARBOX RANGE	ENGINE RPM	BELT SIZE	FLANGE SIZE	MAX CUT DEPTH
14"	3,150	H	3,050	3VX366	6"	3-3/4"
20"	2,700	H	2,625	3VX366	6"	6-3/4"
26"	2,100	M	3,050	3VX366	6"	9-3/4"
30"	1,800	M	2,625	3VX366	6"	11-3/4"
36"	1,400	L	3,050	3VX366	6"	14-3/4"
						

WARNING

**The engine exhaust from this product
 Contains chemicals known to the
 State of California to cause cancer,
 Birth defects or other reproductive harm.**



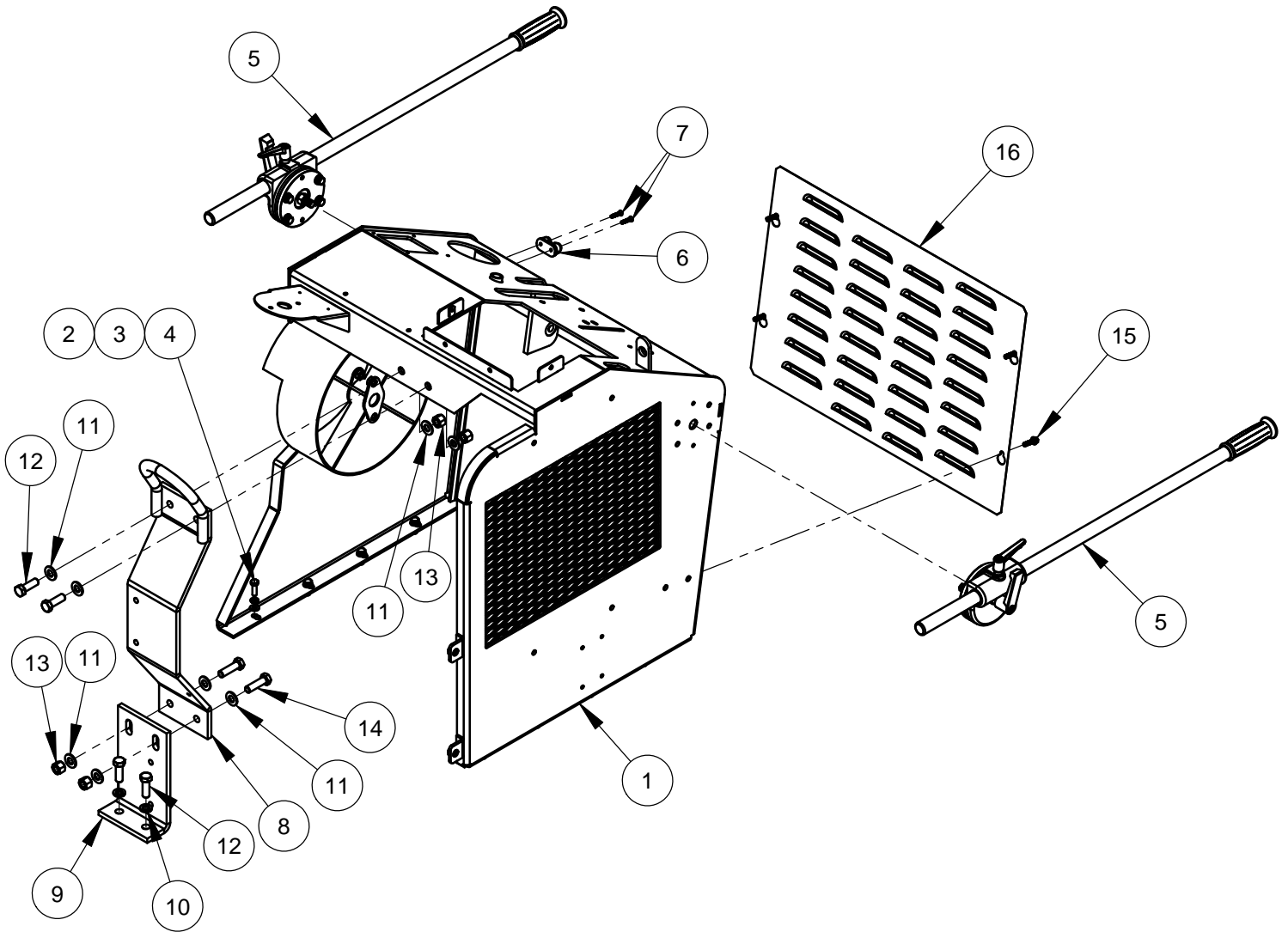
Quick Reference Service Filters / Belts ..	4	Belt Drive Assembly	30
Frame Upright Assembly (Low Profile)...	5	Differential Jackshaft Assembly	31
Instrument and Controls (Low Profile)	6	Differential Jackshaft Tensioning Ass'y ..	32
Control Panel Configuration	7	4.1" PTO Assembly	33
Handle Assembly	8	Engine Assembly	36
Speed Control Assembly.....	9	Radiator Assembly	38
Control Lever Assembly	10	Cooling Fan Assembly	39
Control Grip Assembly	10	Fan Belt Tension Assembly.....	40
Quadco Speed Controller Set-up	11	Throttle Cable Assembly	42
Fuel Tank Assembly.....	12	Left Belt Guard Assembly.....	43
Battery Assembly	13	Right Belt Guard Assembly	44
Power Unit Assembly	14	14" Blade Guard Assembly	45
Depth Indicator Assembly	15	20" Blade Guard Assembly	46
Depth Stop Assembly.....	16	26" Blade Guard Assembly	47
Water Supply Assembly	17	30" Blade Guard Assembly	48
Air Filter Assembly	18	36" Blade Guard Assembly	49
Frame Base Assembly	19	Front Pointer Assembly.....	50
Front Axle Assembly	20	Pointer Stop Assembly.....	51
Positraction Engagement Assembly.....	21	Electric Water Pump Kit	52
Traction Bar Assembly	22	Spotlight Kit.....	53
Horizontal Muffler Kit.....	23	Decals	54
Differential Assembly.....	24	Wiring Diagram	56
3-Speed Assembly	26	Options Wiring Diagram	58
Turnbuckle Tensioning Assembly	27	Warranty.....	60
3-Speed Transmission	28		

Service Filters/Belts

DP Part No.	Description	Manufacturer's Part No.
2705012	Engine Oil Filter	(Kubota 16271-32090)
2705002	Water Separator/Fuel Filter	(Stanadyne 33642)
2705157	Filter Element for Water Separatator/Fuel Filter	(Stanadyne 31873)
2501785	In-Line Fuel Tank Filter, Diesel	(WIX 33007)
2504602	Outer Primary Air Filter	(Enginaire 2-E1)
2504603	Inner Safety Air Filter	(Enginaire 2-E2)
2503875	Engine to Gear Box Belt	(Gates 3VX366)
2500820	Differential Jack Shaft Drive Belt	(Gates 3VX280)
2503613	Transmission Drive Belt	(Gates AX38)
2500033	Cooling Fan Belt	(Gates 4L430)
2505080 **	Alternator Belt	(Bando 9.5x940)
2503930	3-Speed Transmission Oil	(75W-90 Synthetic)
2503862	Differential Gear Oil	(80W90 Gear Oil)
2500468	Engine & Lift Pump Oil	(15W40 SAE Motor Oil)
2503719	Radiator Coolant	(Medallion Plusguard Pink, (Precharged) Coolant/Antifreeze, Premixed 50/50 With De-Ionized Water)

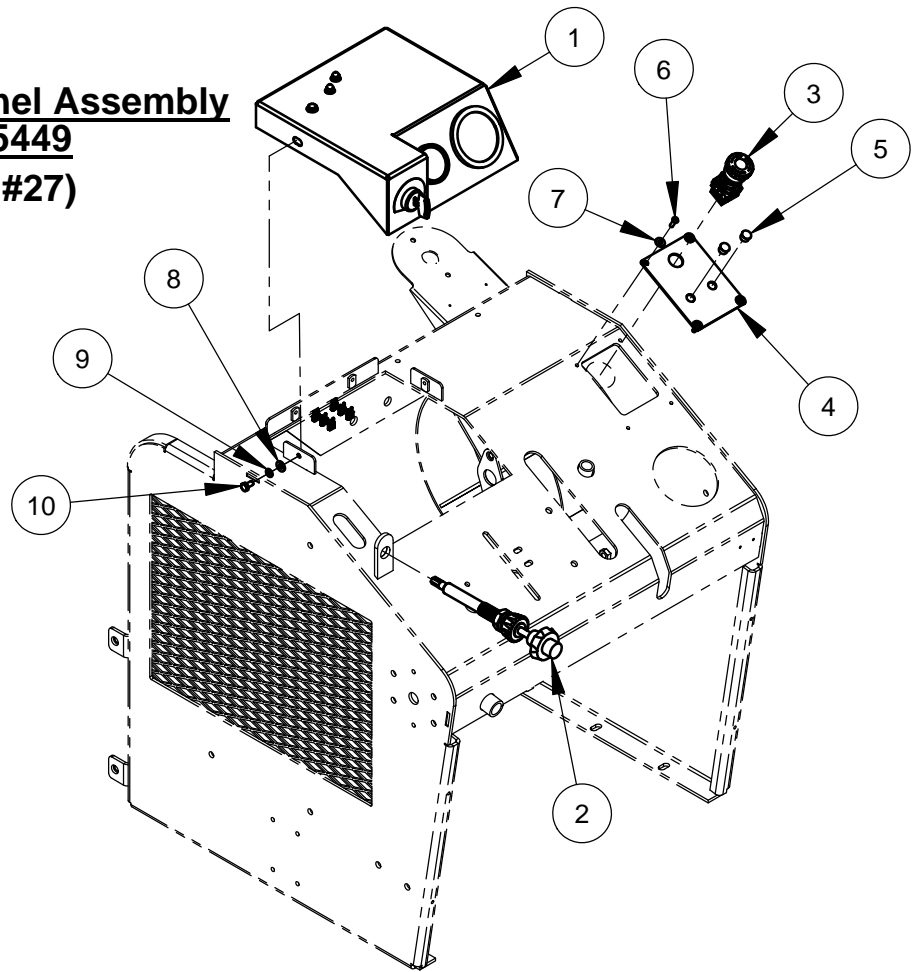
** Can use 3VX366 Belt if available locally

Frame Upright Assembly, Low Profile #6045144



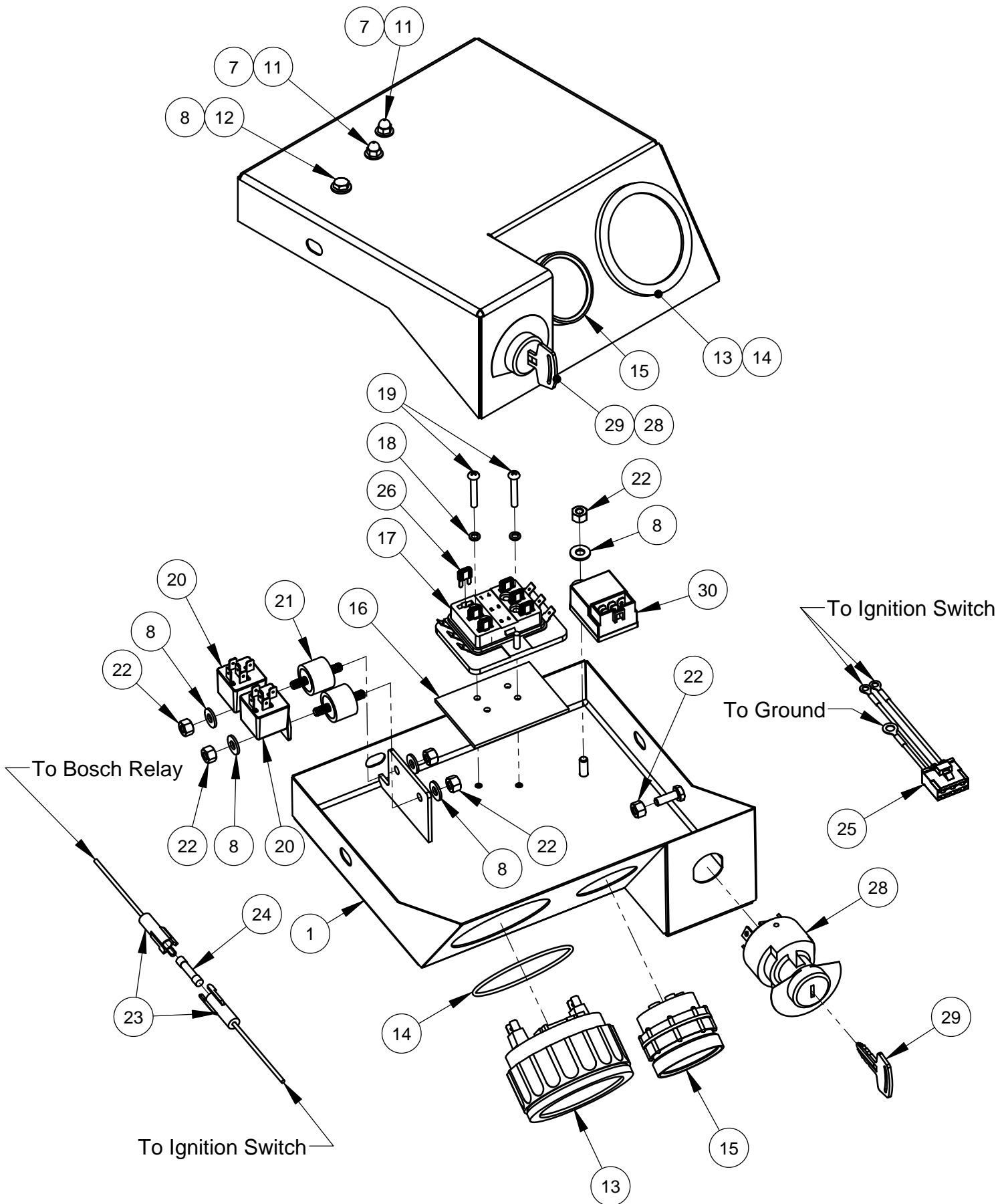
ITEM	PART NO.	QTY.	DESCRIPTION
1	6045140	1	CC4144D Upright Weldment (Low Profile)
2	2900022	8	Flat Washer, 5/16" SAE
3	2900031	8	Lock Washer, 5/16" Split
4	2900138	8	Cap Screw, Hex Hd., 5/16-18 x 1"
5	6011333	2	Handle Assembly
6	2501427	1	Rope Cleat
7	2900483	2	Tap Screw, Flat Hd., #10-24 x 1"
8	6045141	1	Frame Base Stiffener Weldment
9	6045064	1	Frame Base Stiffener Bracket
10	2900084	2	Lock Washer, 1/2" Split
11	2900058	8	Flat Washer, 1/2" SAE
12	2900499	4	Cap Screw, Hex Hd., 1/2-13 x 1-1/2"
13	2900026	4	Lock Nut, 1/2-13 Nylon
14	2900139	2	Cap Screw, Hex Hd., 1/2-13 x 1-3/4"
15	2900820	4	Cap Screw, Flange Hd., 1/4"-20 x 1"
16	6045094	1	Rear Cover Screen

Instruments & Control Panel Assembly
Low Profile #6045449
(Includes #1, #3- #27)

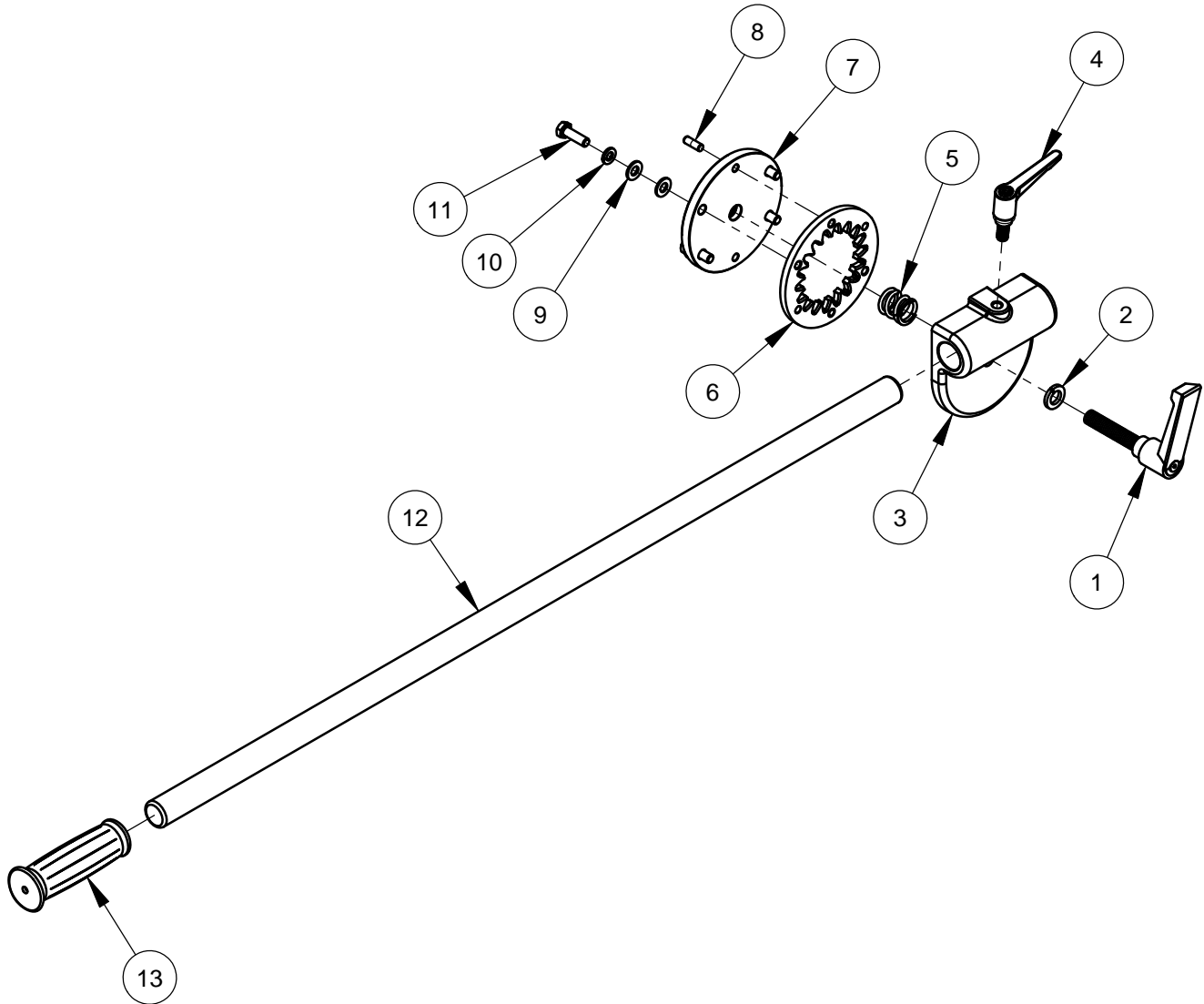


ITEM	PART NO.	QTY.	DESCRIPTION
1	6045134	1	Gage Panel Weldment
2	2503183	1	Vernier Throttle Cable
3	2801367	1	E-Stop Switch
4	6045171	1	Switch Plate
5	2500204	2	Plug, 1/2" Hole
6	2900159	4	Machine Screw, Rd. Hd., #10-24 x 5/8"
7	2900016	6	Flat Washer, #10 USS
8	2900009	10	Flat Washer, 1/4" SAE
9	2900024	4	Lock Washer, 1/4" Split
10	2900082	4	Cap Screw, Hex Hd., 1/4-20 x 1/2"
11	2900840	2	Acorn Nut, #10-24
12	2900144	1	Cap Screw, Hex Hd., 1/4-20 x 3/4"
13	6010893	1	Tach/Hour Meter (VDO) Calibrated
14	2400628	1	O-Ring #152
15	2705003	1	Cluster Gauge, 4 Warning Light
16	6045459	1	Rubber Gasket, 1/8" x 2-1/2" x 3-3/8"
17	2800925	1	Fuse Block, 6 Circuit, Mini ATM
18	2900038	2	Lock Washer, #10 Split
19	2900172	2	Machine Screw, Rd. Hd., #10-24 x 1-1/4"
20	2800144	2	Relay, 50 Amp, 12V, SPDT
21	2503617	2	Vibration Isolator
22	2900010	6	Lock Nut, 1/4-20 Nylon
23	2800856	1	In-Line Fuse Holder
24	2800857	1	Fuse, 15 Amp
25	2800855	1	Wire Harness, Timer Relay
26	2801439	6	Fuse, 10 Amp Mini (Red)
27	6045245	1	Control Panel Wiring Assembly (Not Shown)
28	2705001	1	Ignition Switch 4144D
29	2705000	1	Ignition Keys Only (Pair)
30	2705006	1	Timer, 12V DC

Control Panel Configuration

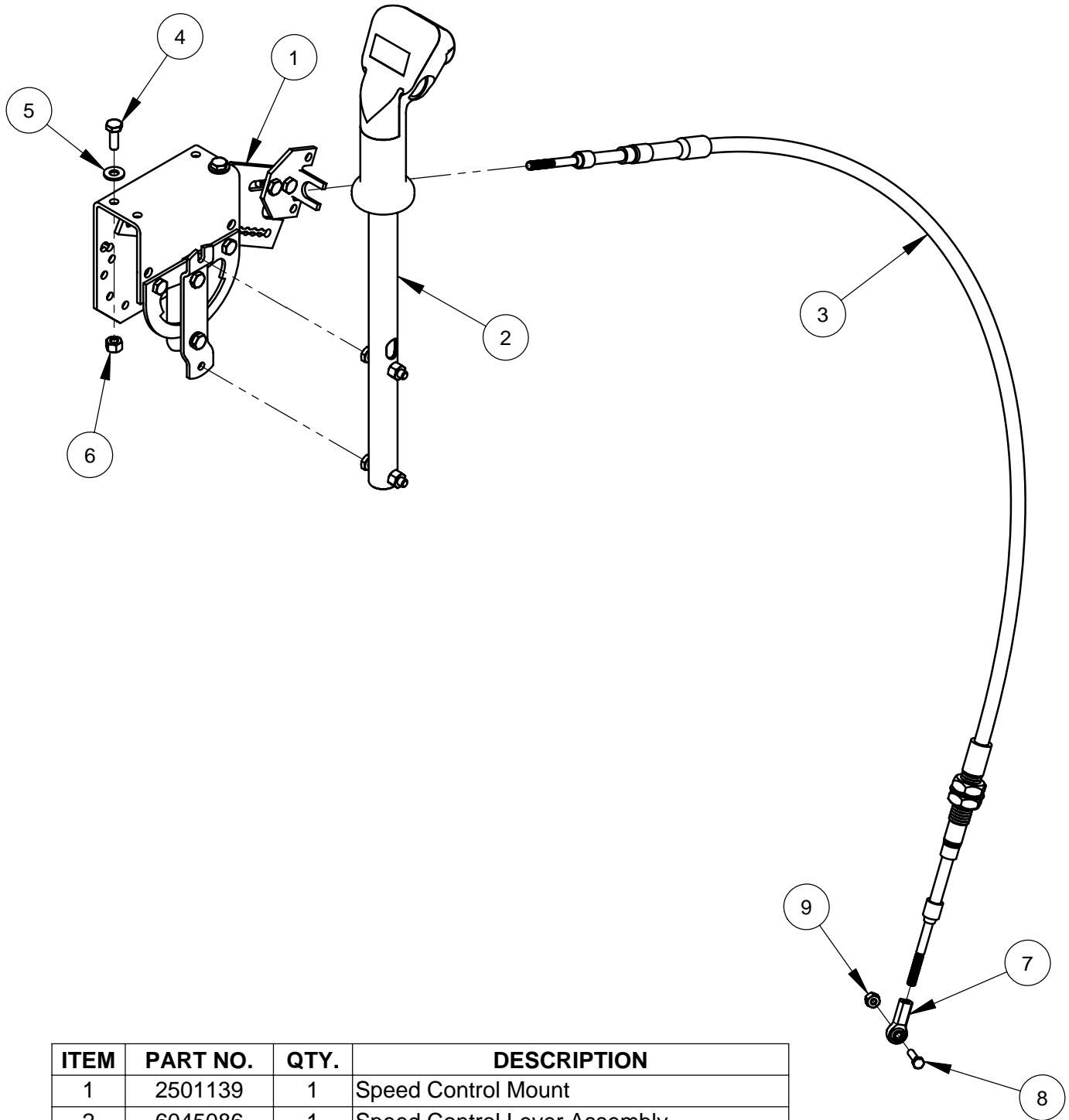


Handle Assembly #6011333



ITEM	PART NO.	QTY	DESCRIPTION
1	2503903	1	Lever, Adjustable /w Stud
2	2900084	1	Lock Washer, 1/2" Split
3	6011375	1	Handle Bracket Assembly
4	2503971	1	Lever, Adjustable w/ 3/8"-16 Stud
5	2503943	1	Compression Spring, .960 x 1.00
6	6011372	1	Int Spur Gear, 6DP, 18T, 20PA
7	6011334	1	Handle Bracket Backing Plate Asm
8	2900207	2	Dowel Pin, 1/4" Dia. x 3/4"
9	2900022	8	Flat Washer, 5/16" SAE
10	2900031	4	Lock Washer, 5/16" Split
11	2900138	4	Cap Screw, Hex Hd., 5/16-18 x 1"
12	6010014	1	Handle Bar, 36" Long
13	2500636	1	Handle Grip

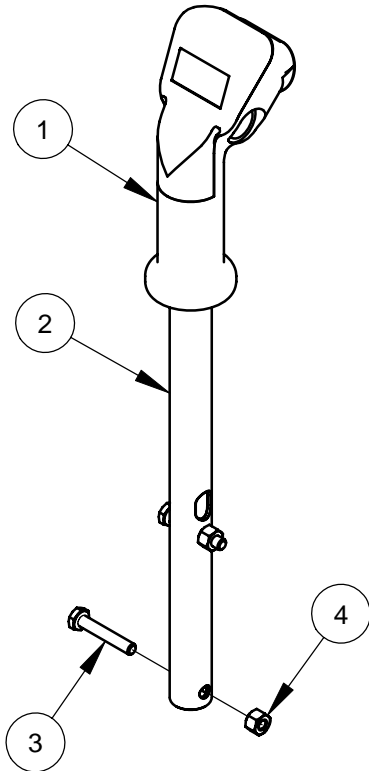
Speed Control Assembly #6045038



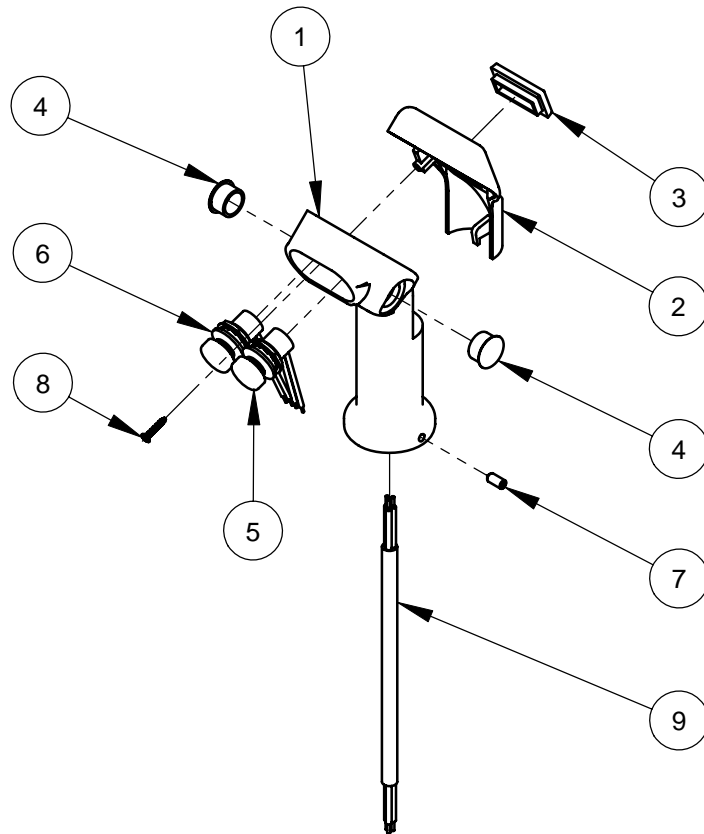
ITEM	PART NO.	QTY.	DESCRIPTION
1	2501139	1	Speed Control Mount
2	6045086	1	Speed Control Lever Assembly
3	2503904	1	Control Cable, 56"
4	2900144	2	Cap Screw, Hex Hd., 1/4-20 x 3/4"
5	2900009	2	Flat Washer, 1/4" SAE
6	2900010	2	Lock Nut, 1/4-20 Nylon
7	2500791	1	Rod End, #10-32 Female
8	2900015	1	Machine Screw, Hex Hd., #10-24 x 3/4"
9	2900017	1	Lock Nut, #10-24 Nylon

Control Lever Assembly #6045086

ITEM	PART NO.	QTY.	DESCRIPTION
1	6010319	1	Control Grip Assembly
2	6045085	1	Straight Speed Control Lever
3	2900048	2	Cap Screw, Hex Hd., 1/4-20 x 1-1/2"
4	2900010	2	Lock Nut, 1/4-20 Nylon

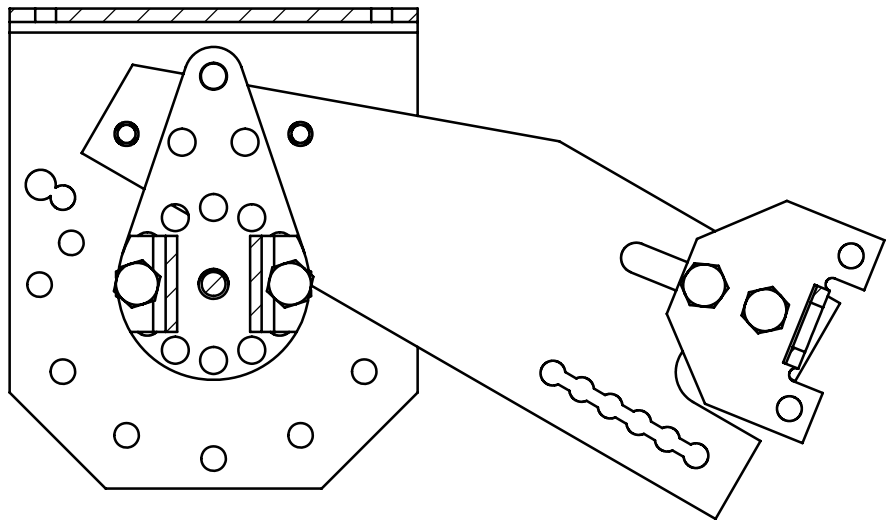
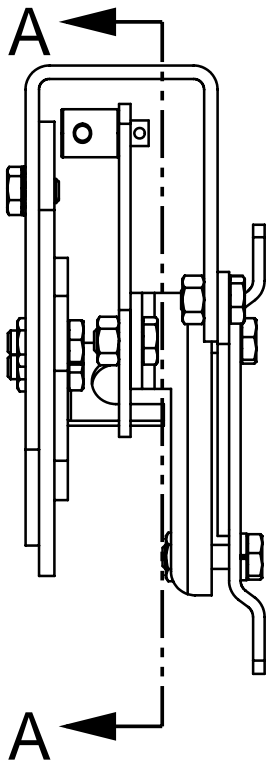
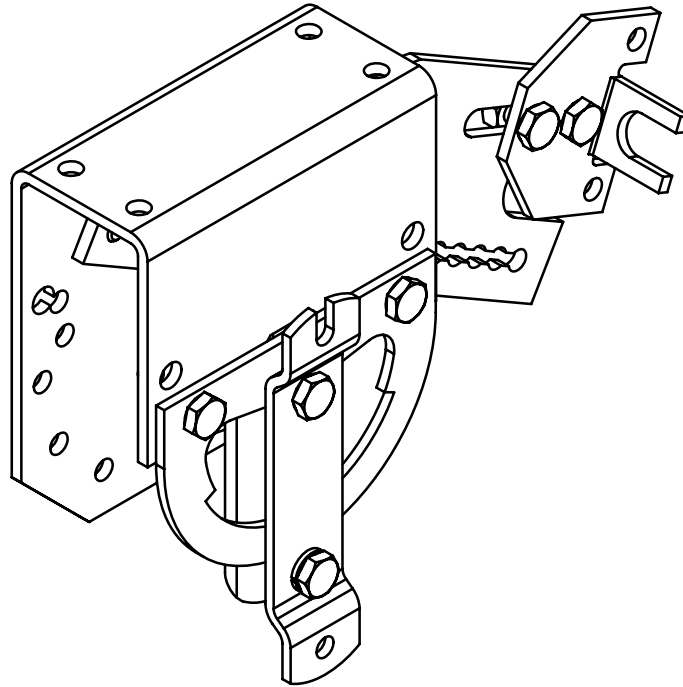


Control Grip Assembly #6010319



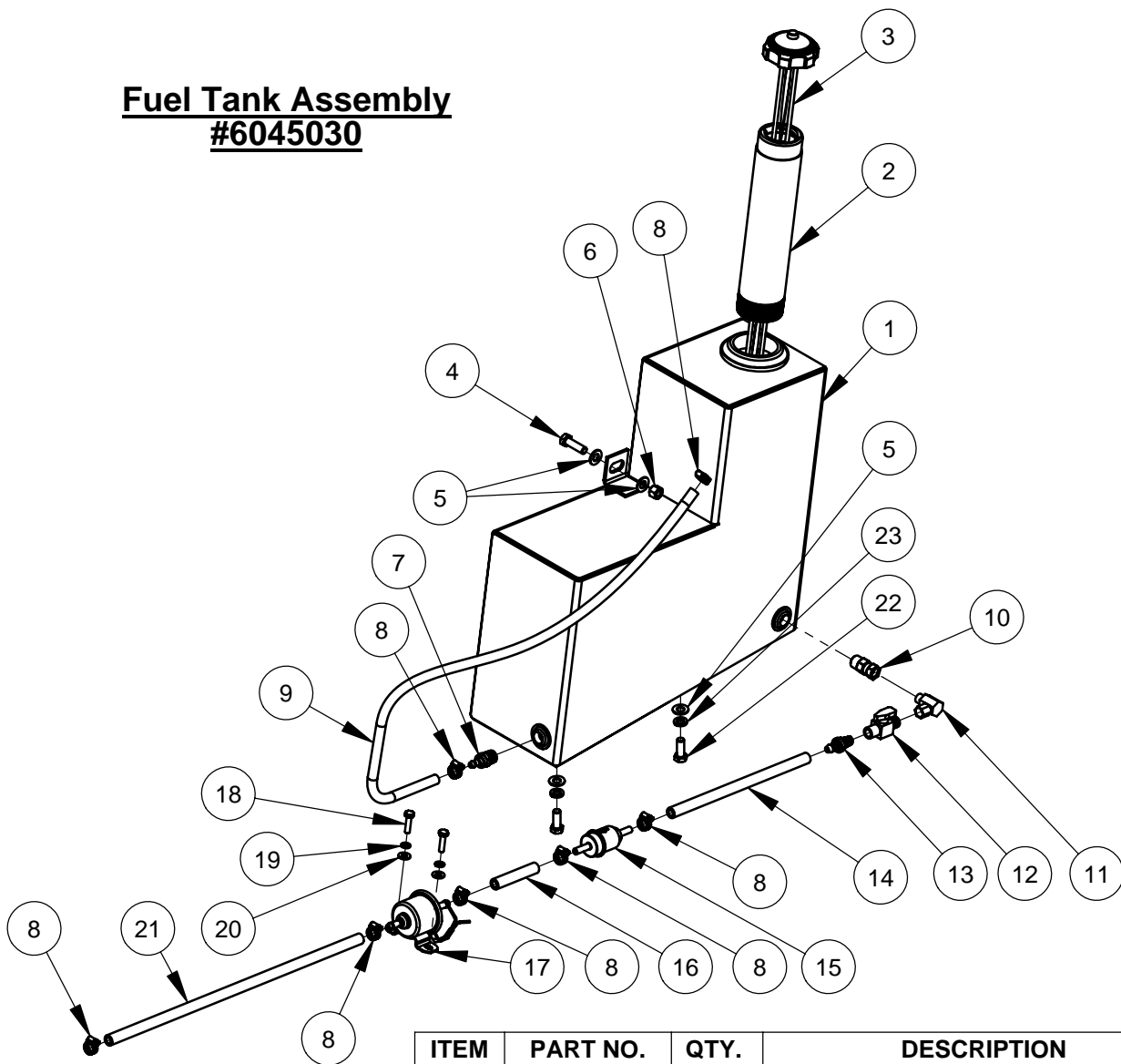
ITEM	PART NO.	QTY.	DESCRIPTION
1	2501280	1	Control Grip Body
2	2501281	1	Control Grip Cover
3	2500644	1	Plug, Rectangular
4	2500694	2	Plug, 5/8" Hole
5	2800372	1	Pushbutton Switch, Raise
6	2800373	1	Pushbutton Switch, Lower
7	2900453	1	Set Screw, Soc. Hd., M5 x 12mm
8	2900452	1	Machine Screw, Oval Hd., #4 x 5/8"
9	2800393	1	Harness, Hydraulic Pump

Quadco Speed Controller Setup



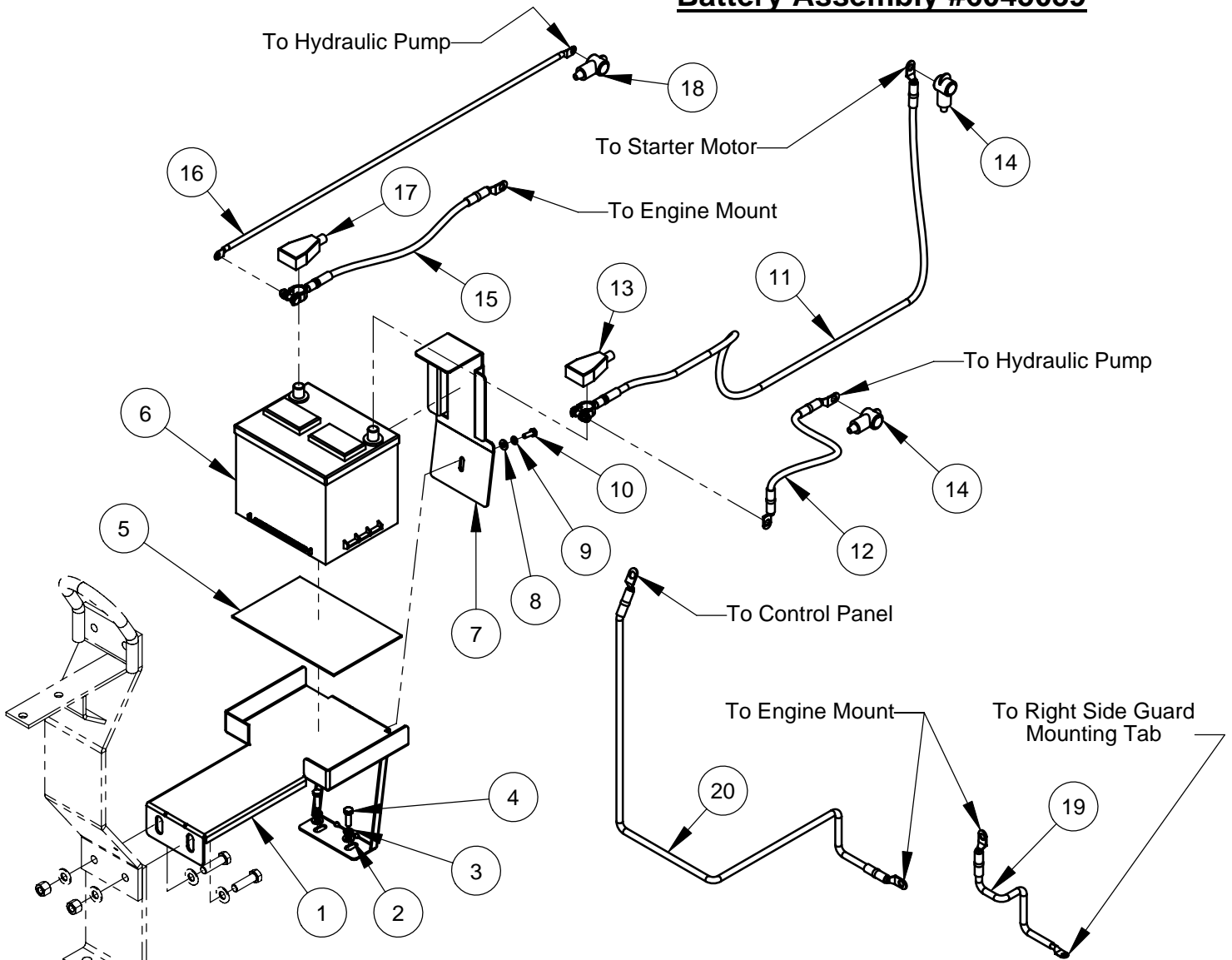
SECTION A-A
SCALE 1 : 2

Fuel Tank Assembly
#6045030



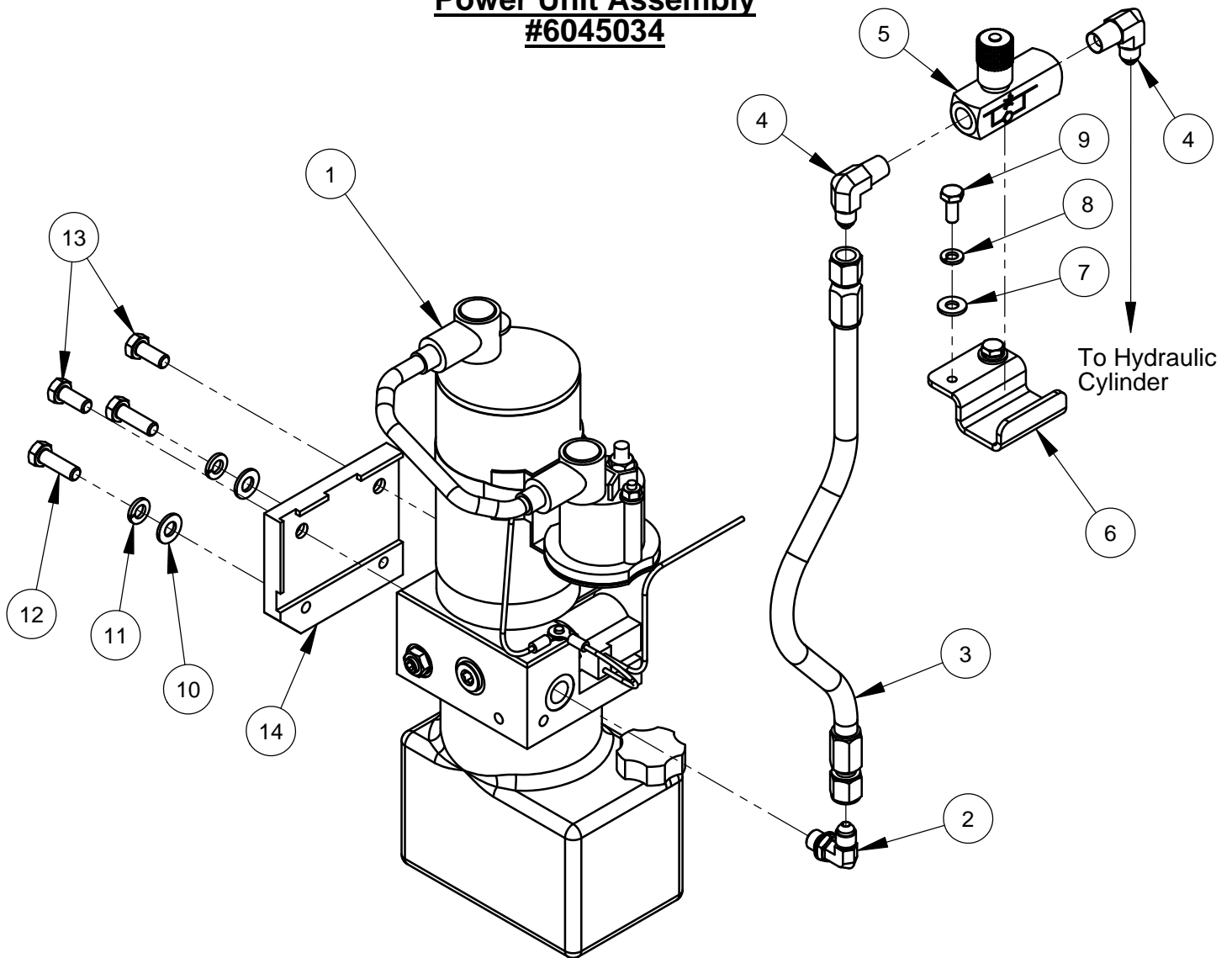
ITEM	PART NO.	QTY.	DESCRIPTION
1	6045066	1	Fuel Tank
2	6045132	1	Fuel Filler Neck Assembly
3	2503933	1	Fuel Tank Cap, 23"
4	2900013	1	Cap Screw, Hex Hd., 3/8-16 x 1-1/4"
5	2900014	4	Flat Washer, 3/8" SAE
6	2900018	1	Lock Nut, 3/8-16 Nylon
7	3200070	1	Fitting, 3/8" MPT to 1/4" Pushlok
8	3200062	7	Hose Clamp #4
9	6010103	1	Fuel Return Hose, 1/4" I.D. x 32"
10	3200058	1	Adapter, 3/8" MPT to 1/4" FPT
11	3200059	1	Elbow, 1/4" Male to 1/4" Female Pipe
12	3200108	1	Fuel Shut-Off Valve, 1/4"
13	3200202	1	Fitting, 1/4" M. Pipe to 5/16" Pushlock
14	6010452	1	Fuel Line Hose, 5/6" ID x 10"
15	2501785	1	Filter, Diesel Fuel
16	6010456	1	Fuel Line Hose, 5/6" ID x 3"
17	2705005	1	Electric Fuel Pump
18	2900008	2	Cap Screw, Hex Hd., 1/4-20 x 1"
19	2900024	2	Lock Washer, 1/4" Split
20	2900009	2	Flat Washer, 1/4" SAE
21	6010457	1	Fuel Line Hose, 5/6" ID x 18-1/2"
22	2900005	2	Cap Screw, Hex Hd., 3/8-16 x 1"
23	2900006	2	Lock Washer, 3/8" Split

Battery Assembly #6045039



ITEM	PART NO.	QTY.	DESCRIPTION
1	6045099	1	Battery Mounting Tray
2	2900022	2	Flat Washer, 5/16" SAE
3	2900031	2	Lock Washer, 5/16" Split
4	2900138	2	Cap Screw, Hex Hd., 5/16-18 x 1"
5	6010442	1	Battery Pad
6	2800561	1	Battery, 12 Volt Group Size 26
7	6045100	1	Battery Hold Down Bracket
8	2900009	1	Flat Washer, 1/4" SAE
9	2900024	1	Lock Washer, 1/4" Split
10	2900144	1	Cap Screw, Hex Hd., 1/4-20 x 3/4"
11	2800073	1	Battery Cable, Positive (Red)
12	2800095	1	Battery Cable, 14" Positive (Red)
13	2800256	1	Battery Boot, Large (Red)
14	2800197	2	Battery Boot, Small (Red)
15	2800072	1	Battery Cable, Negative (Black)
16	6048092	1	Battery Cable Assy., Black
17	2800257	1	Battery Boot, Large (Black)
18	2800198	1	Battery Boot, Small (Black)
19	2800853	1	Ground Cable, 4ga SAE J1127 x 18"
20	2800854	1	Ground Cable, 4ga SAE J1127 x 42"

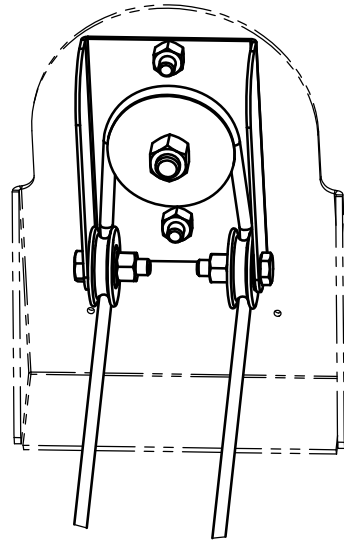
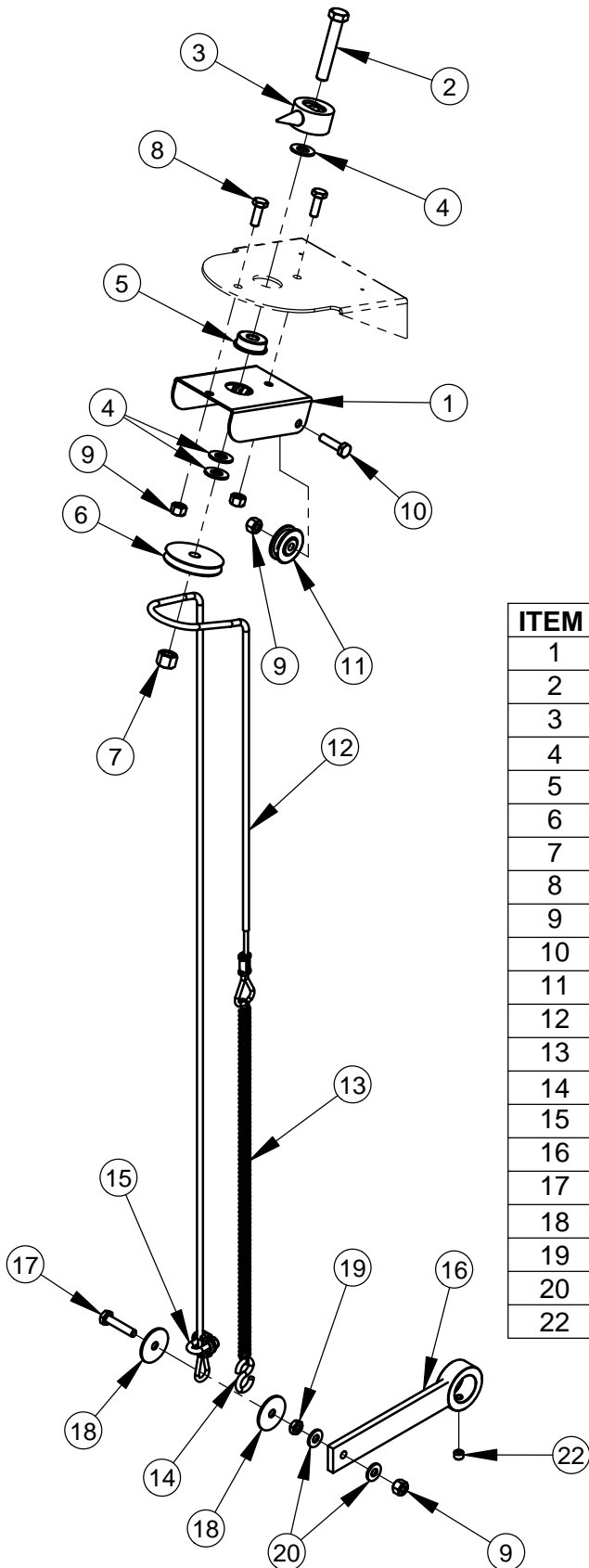
Power Unit Assembly
#6045034



ITEM	PART NO.	QTY.	DESCRIPTION
1	2600692	1	Electro/Hydraulic Pump Unit
	2703228	1	Solenoid Switch 12VDC
	2703229	1	Mounting Strap
2	3200214	1	Elbow, 1/4" M. O-Ring to 1/4" M. JIC
3	3201719	1	Hydraulic Hose Assembly, 1/4" x 15-1/2"
4	3200057	2	Elbow, 1/4" M. Pipe to 1/4" M. JIC
5	3200056	1	Flow Control Valve, 1/4" NPT
6	6045062	1	Flow Control Mount
7	2900009	2	Flat Washer, 1/4" SAE
8	2900024	2	Lock Washer, 1/4" Split
9	2900023	2	Cap Screw, Hex Hd., 1/4-20 x 5/8"
10	2900022	2	Flat Washer, 5/16" SAE
11	2900031	2	Lock Washer, 5/16" Split
12	2900138	2	Cap Screw, Hex Hd., 5/16-18 x 1"
13	2900019	2	Cap Screw, Hex Hd., 5/16-18 x 3/4"
14	6045524	1	Lift Pump Mounting Bracket

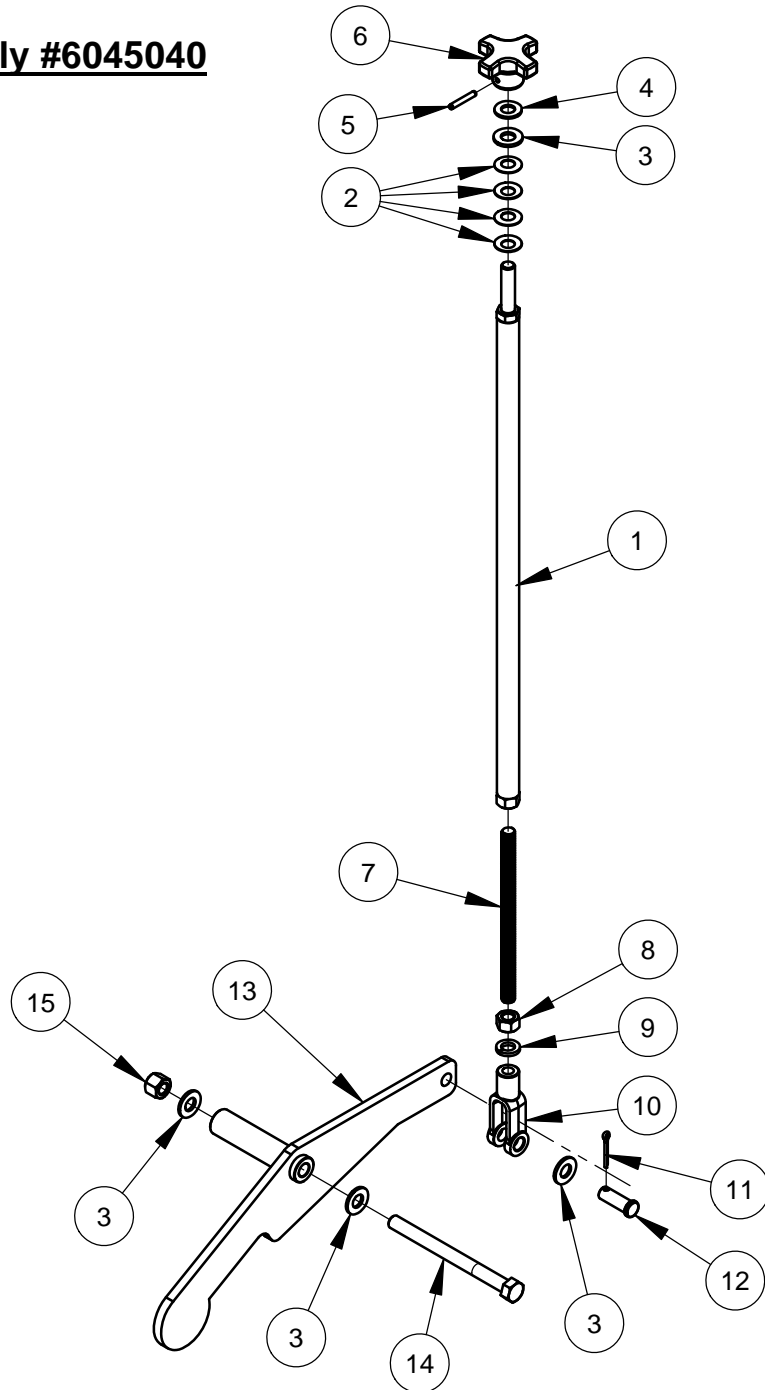
HYDRAULIC FLUID: 15W40 ENGINE OIL

Depth Indicator Assembly #6045024



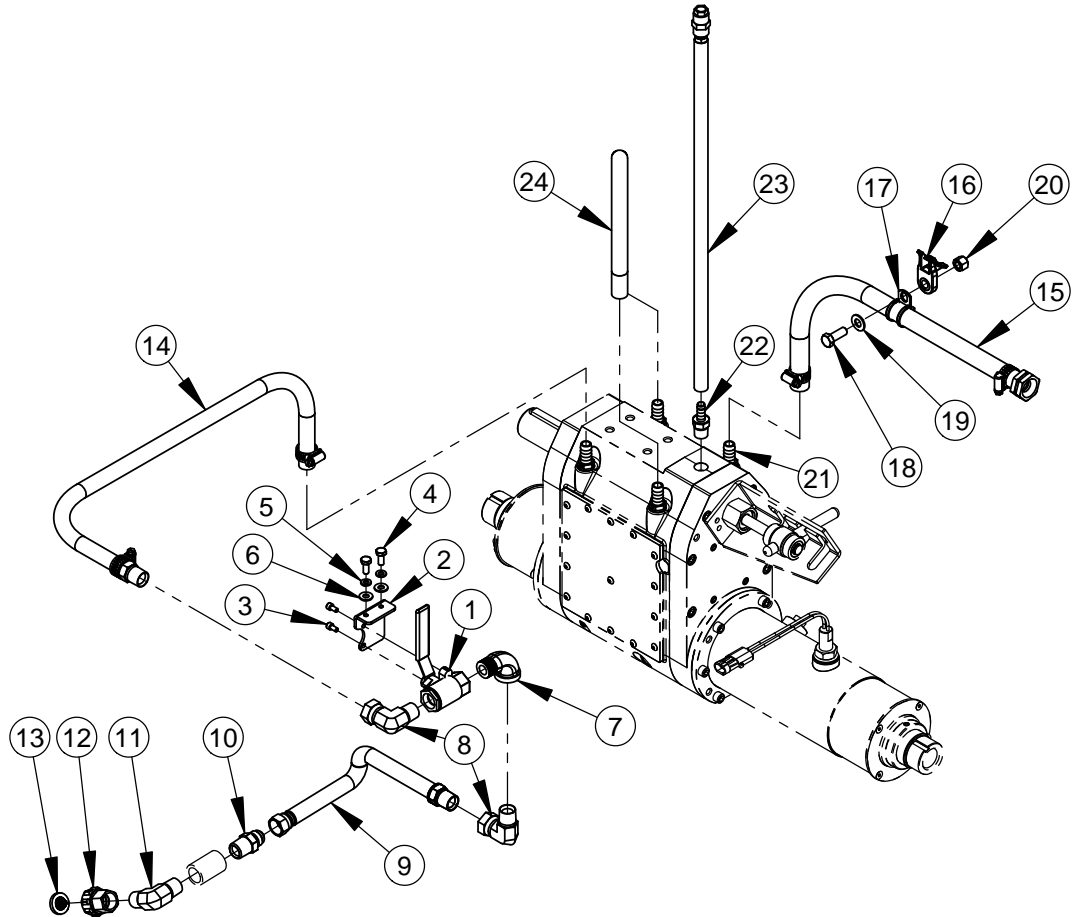
ITEM	PART NO.	QTY.	DESCRIPTION
1	6010092	1	Depth Indicator Mount Bracket
2	2900079	1	Cap Screw, Hex Hd., 3/8-16 x 2-1/4"
3	6010091	1	Depth Indicator Pointer
4	2900014	3	Flat Washer, 3/8" SAE
5	2500145	1	Flange Bearing, 3/8"
6	6010093	1	Cable Pulley, 2"
7	2900018	1	Lock Nut, 3/8-16 Nylon
8	2900144	2	Cap Screw, Hex Hd., 1/4-20 x 3/4"
9	2900010	5	Lock Nut, 1/4-20 Nylon
10	2900008	2	Cap Screw, Hex Hd., 1/4-20 x 1"
11	2500155	2	Cable Pulley, 1-1/4"
12	6011176	1	Depth Indicator Cable with Crimp, 53"
13	2500196	1	Spring, 3/8" x 15"
14	2501959	1	S-Hook, 60 Lb Load Rated
15	2500214	1	Cable Clamp
16	6045166	1	Depth Indicator Weldment
17	2900052	1	Cap Screw, Hex Hd., 1/4-20 x 1-1/4"
18	2900083	2	Fender Washer, 1/4" x 1-1/4"
19	2900358	1	Jam Nut, 1/4-20
20	2900009	2	Flat Washer, 1/4" SAE
22	2900036	1	Set Screw, Soc. Hd., 5/16-18 x 1/4"

Depth Stop Assembly #6045040



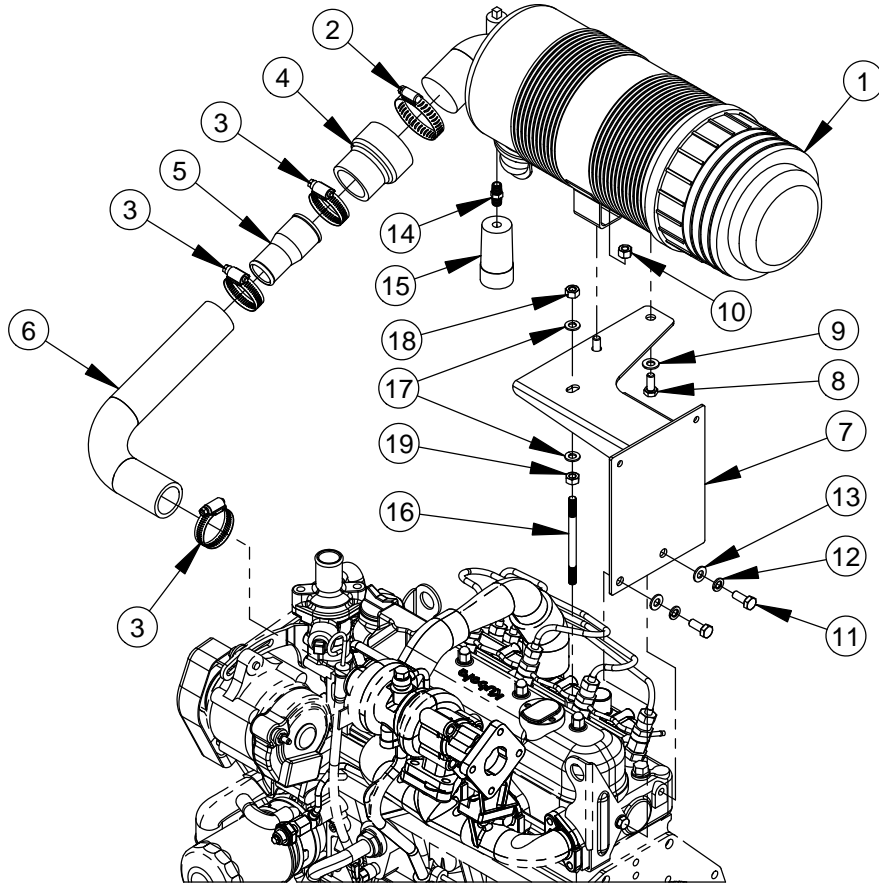
ITEM	PART NO.	QTY.	DESCRIPTION
1	6045083	1	Depth Stop Upper Assembly
2	2900665	4	Belleville Washer, 1/2"
3	2900058	4	Flat Washer, 1/2" SAE
4	2900239	1	Friction Washer, 1/2"
5	2900132	1	Roll Pin, 3/16 x 1-1/4"
6	6010095	1	Depth Stop Knob
7	6045084	1	1/2-13 x 7-1/12" Threaded Rod
8	2900037	1	Hex Nut, 1/2-13
9	2900084	1	Lock Washer, 1/2" Split
10	2900158	1	Yoke, 1/2-13
11	2900004	1	Cotter Pin, 1/8" x 1"
12	2900007	1	Clevis Pin, 1/2" Dia. x 1-3/8"
13	6045061	1	Depth Stop Pivot Arm
14	2901024	1	Capscrew, Hex Hd., 1/2-13 x 6"
15	2900026	1	Lock Nut, 1/2-13 Nylon

Water Supply Assembly #6045465



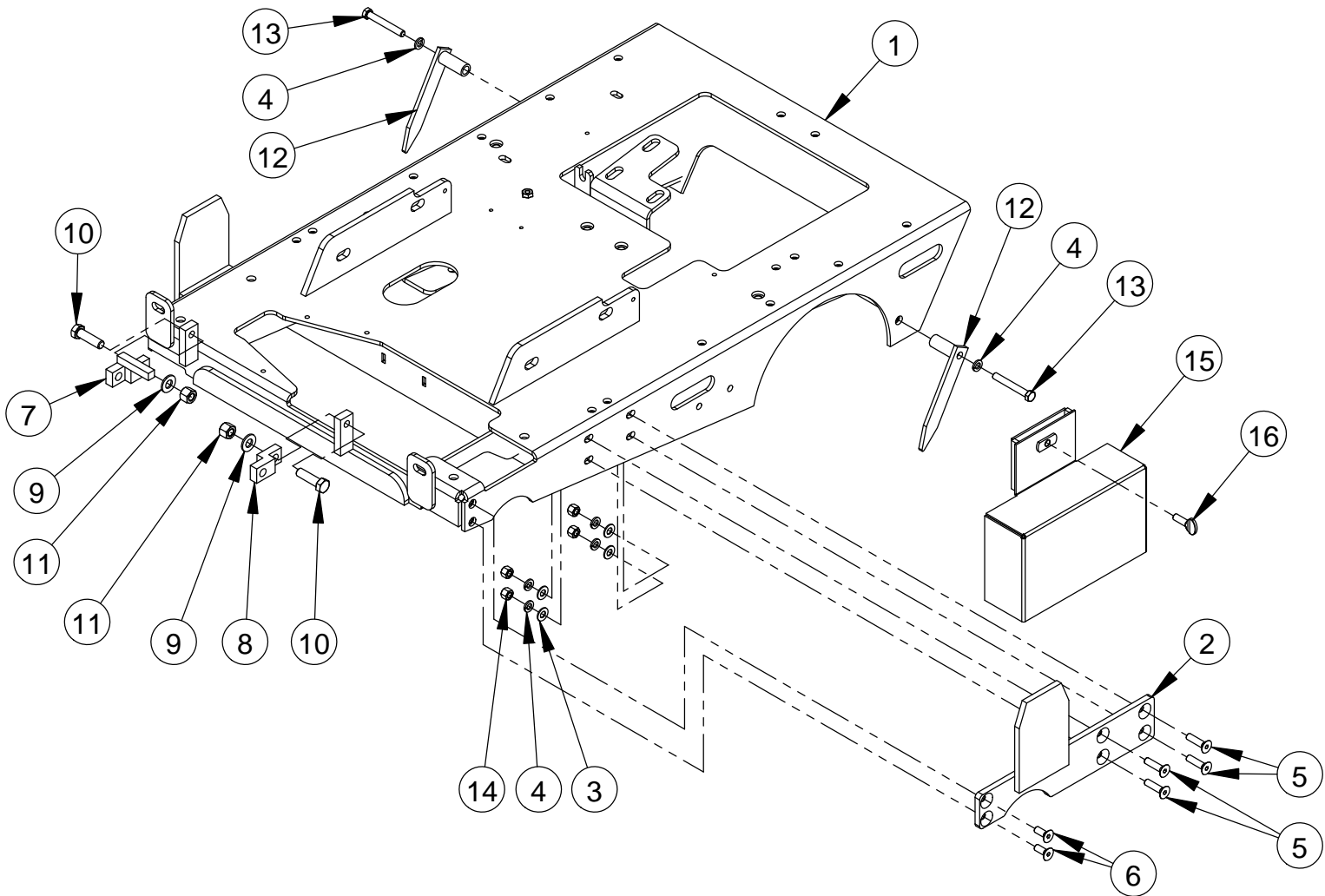
ITEM NO.	PART NO.	QTY.	DESCRIPTION
1	3200026	1	Water Valve, 1/2" FPT
2	6045447	1	Water Valve Mounting Bracket
3	2900117	2	Cap Screw, Soc. Hd., #10-24 x 3/8"
4	2900023	2	Cap Screw, Hex Hd., 1/4-20 x 5/8"
5	2900024	2	Lock Washer, 1/4" Split
6	2900009	2	Flat Washer, 1/4" SAE
7	3200013	1	Street Elbow, 1/2" NPT
8	3200399	2	Elbow, 1/2" M. Pipe x 1/2" F. Pipe Swivel
9	6045451	1	Water Hose Assembly, 1/2" x 7-1/2"
10	3200283	1	Adapter, 1/2" M. Pipe x 1/2" M. JIC
11	3200166	1	Elbow, 1/2" Male Pipe
12	3200022	1	Fitting, 1/2" F. Pipe to 3/4" F. Garden
13	3200025	1	Hose Filter Washer
14	6045482	1	Hose Assembly, 1/2" x 52"
15	6045481	1	Hose Assembly, 1/2" x 80"
16	2501753	1	Hose Mount Support
17	2501434	1	Hose Clamp, 5/8" x 3/4" Wide
18	2900005	1	Cap Screw, Hex Hd., 3/8-16 x 1"
19	2900014	1	Flat Washer, 3/8" SAE
20	2900018	1	Locknut, 3/8-16, Nylon
21	3200935	4	Fitting, 3/8" M. Pipe to 1/2" Hose Barb
22	3202090	1	Fitting, 3/8" M. Pipe to 3/8" Push Lock, Swivel
23	6018217	1	Vent Tube Assembly
24	6010891	1	Water Hose, 1/2" ID x 6"

Air Filter Assembly #6045104



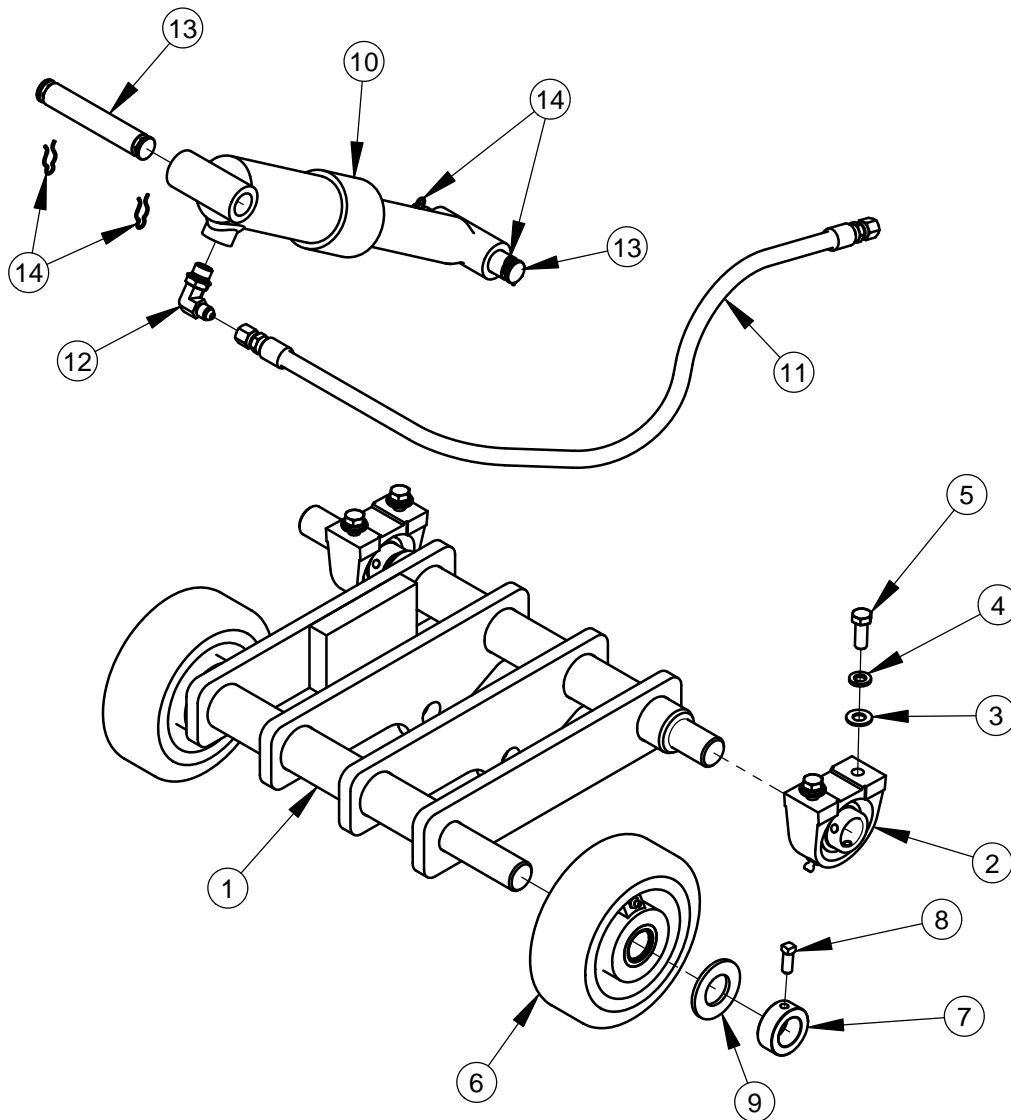
ITEM	PART NO.	QTY.	DESCRIPTION
1	2502407	1	Air Cleaner Assembly
	2504602	1	Outer Primary Filter
	2504603	1	Inner Safety Filter
	2500239	1	Rubber Dust Ejector Boot
2	3200095	1	Hose Clamp #32
3	3400615	3	Hose Clamp, #20
4	2503177	1	Hose Reducer, 2.0"-1.5" ID
5	6045105	1	Hose Connector, 1-1/2" x 1-1/4" x 3"
6	6045142	1	Air Filter Hose
7	6045292	1	Water Bottle/Air Cleaner Mount
8	2900019	2	Cap Screw, Hex Hd., 5/16-18 x 3/4"
9	2900022	2	Flat Washer, 5/16" SAE
10	2900039	2	Lock Nut, 5/16-18 Nylon
11	2900329	2	Cap Screw, Hex Hd., M8-1.25 x 20mm
12	2900763	2	Lock Washer, M8 Split
13	2900022	2	Flat Washer, 5/16" SAE
14	2505106	1	Safety Filter Fitting, 1/8" NPT
15	2500423	1	Restriction Indicator
16	2901321	1	Stud, Threaded, M8 x 110
17	2901336	2	Flat Washer, M8
18	2900303	1	Lock Nut, M8 Nylon
19	2900343	1	Hex Nut, M8-1.25

Frame Base Assembly #6045434



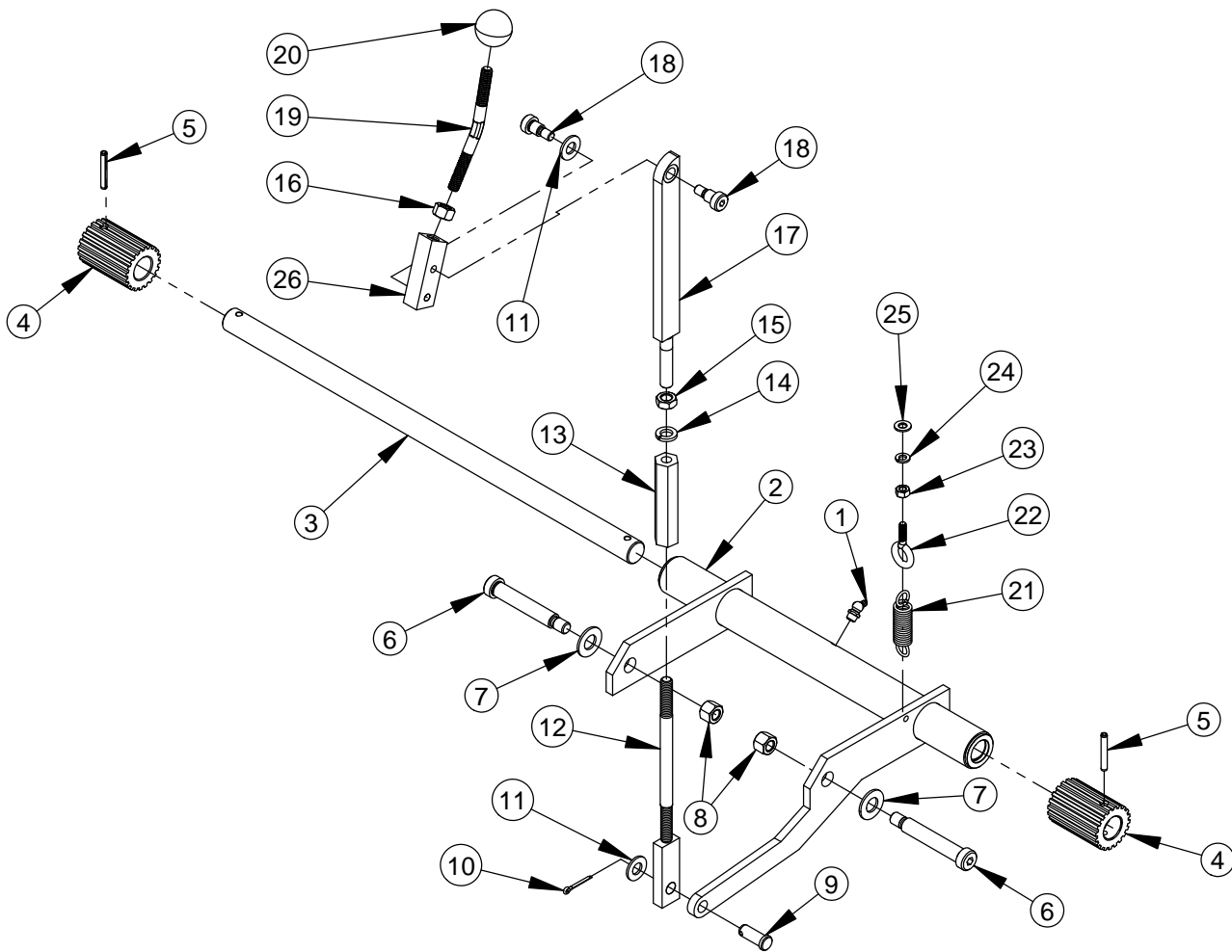
ITEM	PART NO.	QTY.	DESCRIPTION
1	6045417	1	Frame Base Weldment
2	6043524	1	Blade Guard Mount
3	2900014	4	Flat Washer, 3/8" SAE
4	2900006	6	Lock Washer, 3/8" Split
5	2900428	4	Cap Screw, Flat Hd., 3/8-16 x 1-1/2"
6	2900235	2	Cap Screw, Flat Hd., 3/8-16 x 1"
7	6045204	1	Pointer Extension With Stop
8	6047976	1	Pointer Extension
9	2900058	2	Flat Washer, 1/2" SAE
10	2900139	2	Cap Screw, Hex Hd., 1/2-13 x 1-3/4"
11	2900026	2	Lock Nut, 1/2-13 Nylon
12	6045221	2	Rear Pointer Weldment
13	2900028	2	Cap Screw, Hex Hd., 3/8-16 x 2-3/4"
14	2900018	4	Lock Nut, 3/8-16 Nylon
15	6045435	1	Shaft Guard Assembly
16	2900500	1	Thumb Screw, 3/8-16 x 1"

Front Axle Assembly #6045029



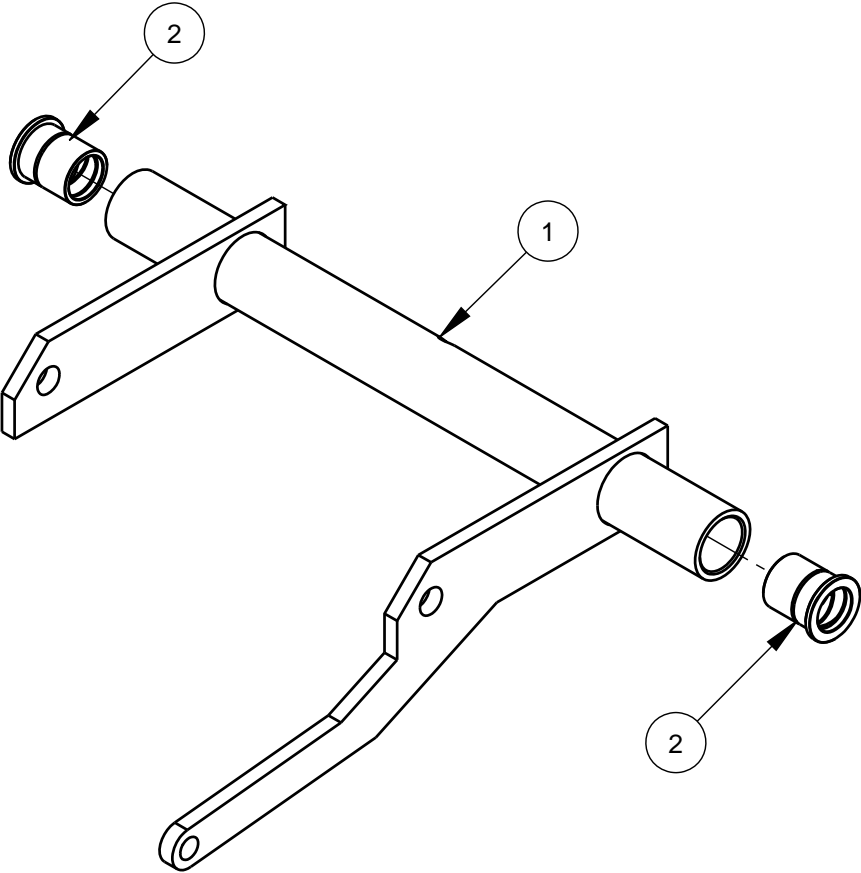
ITEM	PART NO.	QTY.	DESCRIPTION
1	6045165	1	Front Axle Weldment
2	2500732	2	Pillow Block Bearing 1"
3	2900014	4	Flat Washer, 3/8" SAE
4	2900006	4	Lock Washer, 3/8" Split
5	2900005	4	Cap Screw, Hex Hd., 3/8-16 x 1"
6	2500299	2	Wheel, 6" Front
7	2500009	2	Set Collar, 1" ID
8	2900783	2	Set Screw, Sq. Hd., 5/16-18 x 3/4"
9	2900295	2	Flat Washer, 1" SAE
10	2501541	1	Hydraulic Cylinder, 1-3/4" x 5"
11	3201684	1	Hydraulic Hose Assembly, 52-1/2" Long
12	3200551	1	Elbow, 3/8" O-Ring to 1/4" M. JIC
13	6045056	2	Cylinder Pin, 3/4" x 4-1/2"
14	2900784	4	Hair Pin Clip, 1/2"

Positraction Engagement Assembly #6045033



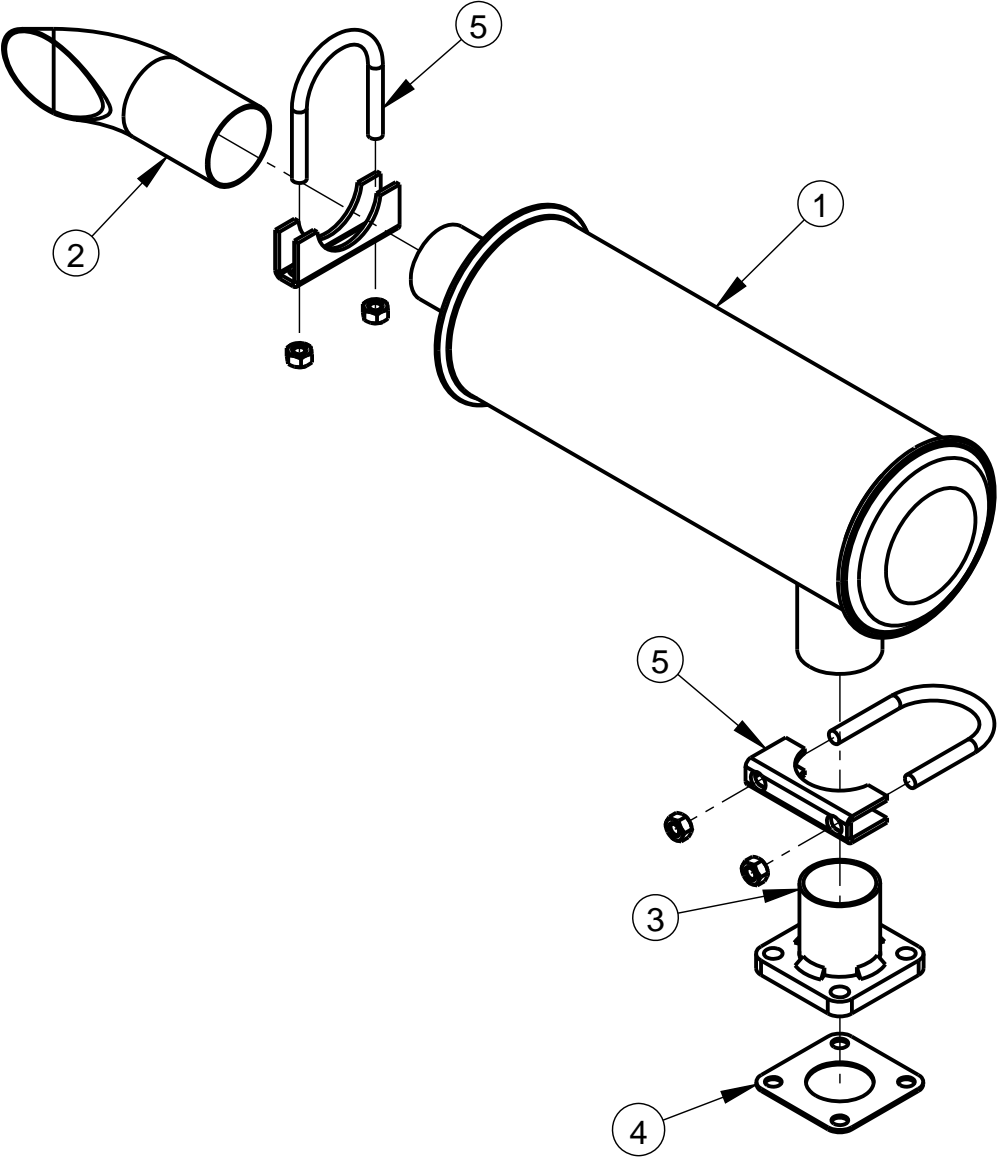
ITEM	PART NO.	QTY.	DESCRIPTION
1	2900193	1	Grease Fitting, 1/8" NPT x 45 degree
2	6045164	1	Traction Bar Assembly
3	6015036	1	Positraction Axle, 1" x 23-1/4"
4	6015035	2	Sprocket, 20T
5	2901015	2	Roll Pin, 1/4" x 1-3/4"
6	2900824	2	Shoulder Screw, 5/8" x 3-1/4" (1/2-13)
7	2900002	2	Flat Washer, 5/8" SAE
8	2900026	2	Lock Nut, 1/2-13 Nylon
9	2900266	1	Clevis Pin, 1/2 x 1-1/4"
10	2900004	1	Cotter Pin, 1/8" x 1"
11	2900058	2	Flat Washer, 1/2" SAE
12	6045014	1	Lower Positraction Arm Weldment
13	2901013	1	Coupling Nut, 1/2-13 x 4 LH/RH
14	2900084	1	Lock Washer, 1/2" Split
15	2900129	1	Hex Nut, Jam, 1/2"-13
16	2900037	1	Hex Nut, 1/2-13
17	6015044	1	Upper Positraction Arm Weldment
18	2900588	2	Shoulder Screw, 1/2" x 1/2" (3/8-16)
19	6045461	1	Stud, Angled, 1/2"-13 x 5-1/2" RH
20	2504032	1	Knob, 1/2-13 x 1-1/2 Dia
21	2503940	1	Extension Spring, 3/4 x .105 x 3.00"
22	2900720	1	Eyebolt, 5/16-18 x 1"
23	2900141	1	Hex Nut, 5/16-18
24	2900031	1	Lock Washer, 5/16" Split
25	2900022	1	Flat Washer, 5/16" SAE
26	6015117	1	Disengage Pivot Bar

Traction Bar Assembly #6045164



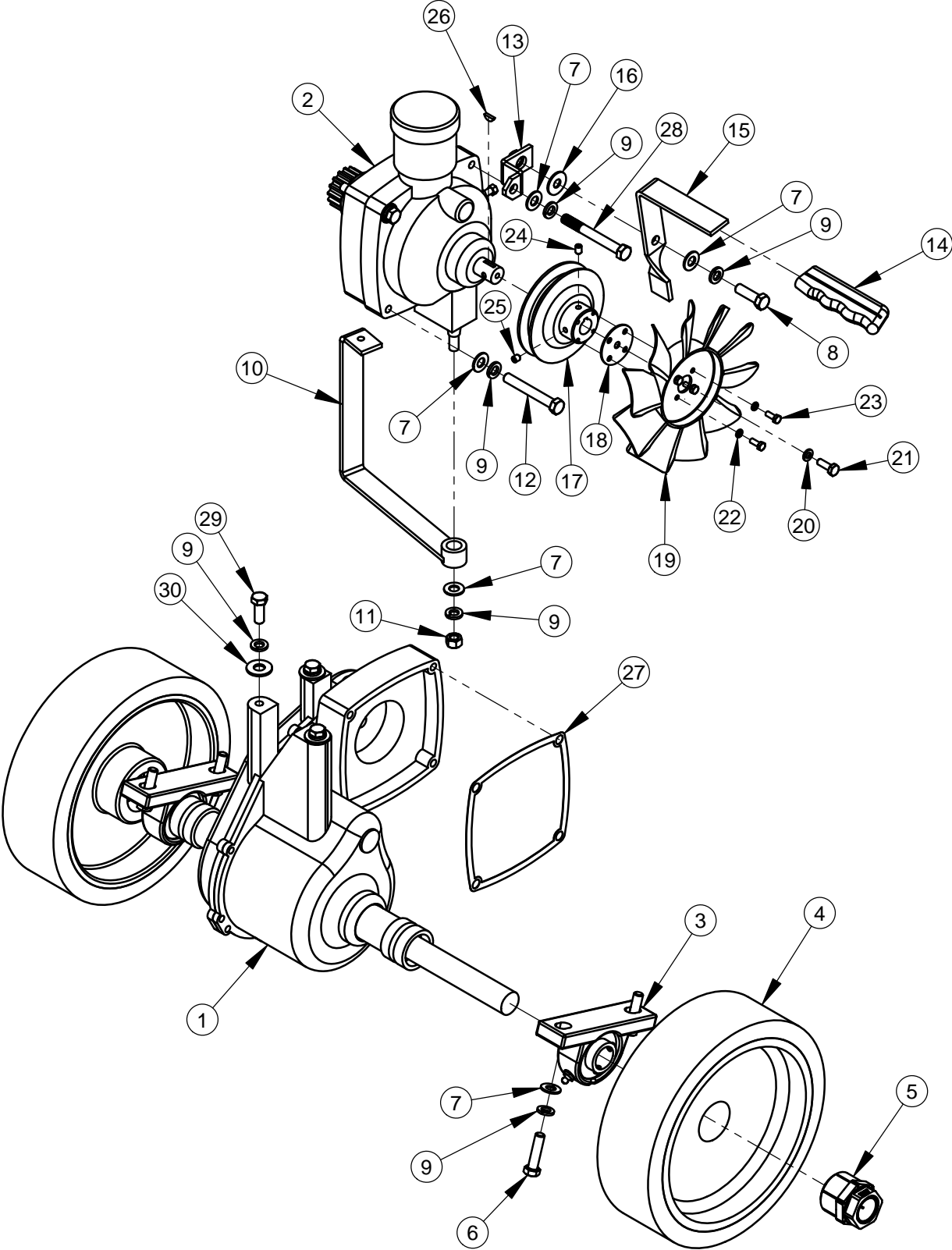
ITEM	PART NO.	QTY.	DESCRIPTION
1	6045004	1	Traction Bar Weldment
2	2502170	2	Grooved Flange Bearing 1 x 1-1/4 x 1-1/2"

Horizontal Muffler Kit
#6045145



ITEM NO.	PART NUMBER	QTY.	DESCRIPTION
1	2700491	1	Muffler, Exhaust
2	2500517	1	Exhaust Deflector, 1-7/8"
3	2503906	1	4 Bolt Exhaust Flange
4	2503907	1	4 Bolt Exhaust Flange Gasket
5	2503909	2	Muffler Clamp, 1-3/4"

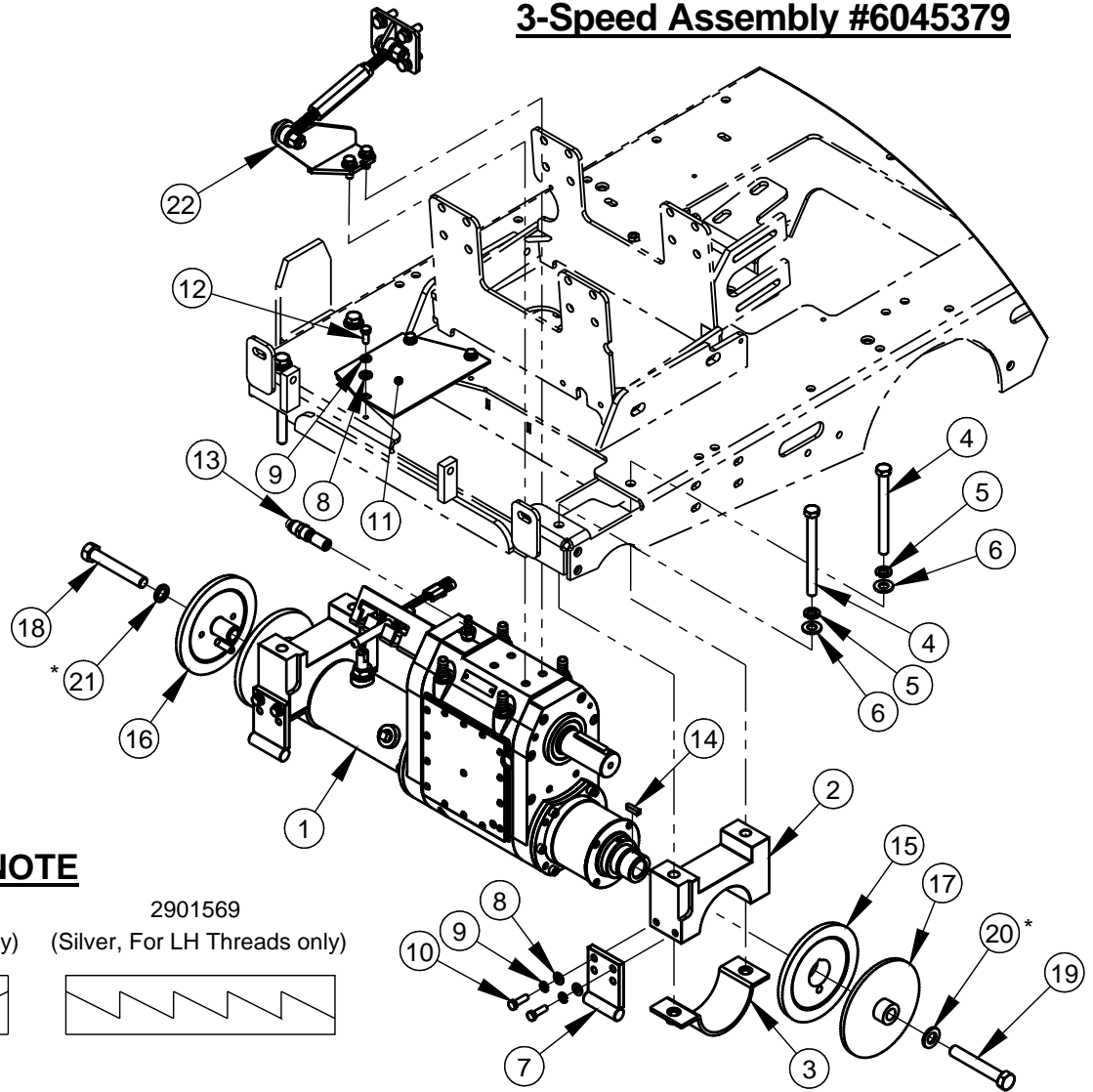
Differential Assembly #6045027



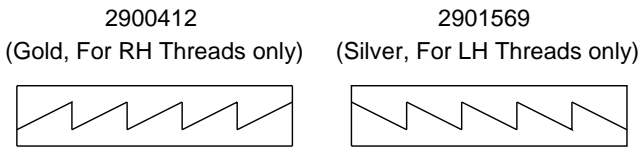
Differential Assembly #6045027

ITEM	PART NO.	QTY.	DESCRIPTION
1	2600206	1	Peerless Transaxle 1325-A
2	6045208	1	Eaton 7 Dimpled Shaft Trans with Gear
3	2500013	2	Bearing, 1" Pillowblock
4	2500996	2	Wheel 10 x 3 1.75 Bore
5	2500867	2	Trantorque Bushing, 1"
6	2900029	4	Cap Screw, Hex Hd., 3/8-16 x 1-1/2"
7	2900014	10	Flat Washer, 3/8" SAE
8	2900013	1	Cap Screw, Hex Hd., 3/8-16 x 1-1/4"
9	2900006	13	Lock Washer, 3/8" Split
10	6045059	1	Shift Lever Weldment
11	2900033	1	Hex Nut, 3/8-16
12	2900028	3	Cap Screw, Hex Hd., 3/8-16 x 2-3/4"
13	6015048	1	Free Wheel Mount Bracket
14	2500002	1	Lever Grip
15	6045058	1	Free Wheeling Lever
16	2900153	1	Friction Washer, 3/8"
17	6011149	1	Cup Pulley 4 "- A Groove
18	6045130	1	Fan Pulley Spacer
19	2500519	1	Cooling Fan, 7"
20	2900024	1	Lock Washer, 1/4" Split
21	2900144	1	Cap Screw, Hex Hd., 1/4-20 x 3/4"
22	2900038	4	Lock Washer, #10 Split
23	2900448	4	Machine Screw, Hex Hd., #10-32 x 1/2"
24	2900101	1	Set Screw, Soc. Hd., 1/4-20 x 3/8"
25	2901133	1	Set Screw, Soc. Cone Point, 1/4-20 x 3/8"
26	2900068	1	Woodruff Key #404, 1/8" W x 1/2" Dia.
27	2501133	1	Gasket
28	2903030	1	Cap Screw, Hex Hd., 3/8-16 x 3-1/4"
29	2900005	3	Cap Screw, Hex Hd., 3/8-16 x 1"
30	2900473	3	Flat Washer, 3/8", USS

3-Speed Assembly #6045379



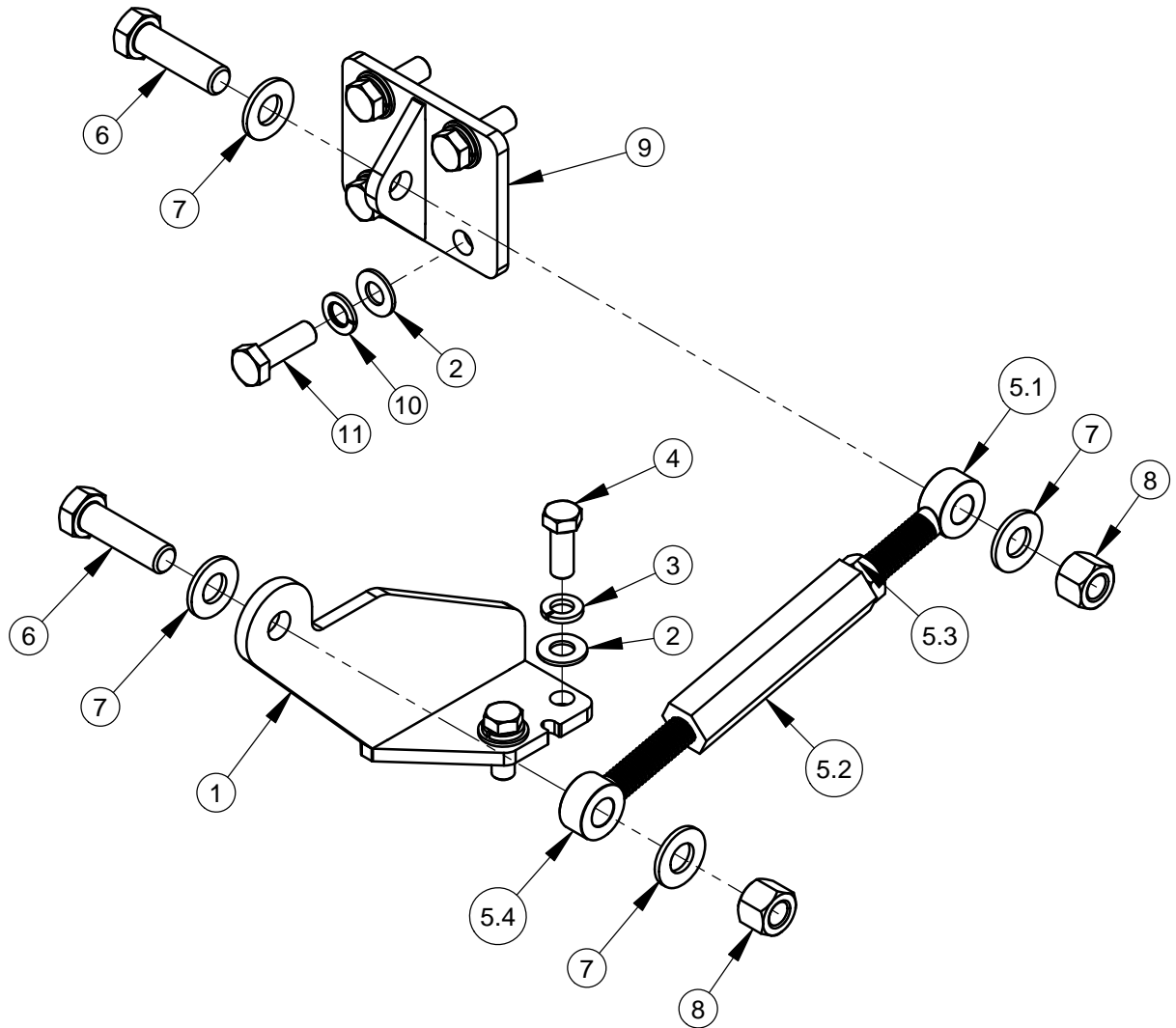
*** NOTE**



ITEM	PART NO.	QTY.	DESCRIPTION
1	6018400	1	DP 3-Speed Transmission Assembly
2	6011368	2	Transmission Mount
3	6045364	2	Clamp Mounting
4	2900466	4	Cap Screw, Hex Hd., 1/2-13 x 5-1/2"
5	2900084	4	Lock Washer, 1/2" Split
6	2900058	4	Flat Washer, 1/2" SAE
7	6045368	2	Skid Plate
8	2900022	7	Flat Washer, 5/16" SAE
9	2900031	7	Lock Washer, 5/16" Split
10	2900138	4	Cap Screw, Hex Hd., 5/16-18 x 1"
11	6045369	1	Frame Cover
12	2900019	3	Cap Screw, Hex Hd., 5/16-18 x 3/4"
13	6018217	1	Vent Tube Assembly
14	6010040	2	Key, 1/4" Sq. x 15/16"
15	6010038	2	Inner Flange 6"
16	6010039	1	Outer Flange 6" with Pin
17	6045214	1	Flange Cover Weldment, 6"
18	2900130	1	Cap Screw, Hex Hd., 5/8-11 x 4" LH
19	2900146	1	Cap Screw, Hex Hd., 5/8-11 x 4"
20	2900412	1	Lock Washer, Wedge 5/8"
21	2901569	1	Lock Washer, Wedge 5/8" LH
22	6045446	1	Turnbuckle Tensioning Assembly

* See Note
* See Note

Turnbuckle Tensioning Assembly #6045446



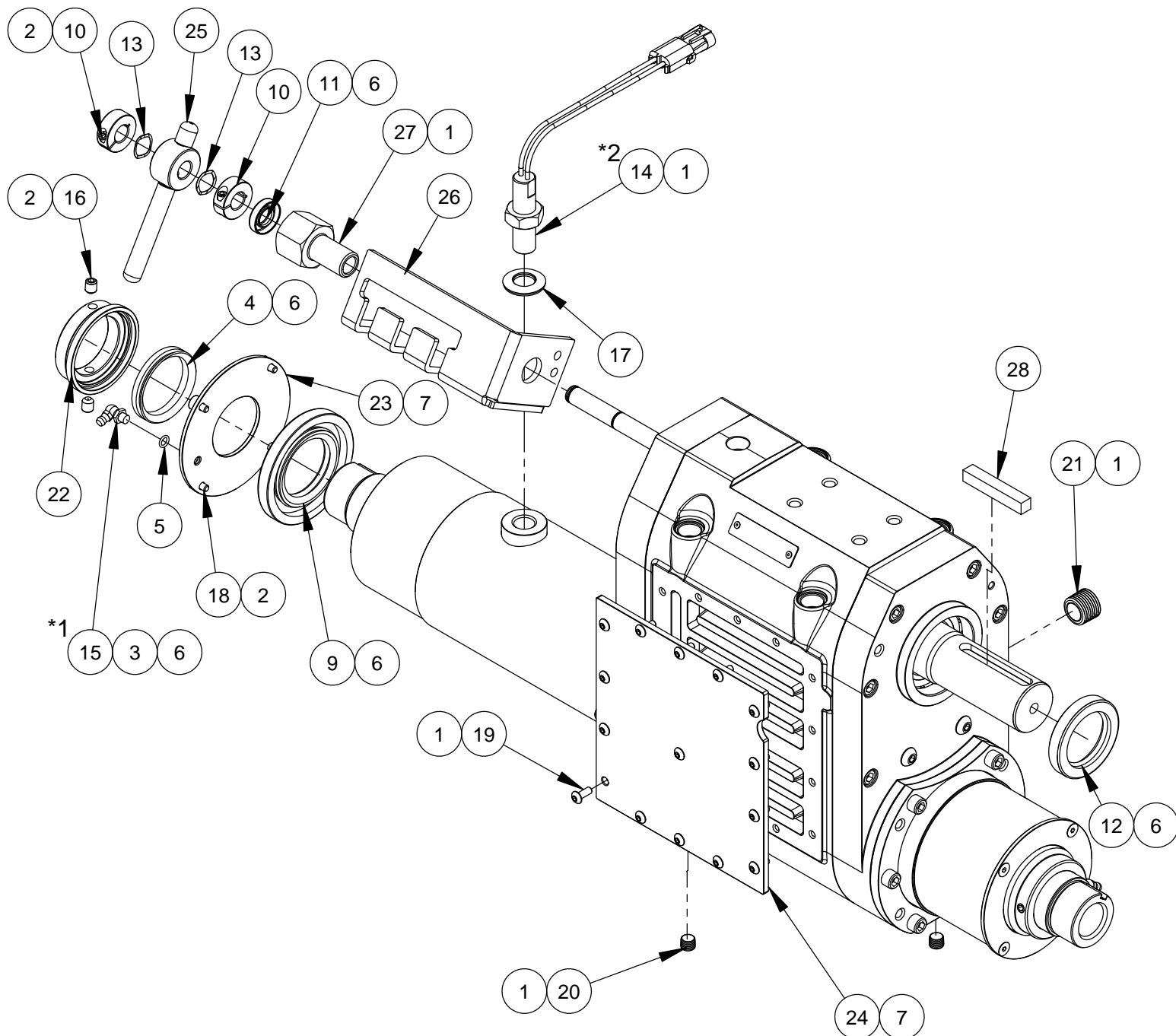
ITEM	PART NO.	QTY.	DESCRIPTION
1	6045360	1	Belt Tension Bracket Box
2	2900014	8	Flat Washer, 3/8" SAE
3	2900006	4	Lock Washer, 3/8" Split
4	2900005	4	Cap Screw, Hex Hd., 3/8-16 x 1"
5	6045362	1	Turnbuckle, 1/2" Eyes
5.1	6045374	1	Rod End, Right Hand, 1/2"-13 x 3-1/2"
5.2	2901013	1	Coupling Nut, 1/2-13 x 4 LH/RH
5.3	2900129	1	Jam Nut, 1/2-13
5.4	6045366	1	Rod End: Left Hand 1/2"-13 x 3-1/2"
6	2900139	2	Cap Screw, Hex Hd., 1/2-13 x 1-3/4"
7	2900058	4	Flat Washer, 1/2" SAE
8	2900026	2	Lock Nut, 1/2-13 Nylon
9	6045361	1	Belt Tension Bracket, Engine
10	2900321	4	Lock Washer, M10 Split
11	2900870	4	Cap Screw, Hex Hd., M10-1.25 x 30mm

Transmission Assembly 3-Spd 29"

For Complete Assembly:

Use **6018400** for CC4144D, CC4130E & CC3730E

Use **6018410** for CC3740E



NOTE:

1. It may be necessary to grind grease fitting 2900061 flush to back of seal retainer 6018049 when assembled with O-ring 2500939 prior to mounting to bladeshaft housings. Orient all fittings as shown.
2. Screw magnetic sensor into port until sensor tip touches OD of 60T gear, back sensor out 1/2 turn and lock in place with jam nut supplied with sensor.

Transmission Assembly 3-Spd 29"

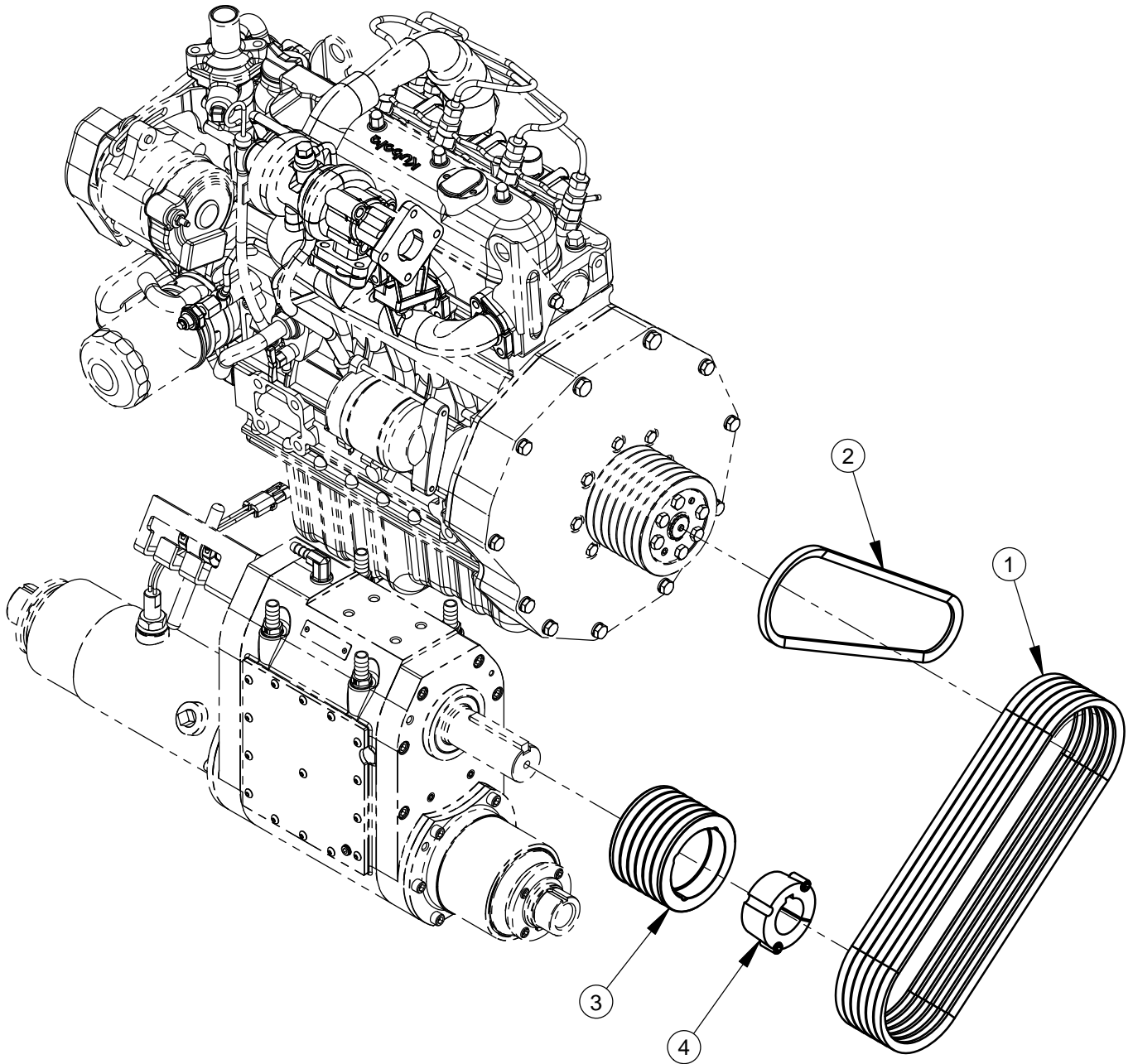
For Complete Assembly:

Use **6018400** for CC4144D, CC4130E & CC3730E

Use **6018410** for CC3740E

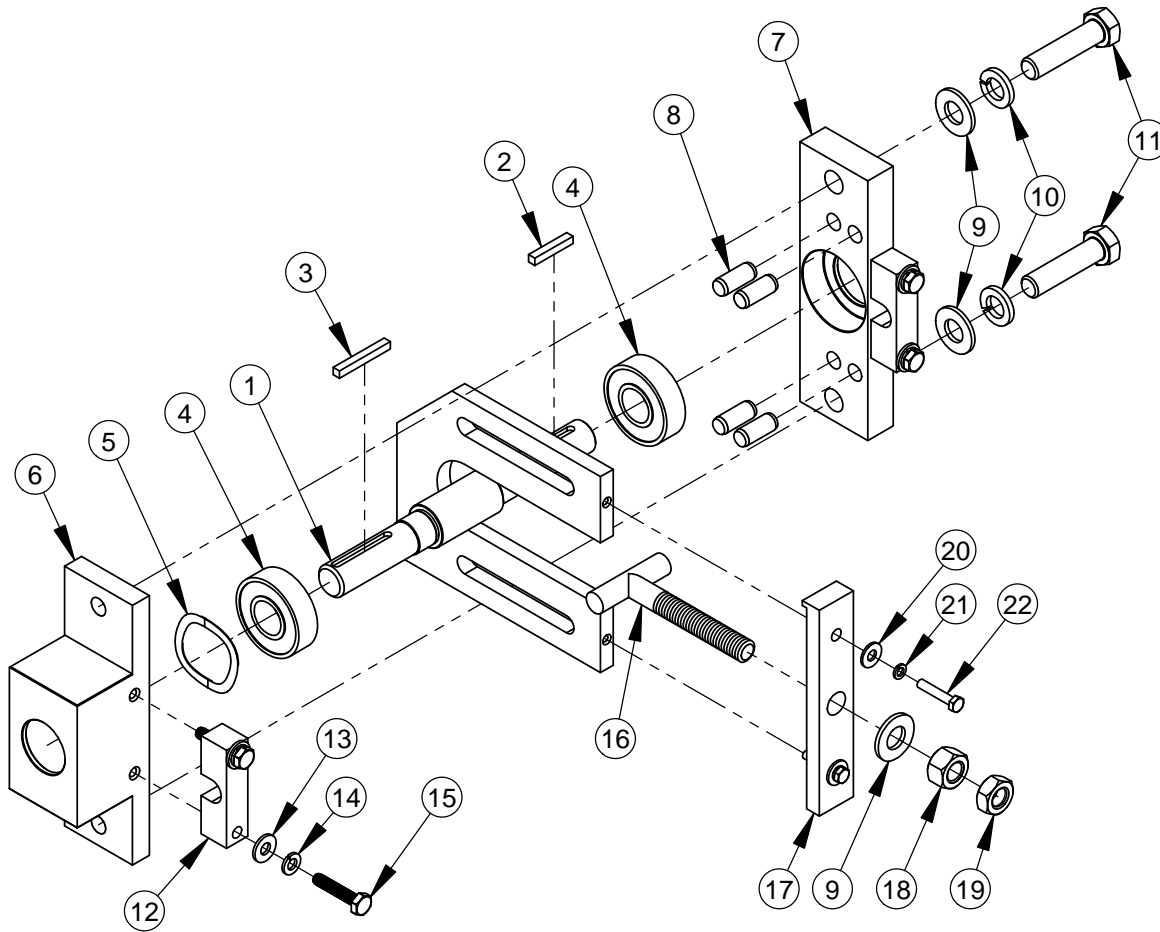
ITEM	PART NO.	QTY.	DESCRIPTION
1	2401311	AR	Loctite #567 Thread Sealant
2	2401315	AR	Loctite #242 Blue
3	2401316	AR	Loctite #262 Red
4	2500751	2	Seal, 1-3/4" V-Ring
5	2500939	2	O-Ring, AS568A - 010
6	2502046	AR	Grease, Fuchs Synthetic
7	2503802	AR	Permatex Ultra Black
8	2503930	3 qt	Gear Oil, 75W90 Synthetic
9	2503944	2	Oil Seal, 45 x 85 x 10mm
10	2504769	2	1/2" Split Shaft Collar
11	2506441	1	Oil Seal, 1/2 x 1.00 x 1/4"
12	2506443	1	Oil Seal, 40 x 60 x 10mm
13	2506445	2	1/2" Wave Washer
14	2800169	1	Magnetic Sensor w/Jam Nut
15	2900061	2	Grease Fitting, 1/4-28 x 90 Degree
16	2900142	4	Set Screw, Soc. Hd., 5/16-18 x 3/8"
17	2900805	1	Sealing Washer, 5/8"
18	2900978	8	Cap Screw, Flat Hd., #10-24 x 1/2"
19	2901312	30	Cap Screw, Button Hd., #10-24 x 1/2"
20	3200001	2	Plug, 1/8" NPT
21	3202334	1	1/2" NPTF Magnetic Pipe Plug
22	6018028	2	V-Ring Cover
23	6018049	2	Seal Retainer
24	6018056	2	Heat Exchanger Cover Plate
25	6018063	1	Shift Lever Assembly
26	6018064	1	Shift Bracket
27	6018065	1	Shifter Housing
28	6047959	1	Key, 3/8" Sq. x 2-1/4"

Belt Drive Assembly #6045385



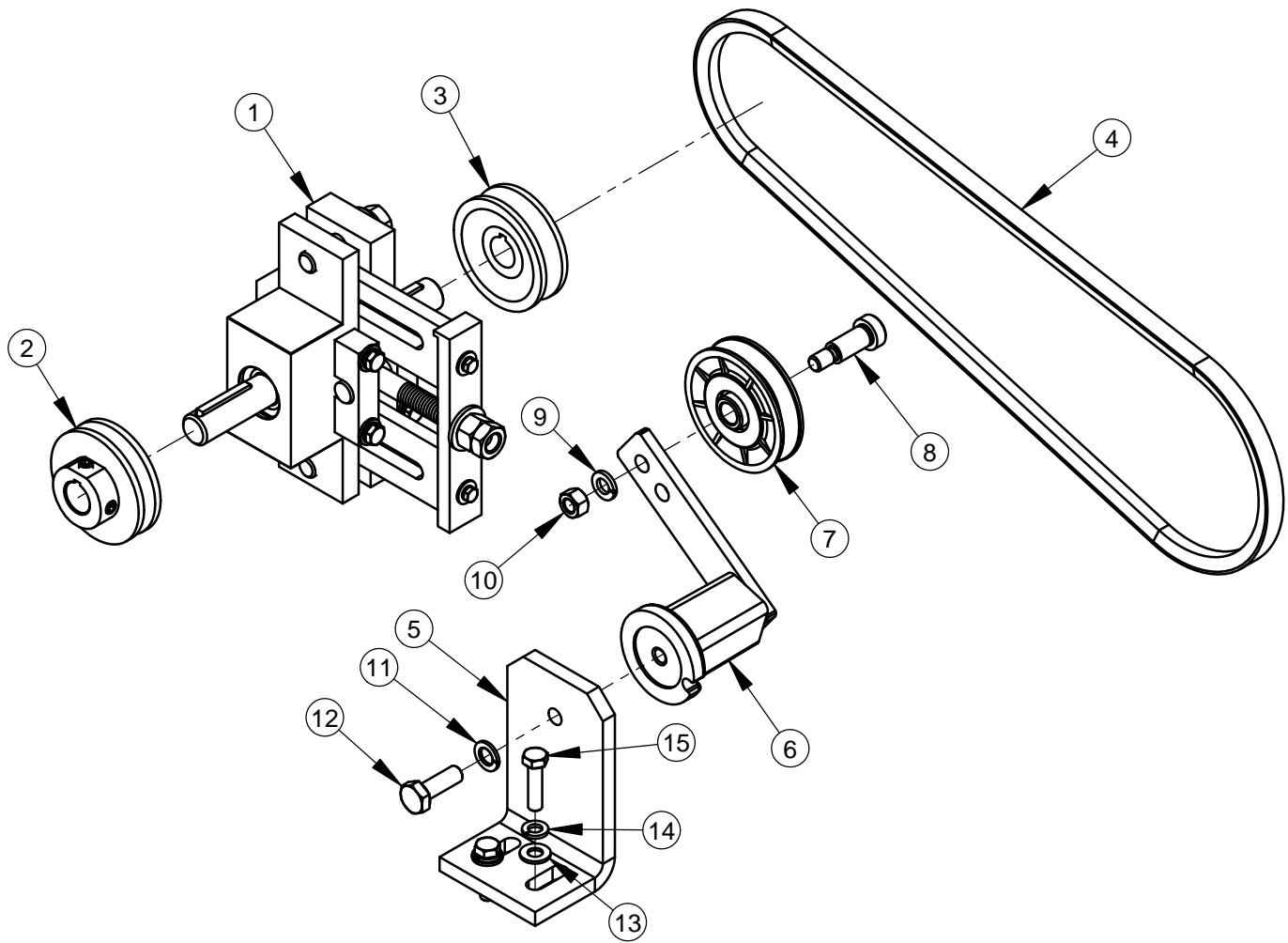
ITEM	PART NO.	QTY.	DESCRIPTION
1	2503875	6	V-Belt, 3VX366
2	2500820	1	V-Belt, 3VX280
3	6045158	1	Sheave, 4.00-3V-6 Groove, 2012
4	2503811	1	Taper Bushing, 1-1/2" w/Setscrews

Differential Jackshaft Assembly #6045512



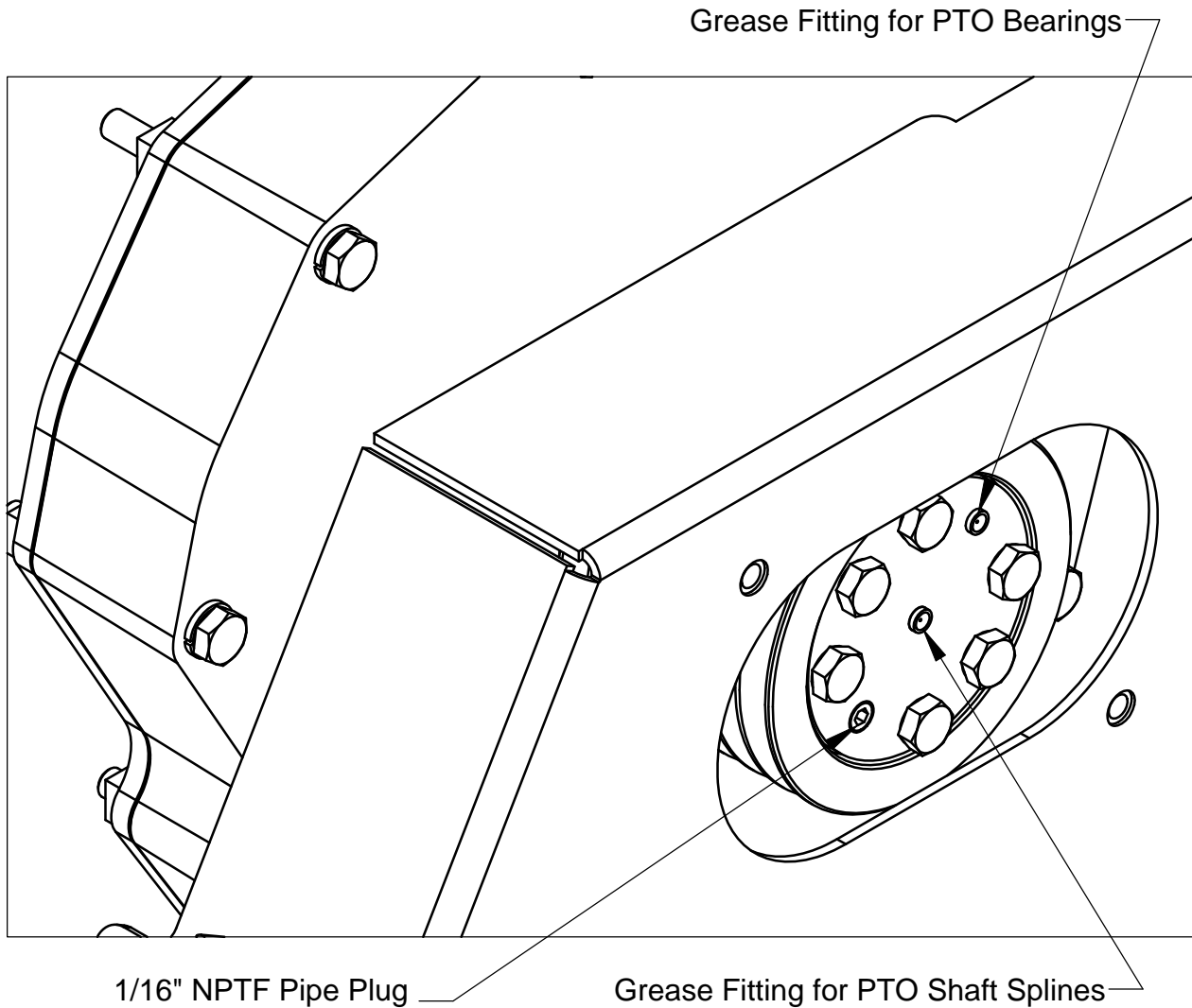
ITEM	PART NO.	QTY.	DESCRIPTION
1	6045473	1	Differential Jackshaft
2	2501620	1	Key, 3/16" Sq. x 1-1/8"
3	2504732	1	Key, 3/16" Sq. x 1-1/2"
4	2501601	2	Bearing, Worm Shaft
5	2501173	1	Wave Disc Spring, 1-3/8"
6	6045471	1	Outer Tension Block
7	6045472	1	Inner Tension Block
8	2901423	4	Dowel Pin, 10mm Dia x 24mm
9	2900058	3	Flat Washer, 1/2" SAE
10	2900084	2	Lock Washer, 1/2" Split
11	2900106	2	Cap Screw, Hex Hd., 1/2-13 x 2"
12	6045454	2	Tension Block Clamp
13	2900009	4	Flat Washer, 1/4" SAE
14	2900024	4	Lock Washer, 1/4" Split
15	2900052	4	1/4-20 x 1.25" Hex Head Cap Screw
16	2900632	1	T-Bolt, 1/2-13
17	6045455	1	Static Tension Plate
18	2900037	1	Hex Nut, 1/2-13
19	2900129	1	Hex Nut, Jam, 1/2"-13
20	2900016	2	Flat Washer, #10 USS
21	2900038	2	Lock Washer, #10 Split
22	2900054	2	Machine Screw, Hex Hd., #10-24 x 1"

Differential Jackshaft Tensioning Assembly #6045508
(CC4100-3XL Diesel)



ITEM	PART NO.	QTY.	DESCRIPTION
1	6045512	1	Differential Jackshaft Assembly
2	6045199	1	Pulley, 2.75" Single Groove w/Setscrews
3	2503202	1	Pulley, 2.75" Single Groove w/Setscrews
4	2503613	1	V-Belt, AX38
5	6045074	1	Differential Belt Tensioner Mount
6	2502666	1	Idler Tensioner
7	2502669	1	Idler Pulley, 3" V-Type
8	2900587	1	Shoulder Screw, 1/2" x 1" (3/8-16)
9	2900006	1	Lock Washer, 3/8" Split
10	2900033	1	Hex Nut, 3/8-16
11	2900321	1	Lock Washer, M10 Split
12	2900223	1	Cap Screw, Hex Hd., M10-1.5 x 30mm
13	2900022	2	Flat Washer, 5/16" SAE
14	2900031	2	Lock Washer, 5/16" Split
15	2900217	2	Cap Screw, Hex Hd., 5/16-18 x 1-1/4"

PTO Lubrication



Lubricate PTO bearings and shaft splines with a high quality grease such as Mobil HTS in accordance with the chart below.

1	PTO Bearings	4 Pumps every 25 hours
2	PTO Shaft Splines	2 Pumps every 25 hours

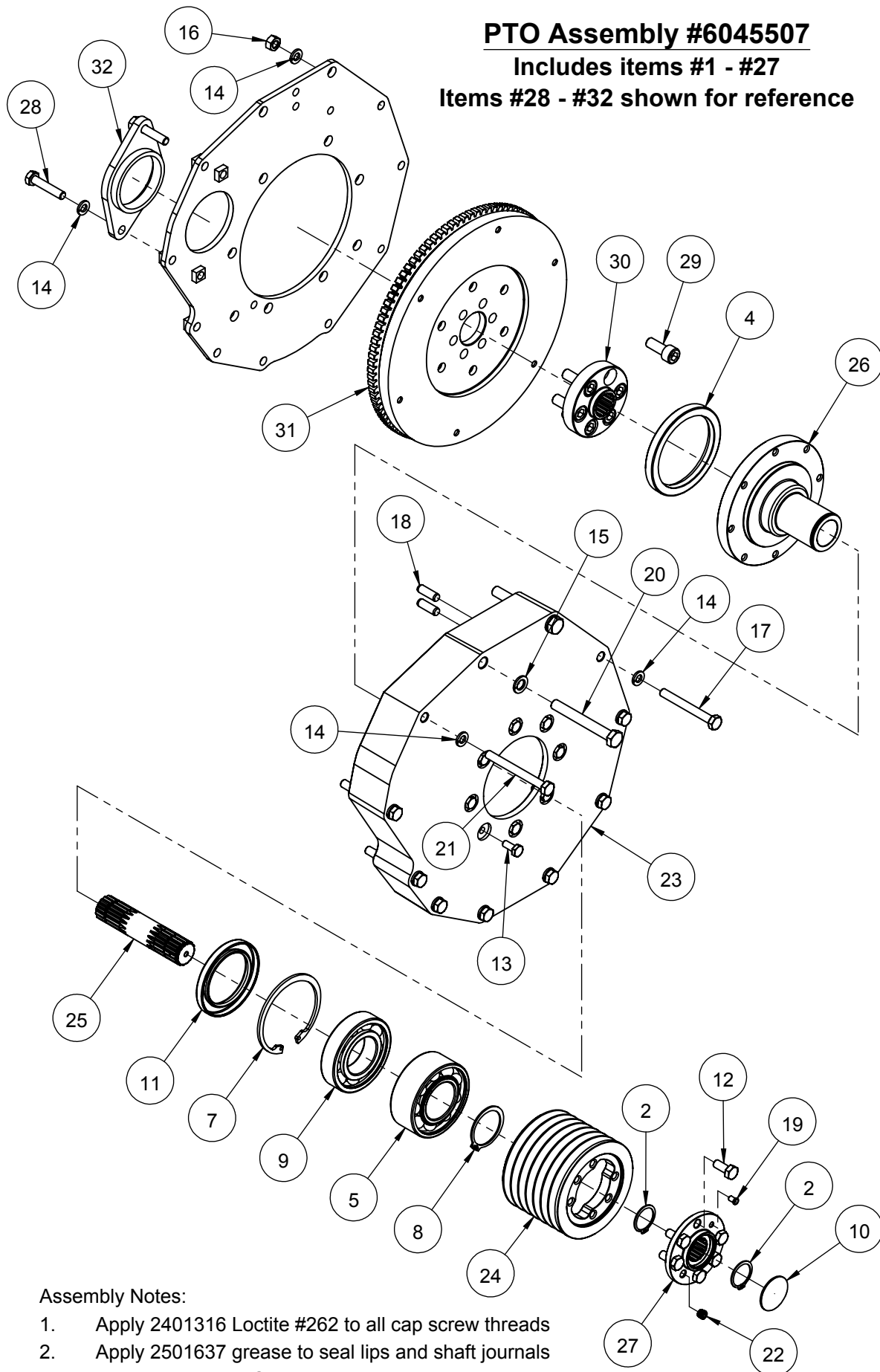
NOTE:

Ensure the pipe plug is removed prior to greasing the bearings to prevent failure of the bearing seals. Reinsert the plug when grease flows out the hole.

PTO Assembly #6045507

Includes items #1 - #27

Items #28 - #32 shown for reference



Assembly Notes:

1. Apply 2401316 Loctite #262 to all cap screw threads
2. Apply 2501637 grease to seal lips and shaft journals
3. Fill assembled PTO with 3oz 2501637 grease
4. Lubricate splines with 2503829 Anti-Seize

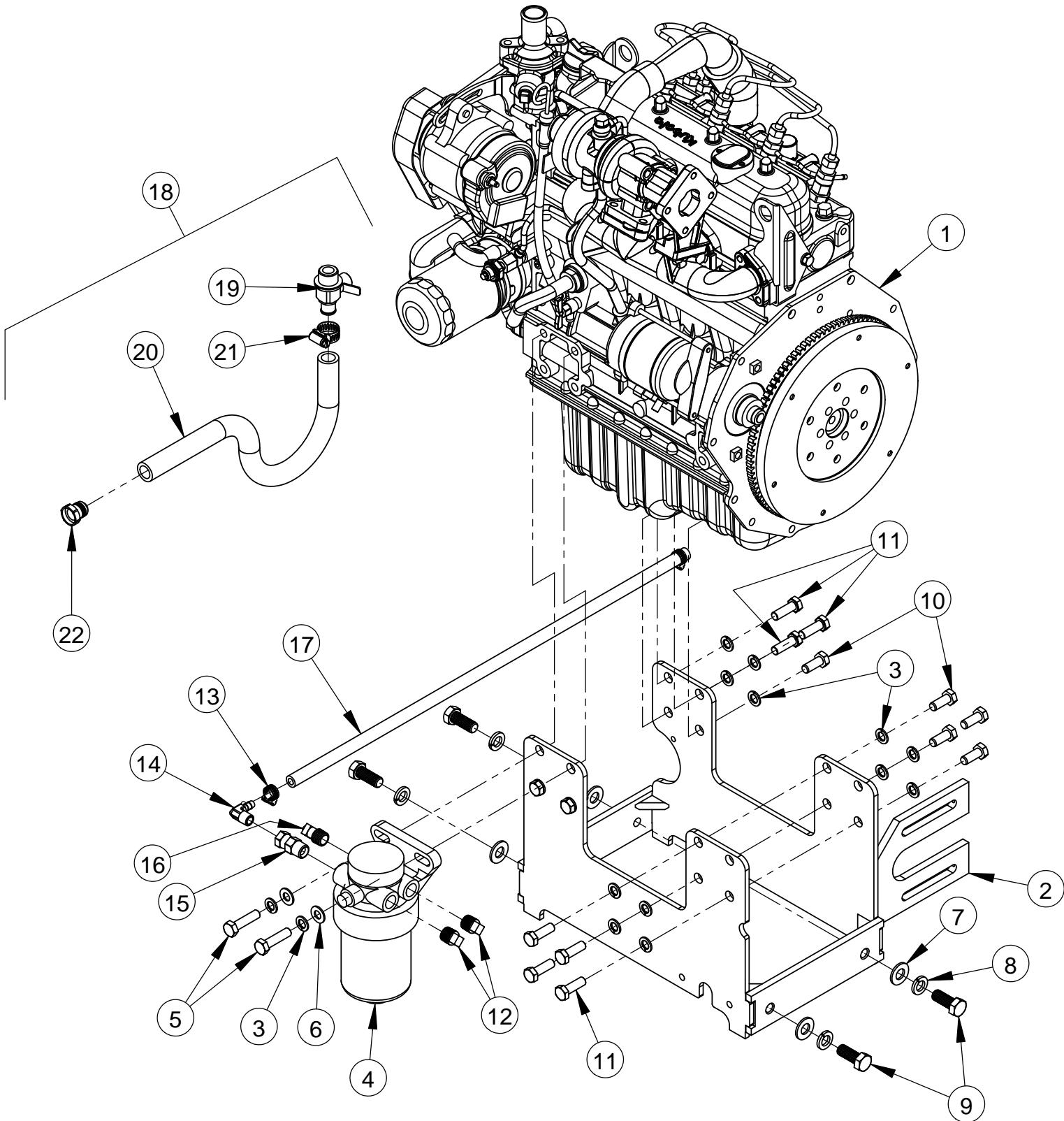
PTO Assembly #6045507
Includes items #1 - #27
Items #28 - #32 shown for reference

ITEM	PART NO.	DESCRIPTION	QTY
1	2401316	Loctite #262 Red	AR
2	2500711	Retaining Ring, 1"	2
3	2501637	Grease, Black Lithium	3oz
4	2502372	Grease Seal, 3 x 3-3/4 x 3/8"	1
5	2502409	Ball Brg, Dbl Row, 40 x 80 x 1.1875	1
6	2503829	Loctite Anti-Seize	AR
7	2503900	Retaining Ring, 3-5/32" Internal	1
8	2503901	Retaining Ring, 1-9/16" External	1
9	2503961	Ball Bearing, 40 x 80 x 18mm Open	1
10	2503976	Plug, Expansion 1-7/16"	1
11	2503977	Seal, 55 x 80 x 8mm	1
12	2900019	Cap Screw, Hex Hd., 5/16-18 x 3/4"	6
13	2900023	Cap Screw, Hex Hd., 1/4-20 x 5/8"	8
14	2900031	Lock Washer, 5/16" Split	14
15	2900321	Lock Washer, M10 Split	2
16	2900343	Hex Nut, M8	3
17	2900777	Cap Screw, Hex Hd., M8 x 70mm	8
18	2900791	Dowel Pin, 8mm Dia x 24mm	2
19	2900793	Grease Fitting, 3/16" Flush Press-in	1
20	2901022	Cap Screw, Hex Hd., M10 x 1.25 x 80mm	2
21	2901141	Cap Screw, Hex Hd., M8 x 80mm	1
22	3201727	1/16" NPTF Pipe Plug	1
23	6045025	Machined PTO Cover	1
24	6045503	Sheave, 3V 4.12" 7 Groove PTO	1
25	6045504	Splined Drive Shaft	1
26	6045505	Shaft Support Sleeve	1
27	6045506	Splined End Plate	1
28	2900792	Cap Screw, Hex Hd., M8 x 40mm	2
29	2900807	Cap Screw, Soc. Hd., M10-1.25 x 25mm	6
30	6045005	Coupling Hub	1
31	6045011	CC4140D Flywheel	1
32	6045050	Starter Spacer	1

Service Notes:

1. Relubricate PTO with 1 oz grease every 25hrs

Engine Assembly #6045386

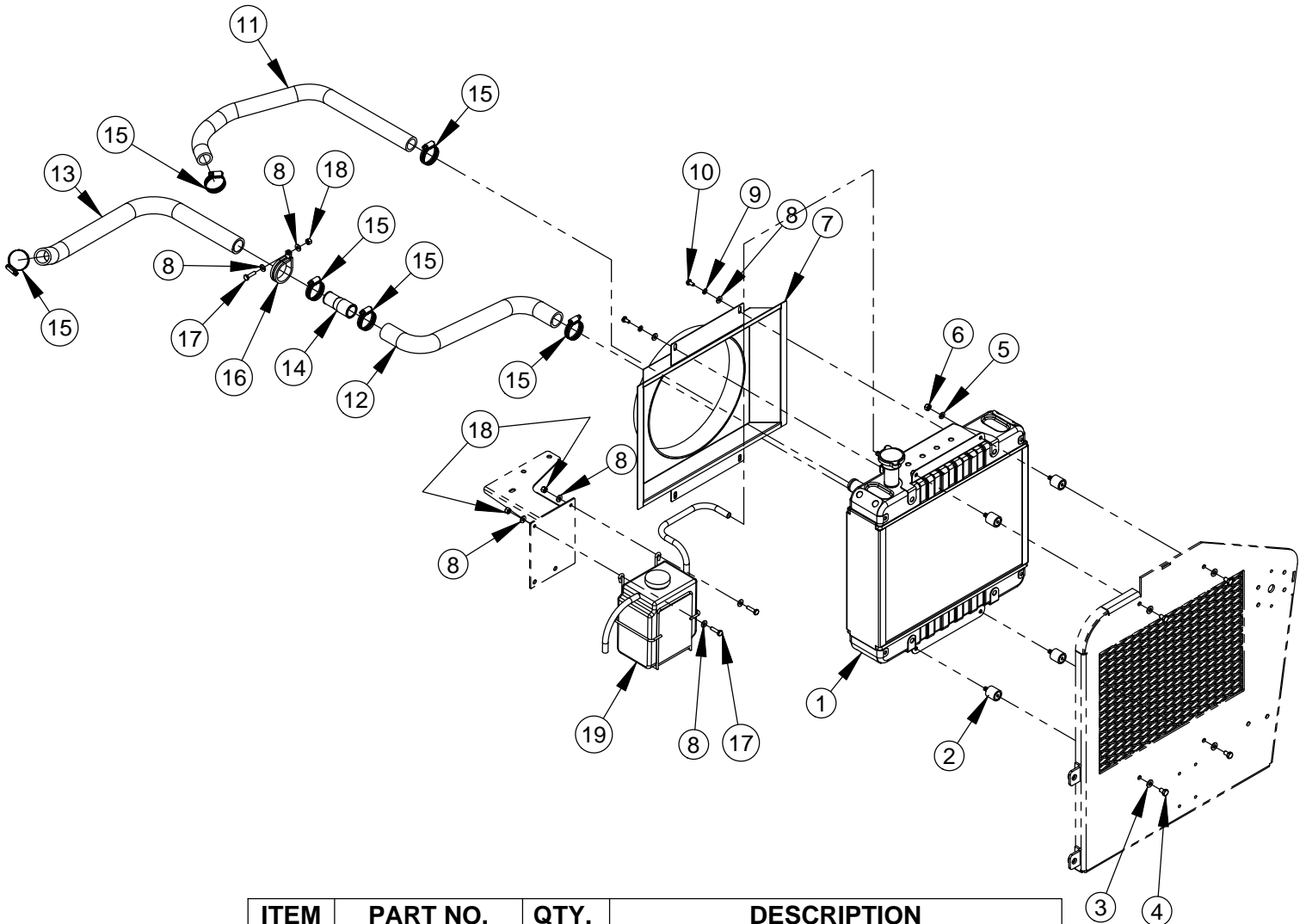


Engine Assembly #6045386

ITEM	PART No.	QTY.	DESCRIPTION
1	2600461	1	Kubota V1505TE-1 Engine
2	6045028	1	Engine Mount Weldment
3	2900321	16	Lock Washer, M10 Split
4	2705002	1	Water Separator/Fuel Filter
5	2900799	2	Cap Screw, Hex Hd., M10-1.25 x 40mm
6	2900014	2	Flat Washer, 3/8" SAE
7	2900058	4	Flat Washer, 1/2" SAE
8	2901534	4	Lock Washer, 1/2" Split, GR8
9	2901533	4	Cap Screw, Hex Hd., 1/2-13 x 1-1/4"
10	2900749	7	Cap Screw, Hex Hd., M10-1.25 x 25mm
11	2900870	7	Cap Screw, Hex Hd., M10-1.25 x 30mm
12	3200153	2	Pipe Plug, 3/8" NPT
13	3200062	2	Hose Clamp #4
14	3200599	1	1/4"MTP to 5/16"90deg Hose Barb
15	3200058	1	Adapter, 3/8" MPT to 1/4" FPT
16	3201385	1	Fitting, 3/8" MPT to 5/16" Hose Barb
17	6013096	1	Fuel Line Hose 5/16 ID x 25"
18	6045309	1	Oil Drain Valve Assembly

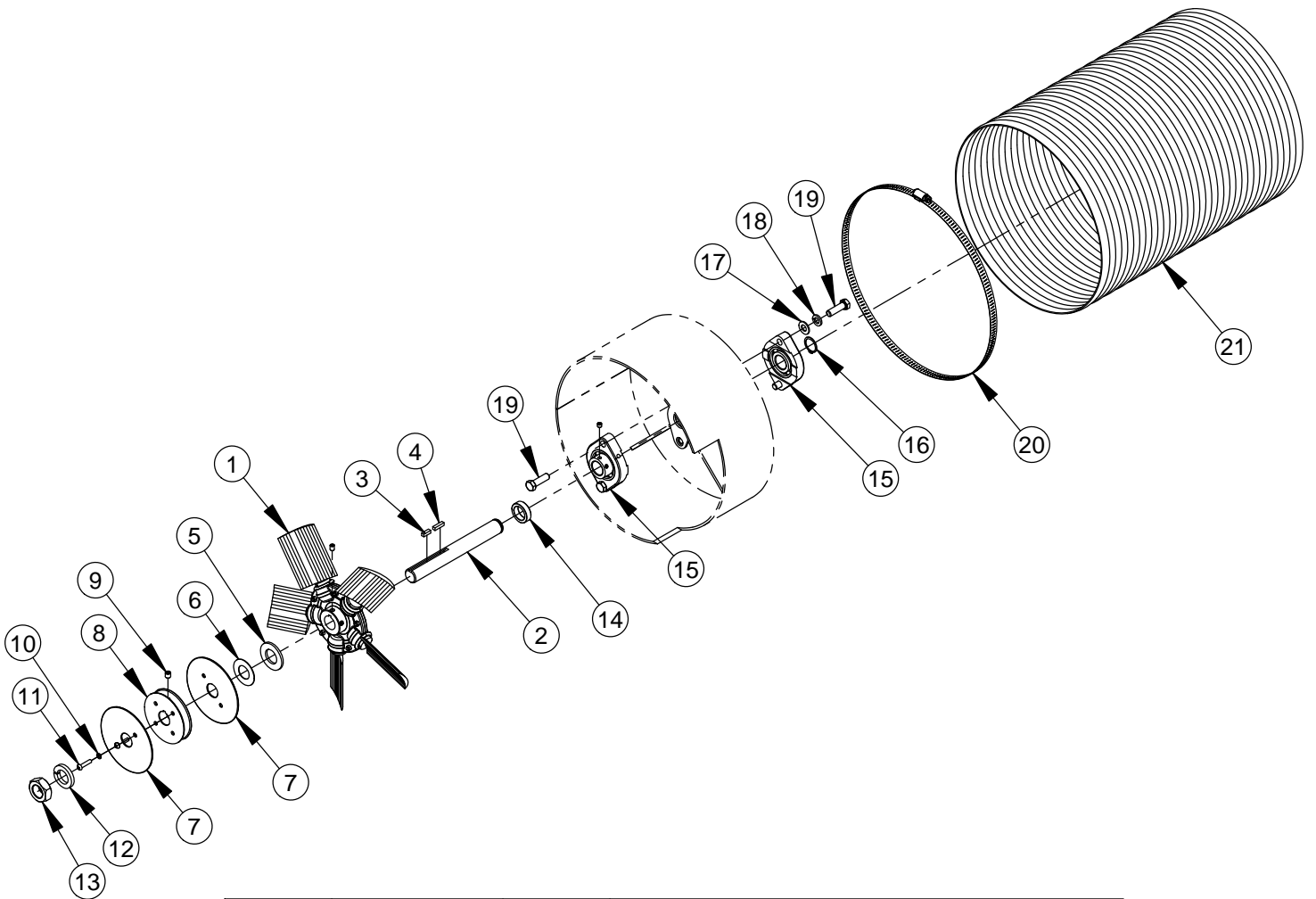
Oil Drain Valve Assembly #6045309			
ITEM	PART NO.	QTY.	DESCRIPTION
19	3200813	1	Oil Drain Valve, M22x1.5
20	6045196	1	Oil Drain Hose, 5/8" I.D. x 18"
21	3200016	1	Hose Clamp #8
22	3201728	1	Hose Plug

Radiator Assembly #6045037



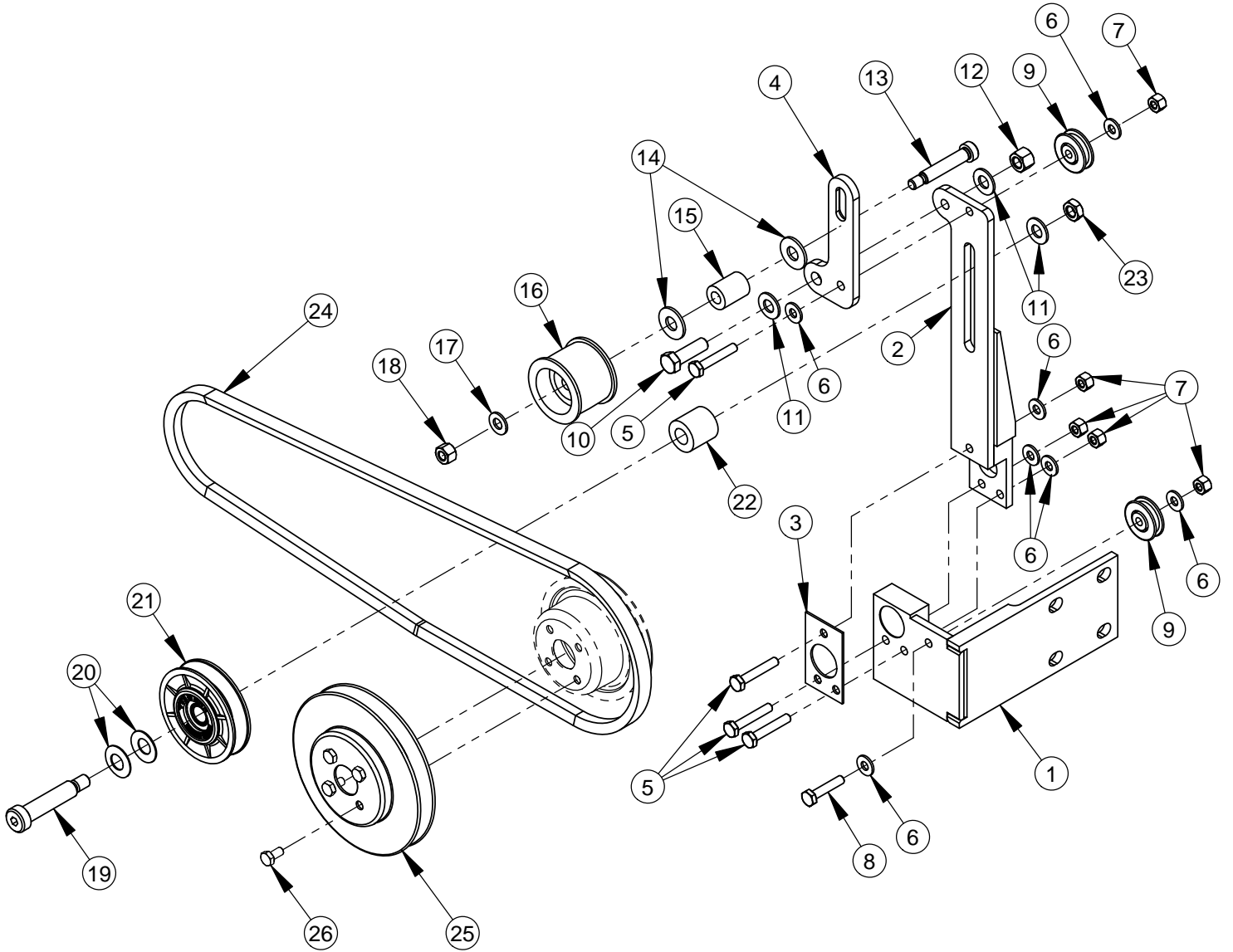
ITEM	PART NO.	QTY.	DESCRIPTION
1	2505038	1	Radiator Assembly
2	2503917	4	Vibration Isolator
3	2900022	4	Flat Washer, 5/16" SAE
4	2900958	4	Cap Screw, Hex Hd., 5/16-18 x 1/2"
5	2900031	4	Lock Washer, 5/16" Split
6	2900141	4	Hex Nut, 5/16-18
7	6045077	1	Fan Shroud Assembly
8	2900009	10	Flat Washer, 1/4" SAE
9	2900024	4	Lock Washer, 1/4" Split
10	2900082	4	Cap Screw, Hex Hd., 1/4-20 x 1/2"
11	6045102	1	Upper Radiator Hose
12	3202129	1	Lower Radiator Hose
13	3202131	1	Lower Radiator Hose
14	6045098	1	Hose Connection Sleeve
15	3400615	6	Hose Clamp, #20
16	2503916	1	Steel Loop Strap, 1-3/4"
17	2900008	3	Cap Screw, Hex Hd., 1/4-20 x 1"
18	2900010	3	Lock Nut, 1/4-20 Nylon
19	2502624	1	Overflow Tank Assembly

Cooling Fan Assembly, #6045543



ITEM	PART NO.	QTY.	DESCRIPTION
1	6045337	1	Fan Assembly
2	6045332	1	Fan Shaft
3	2900919	1	Key, 3/16" Sq. x 9/16"
4	6048018	1	Key, 3/16" Sq. x 3/4"
5	2900425	AR	Flat Washer, 7/8" SAE
6	2501941	AR	Thrust Bearing Washer
7	6045336	2	4.25" Pulley Guard
8	6045334	1	Pulley, 4L x 3-1/4"
9	2900142	1	Set Screw, Soc. Hd., 5/16-18 x 3/8"
10	2900038	2	Lock Washer, #10 Split
11	2900165	2	Machine Screw, Rd. Hd., #10-24 x 7/8"
12	2901110	1	Lock Washer, 7/8" Split
13	2900626	1	Jam Nut, 7/8-14
14	6045335	1	Fan Shaft Spacer
15	2503841	2	Bearing, 7/8" 2-Bolt Flange
16	2502139	1	Retaining Ring, 7/8" External
17	2900014	2	Flat Washer, 3/8" SAE
18	2900006	2	Lock Washer, 3/8" Split
19	2900013	4	Cap Screw, Hex Hd., 3/8-16 x 1-1/4"
20	3202320	1	Hose Clamp, 2-1/16" - 17"
21	6045095	1	Vent Duct, 12" OD x 18"

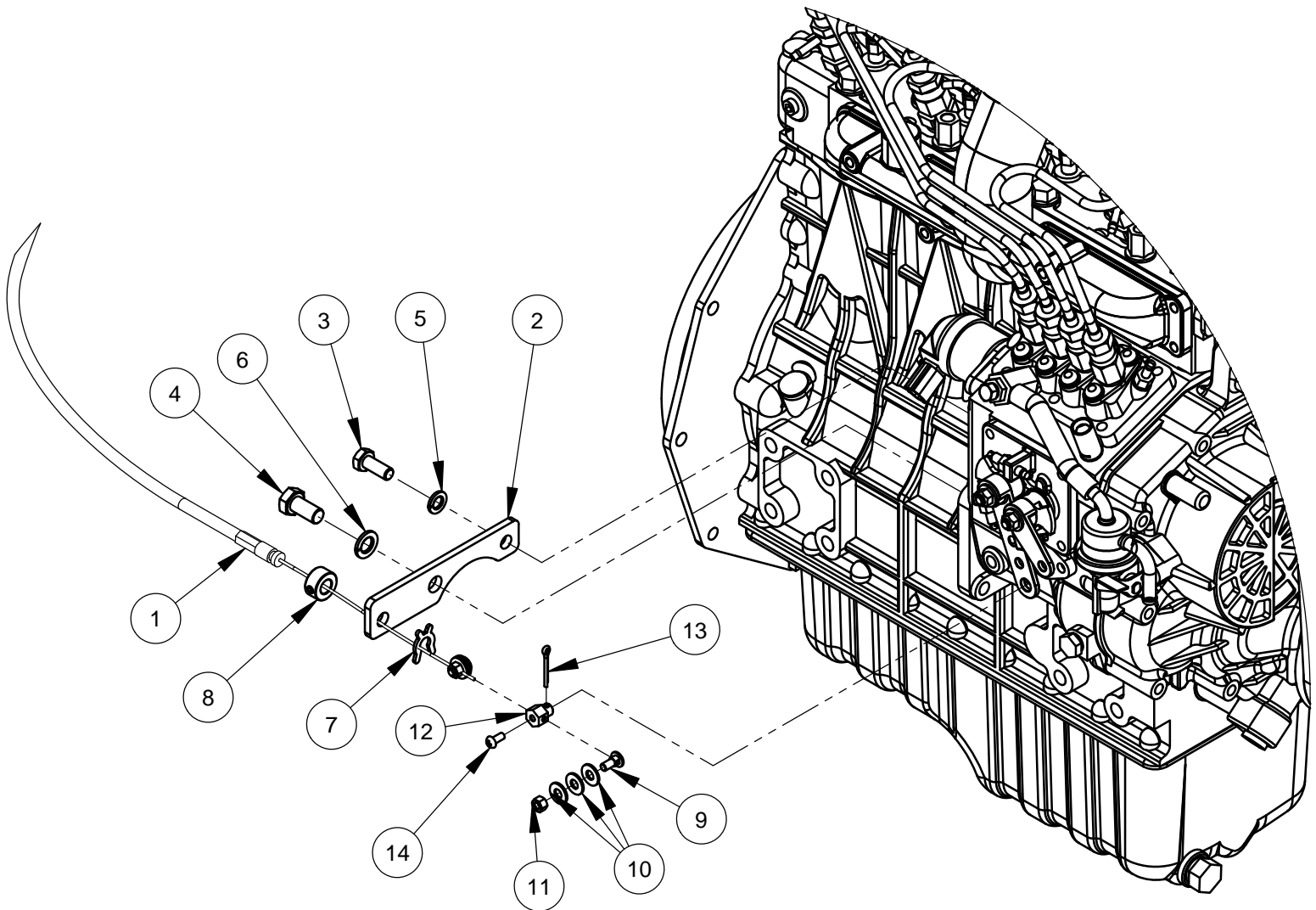
Fan Belt Tensioning Assembly, #6045542
CC4144DXL-3
(Includes Items #1 - #25)



Fan Belt Tensioning Assembly, #6045542
CC4144DXL-3
(Includes Items #1 - #25)

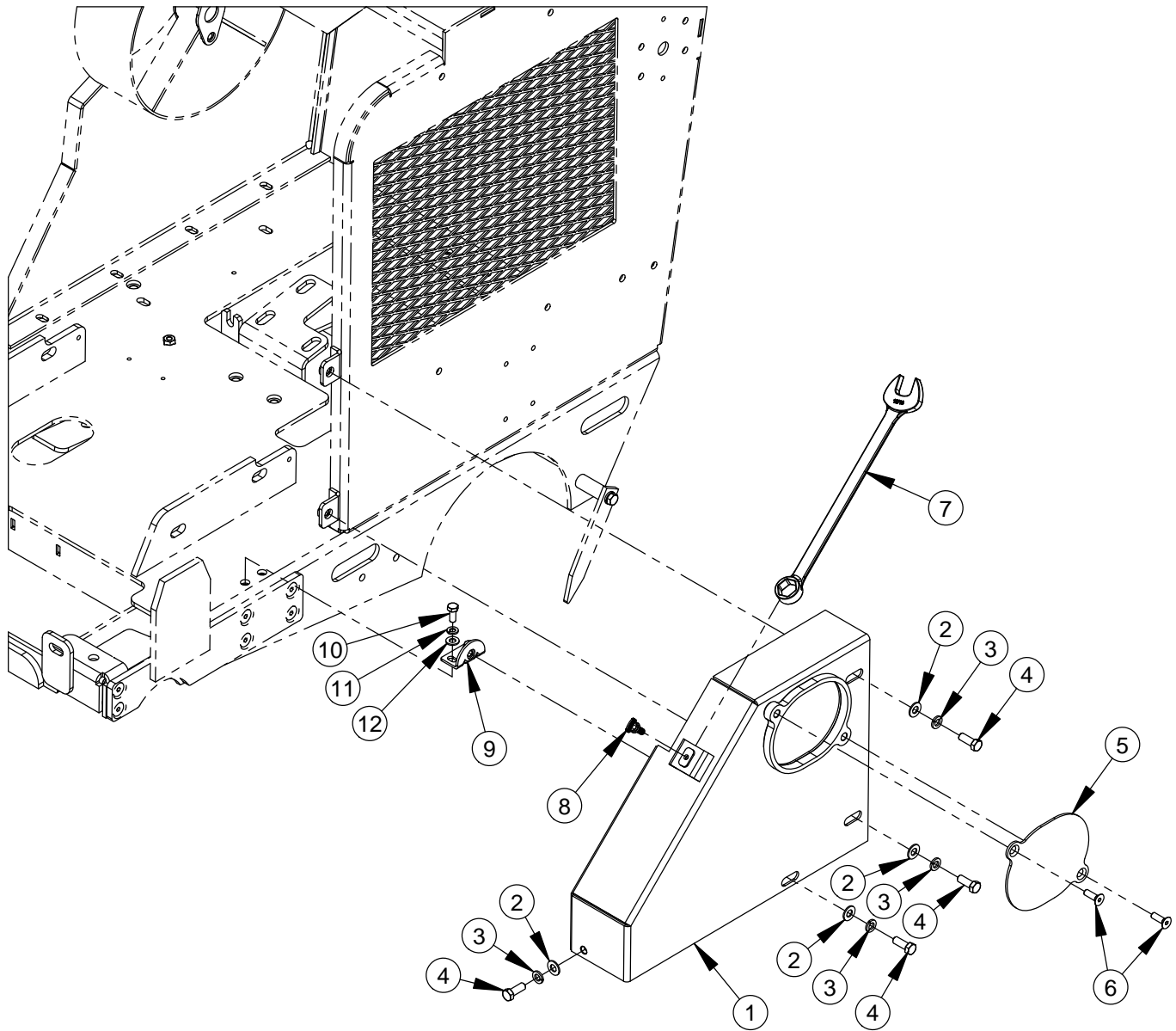
ITEM	PART NO.	QTY.	DESCRIPTION
1	6045483	1	Fan Idler Mounting Weldment
2	6045450	1	Top Idler Mounting Weldment
3	6045460	1	Tie Plate, Idler Mount
4	6045535	1	Idler Mounting Bracket (Upper)
5	2900048	4	Cap Screw, Hex Hd., 1/4-20 x 1-1/2"
6	2900009	7	Flat Washer, 1/4" SAE
7	2900010	5	Lock Nut, 1/4-20 Nylon
8	2900052	1	Cap Screw, Hex Hd., 1/4-20 x 1-1/4"
9	2500155	2	Cable Pulley, 1-1/4"
10	2900013	1	Cap Screw, Hex Hd., 3/8-16 x 1-1/4"
11	2900014	3	Flat Washer, 3/8" SAE
12	2900018	1	Locknut, 3/8-16, Nylon
13	2901975	1	Shoulder Screw, 3/8" x 1-3/4" (5/16"-18)
14	2900473	2	Flat Washer, 3/8" USS
15	2504640	1	Spacer, 3/4" x 3/8" x 1"
16	2504638	1	Idler Pulley, 2" Flat with 3/8" Bore
17	2900022	1	Flat Washer, 5/16" SAE
18	2900039	1	Lock Nut, 5/16-18 Nylon
19	2901885	1	Shoulder Screw, 1/2" x 2" (3/8"-16)
20	2900665	2	Belleville Washer, 1/2"
21	2503920	1	Idler Pulley, 3" V-Type
22	6030126	1	Spacer, 1"
23	2900782	1	Jam Nut, 3/8-16
24	2500033	1	V-Belt, 4L-430
25	6045516	1	Fan Drive Pulley
26	2900544	4	Cap Screw, Hex Hd., M6-1.0 x 12mm

Throttle Cable Assembly #6045044



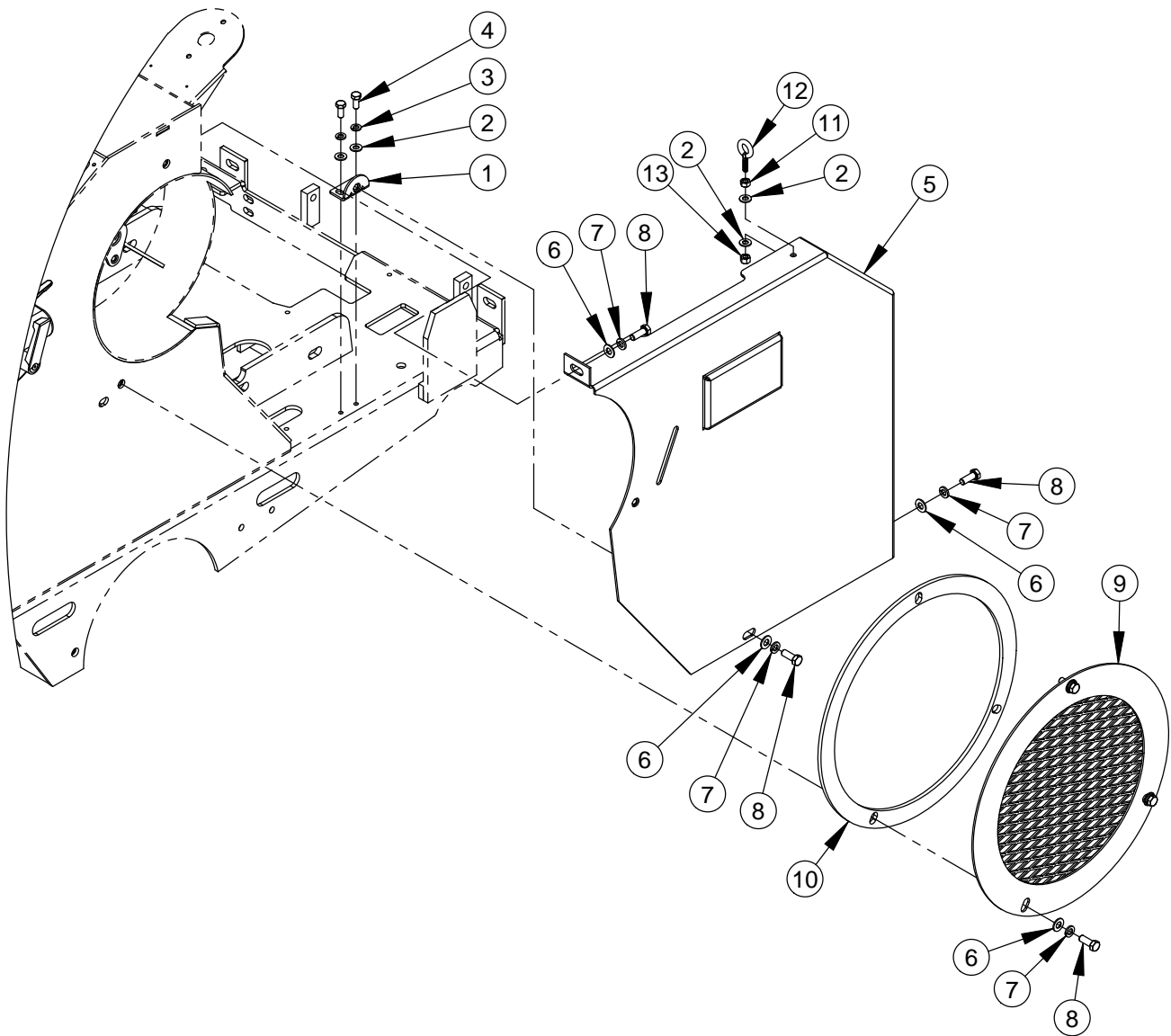
ITEM	PART NO.	QTY.	DESCRIPTION
1	2503183	1	Vernier Throttle Cable
2	6045115	1	Throttle Bracket
3	2900329	1	Cap Screw, Hex Hd., M8-1.25 x 20mm
4	2901021	1	Cap Screw, Hex Hd., M10-1.25 x 20mm
5	2900763	1	Lock Washer, M8 Split
6	2900321	1	Lock Washer, M10 Split
7	2901135	1	1/4" 'X' Washer
8	2501603	1	Set Collar, 3/8" with Set Screw
9	2503945	2	Cable Anchor
10	2900016	6	Flat Washer, #10 USS
11	2900301	2	Lock Nut, M5-0.8 Nylon Insert
12	2503918	1	Wire Stop Pivot Pin
13	2900034	1	Cotter Pin, 3/32" x 3/4"
14	2900114	1	Machine Screw, Rd. Hd., #8-32 x 3/8"

Left Belt Guard Assembly #6045377



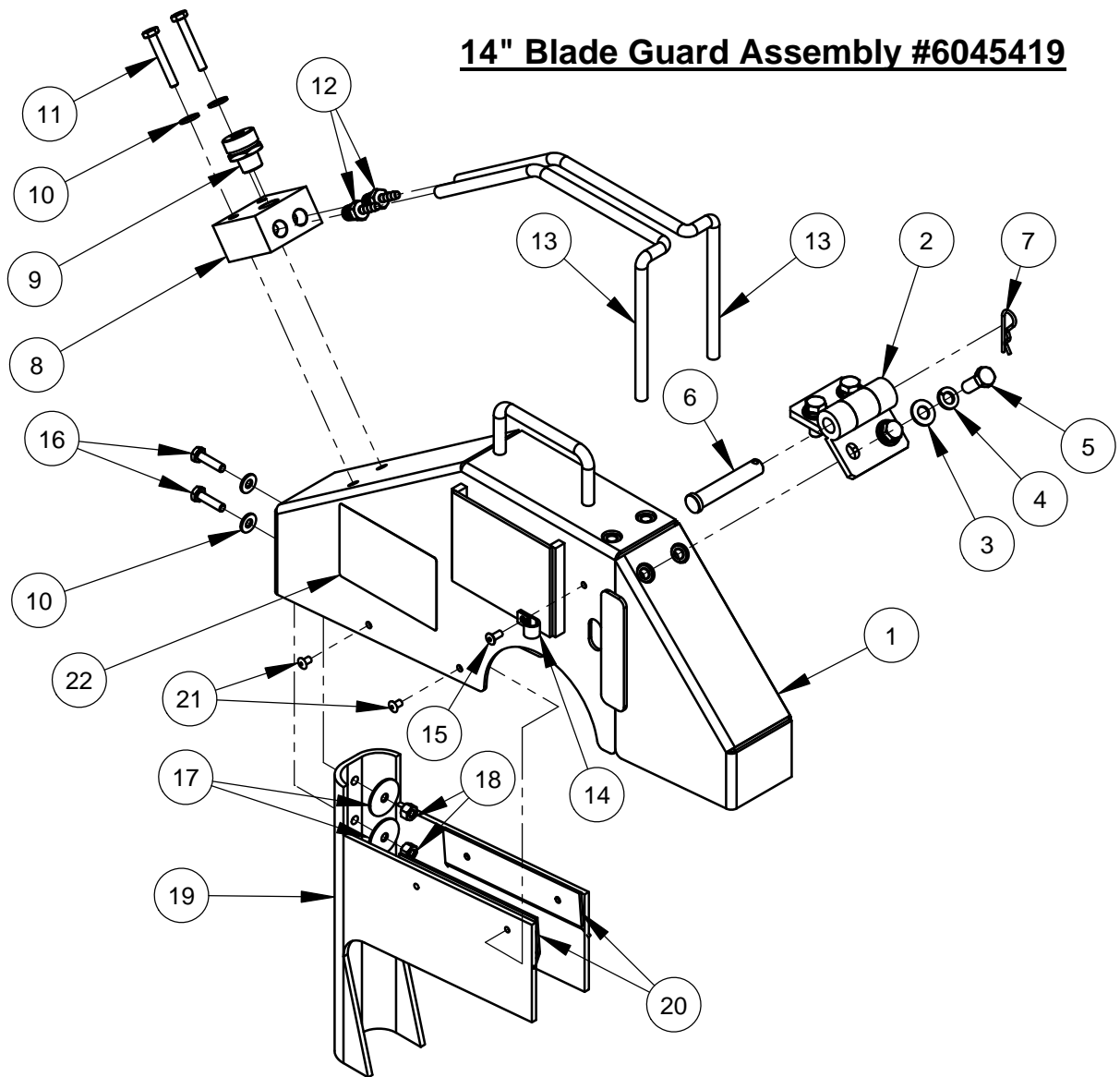
ITEM	PART NO.	QTY.	DESCRIPTION
1	6045370	1	Belt Guard
2	2900014	4	Flat Washer, 3/8" SAE
3	2900006	4	Lock Washer, 3/8" Split
4	2900005	4	Cap Screw, Hex Hd., 3/8-16 x 1"
5	6045448	1	PTO Cover Plate
6	2900174	2	Cap Screw, Flat Hd., 5/16-18 x 1"
7	2503704	1	Wrench, 15/16" Combination
8	2900270	1	Thumb Screw, 5/16-18 x 3/4"
9	6010558	1	Guard Mounting Tab, 3/8-16
10	2900019	2	Cap Screw, Hex Hd., 5/16-18 x 3/4"
11	2900031	2	Lock Washer, 5/16" Split
12	2900022	2	Flat Washer, 5/16" SAE

Right Belt Guard Assembly #6045378



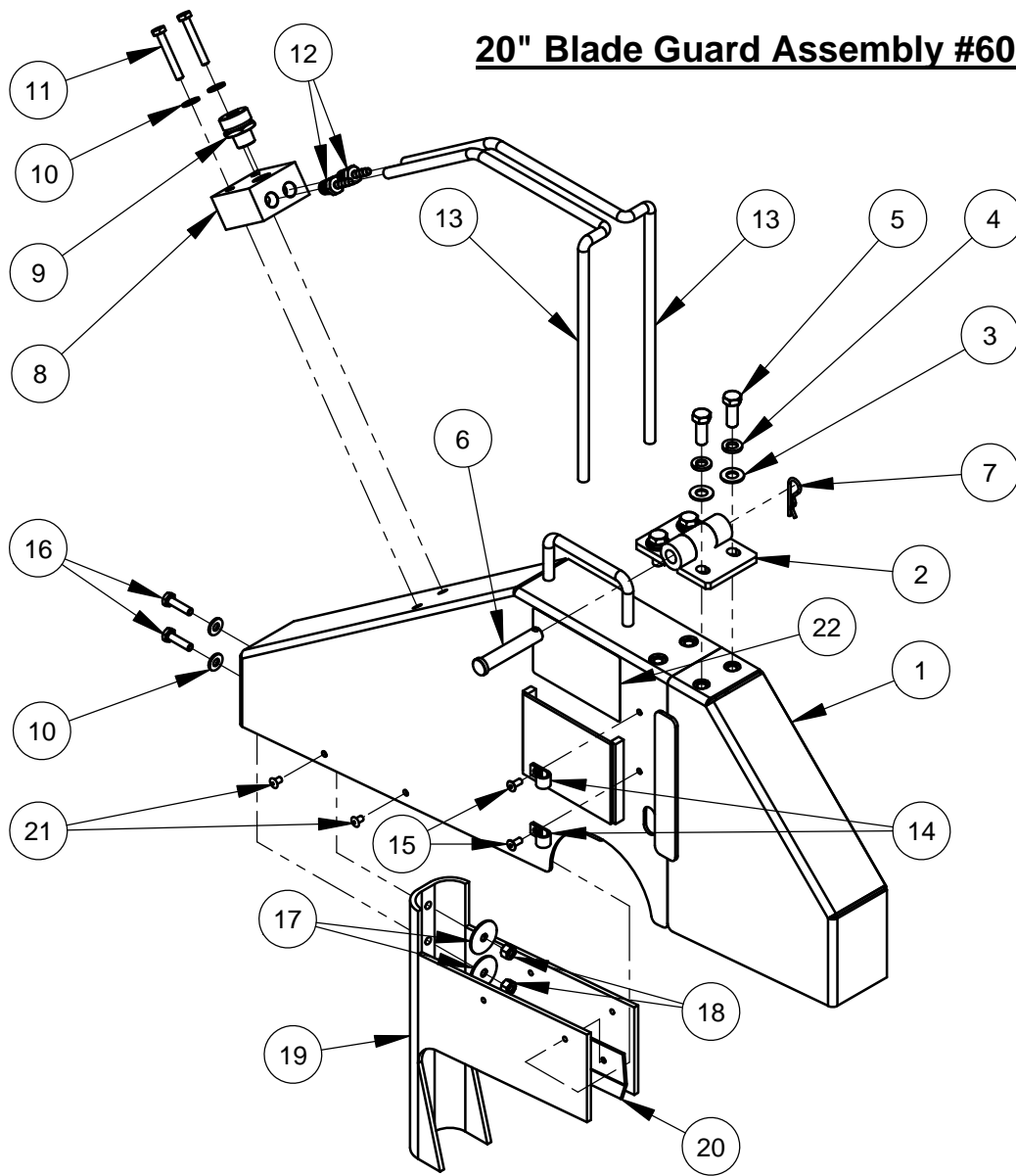
ITEM	PART NO.	QTY.	DESCRIPTION
1	6010558	1	Guard Mounting Tab, 3/8-16
2	2900022	4	Flat Washer, 5/16" SAE
3	2900031	2	Lock Washer, 5/16" Split
4	2900019	2	Cap Screw, Hex Hd., 5/16-18 x 3/4"
5	6045371	1	Belt Guard Assembly - Right Side
6	2900014	6	Flat Washer, 3/8" SAE
7	2900006	6	Lock Washer, 3/8" Split
8	2900005	6	Cap Screw, Hex Hd., 3/8-16 x 1"
9	6045143	1	Fan Cover Weldment
10	6045188	1	Fan Cover Gasket
11	2900141	1	Hex Nut, 5/16-18
12	2900720	1	Eyebolt, 5/16-18 x 1"
13	2900039	1	Lock Nut, 5/16-18 Nylon

14" Blade Guard Assembly #6045419



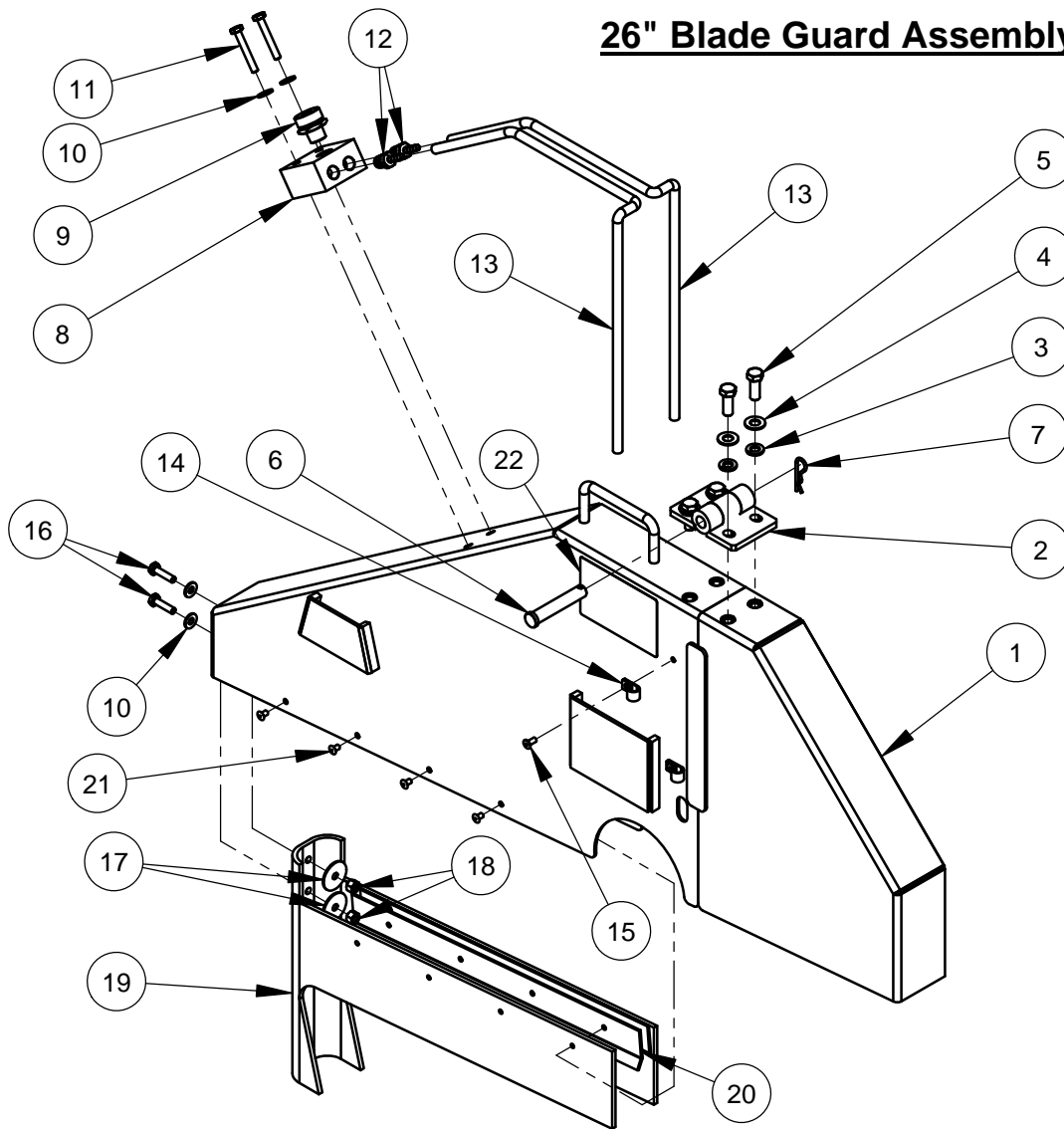
ITEM	PART NO.	QTY.	DESCRIPTION
1	6045424	1	14" Blade Guard Only
2	6041135	1	Hinge
3	2900014	4	Flat Washer, 3/8" SAE
4	2900006	4	Lock Washer, 3/8" Split
5	2900005	4	Cap Screw, Hex Hd., 3/8-16 x 1"
6	2900607	1	Clevis Pin, 1/2" x 2-3/4"
7	2900262	1	Hairpin Cotter
8	6045162	1	Water Manifold
9	3200002	1	Fitting, 3/8" M. Pipe to 3/4" M. Garden
10	2900009	4	Flat Washer, 1/4" SAE
11	2900392	2	Cap Screw, Hex Hd., 1/4-20 x 1-3/4"
12	3200019	2	Fitting, 1/4" M. Pipe to 1/4" Hose Barb
13	6045110	2	Hose, 1/4" x 3/8" x 15"
14	3200039	2	Clamp, 3/8"
15	2900201	2	Rivet, 3/16" Dia.
16	2900008	2	Cap Screw, Hex Hd., 1/4-20 x 1"
17	2900083	2	Fender Washer, 1/4" x 1-1/4"
18	2900010	2	Lock Nut, 1/4-20 Nylon
19	6045178	1	Splash Flap (CC4144D)
20	6045179	2	SPLASH FLAP RETAINING STRIP
21	2900071	4	Rivet, 3/16"
22	1802090	2	Label, Wedge Locking Washer

20" Blade Guard Assembly #6045420



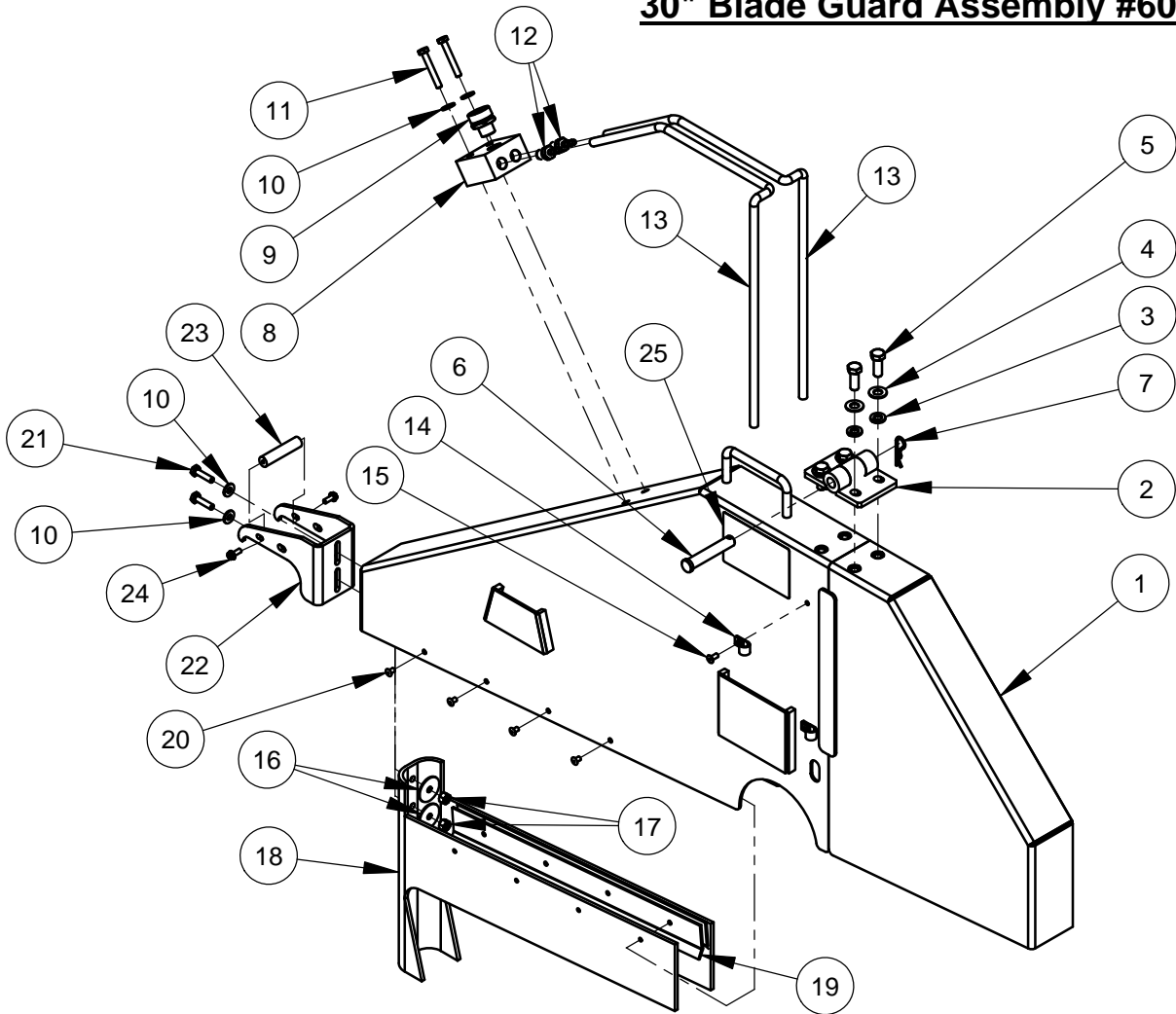
ITEM	PART NO.	QTY.	DESCRIPTION
1	6045425	1	20" Blade Guard Only
2	6041135	1	Hinge
3	2900014	4	Flat Washer, 3/8" SAE
4	2900006	4	Lock Washer, 3/8" Split
5	2900005	4	Cap Screw, Hex Hd., 3/8-16 x 1"
6	2900607	1	Clevis Pin, 1/2" x 2-3/4"
7	2900262	1	Hairpin Cotter
8	6045162	1	Water Manifold
9	3200002	1	Fitting, 3/8" M. Pipe to 3/4" M. Garden
10	2900009	4	Flat Washer, 1/4" SAE
11	2900392	2	Cap Screw, Hex Hd., 1/4-20 x 1-3/4"
12	3200019	2	Fitting, 1/4" M. Pipe to 1/4" Hose Barb
13	6045109	2	Hose, 1/4" x 3/8" x 19"
14	3200039	4	Clamp, 3/8"
15	2900201	4	Rivet, 3/16" Dia.
16	2900008	2	Cap Screw, Hex Hd., 1/4-20 x 1"
17	2900083	2	Fender Washer, 1/4" x 1-1/4"
18	2900010	2	Lock Nut, 1/4-20 Nylon
19	6045178	1	Splash Flap (CC4144D)
20	6045179	2	SPLASH FLAP RETAINING STRIP
21	2900071	4	Rivet, 3/16"
22	1802090	2	Label, Wedge Locking Washer

26" Blade Guard Assembly #6045421



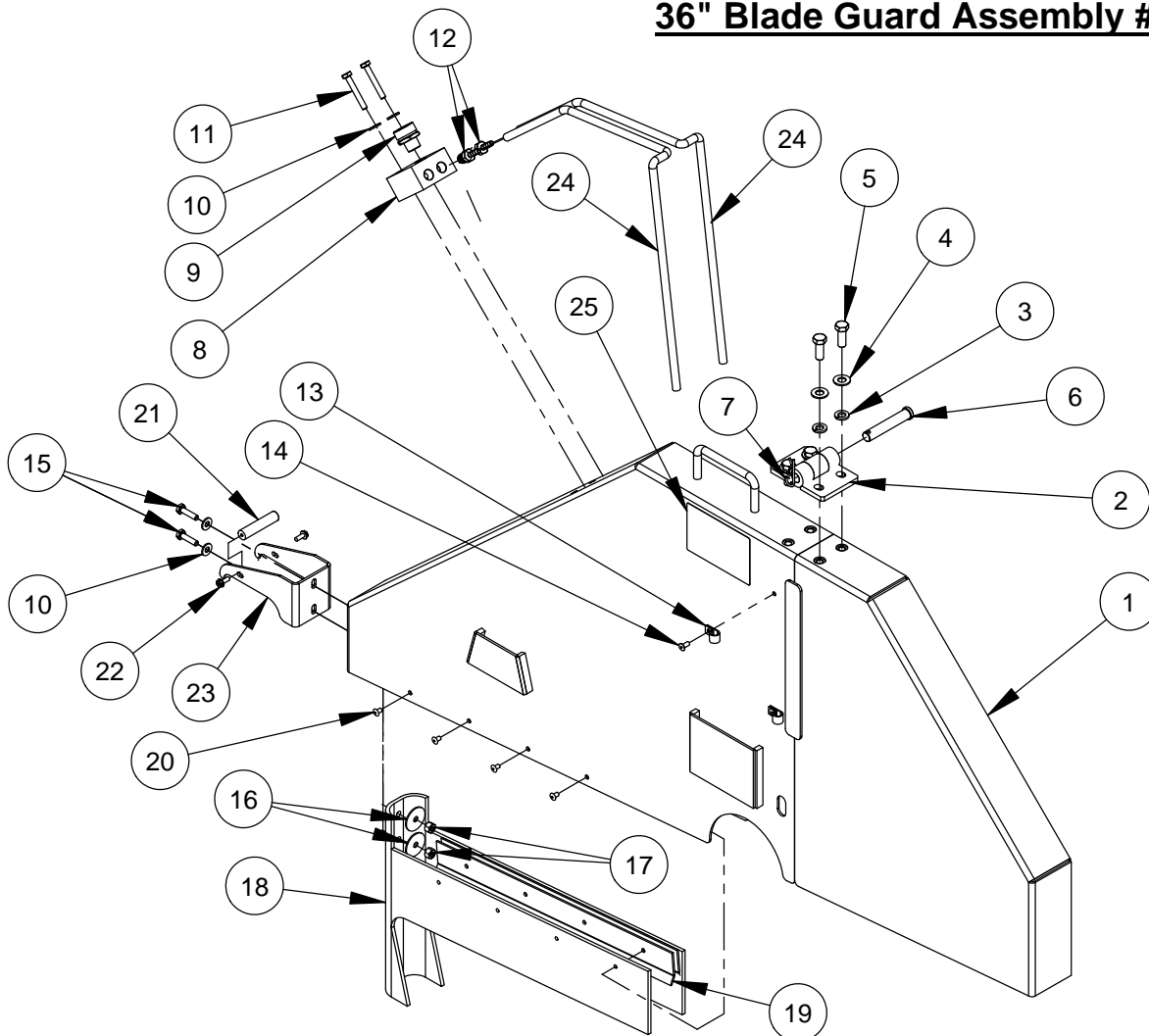
ITEM	PART NO.	QTY.	DESCRIPTION
1	6045426	1	26" Blade Guard Only
2	6041135	1	Hinge
3	2900006	4	Lock Washer, 3/8" Split
4	2900014	4	Flat Washer, 3/8" SAE
5	2900005	4	Cap Screw, Hex Hd., 3/8-16 x 1"
6	2900607	1	Clevis Pin, 1/2" x 2-3/4"
7	2900262	1	Hairpin Cotter
8	6045162	1	Water Manifold
9	3200002	1	Fitting, 3/8" M. Pipe to 3/4" M. Garden
10	2900009	4	Flat Washer, 1/4" SAE
11	2900392	2	Cap Screw, Hex Hd., 1/4-20 x 1-3/4"
12	3200019	2	Fitting, 1/4" M. Pipe to 1/4" Hose Barb
13	6045106	2	Hose, 1/4" x 3/8" x 25"
14	3200039	4	Clamp, 3/8"
15	2900201	4	Rivet, 3/16" Dia.
16	2900008	2	Cap Screw, Hex Hd., 1/4-20 x 1"
17	2900083	2	Fender Washer, 1/4" x 1-1/4"
18	2900010	2	Lock Nut, 1/4-20 Nylon
19	6045174	1	Splash Flap (CC4144D)
20	6045172	2	Splash Flap Retaining Strip (Long)
21	2900071	8	Rivet, 3/16"
22	1802090	2	Label, Wedge Locking Washer

30" Blade Guard Assembly #6045422



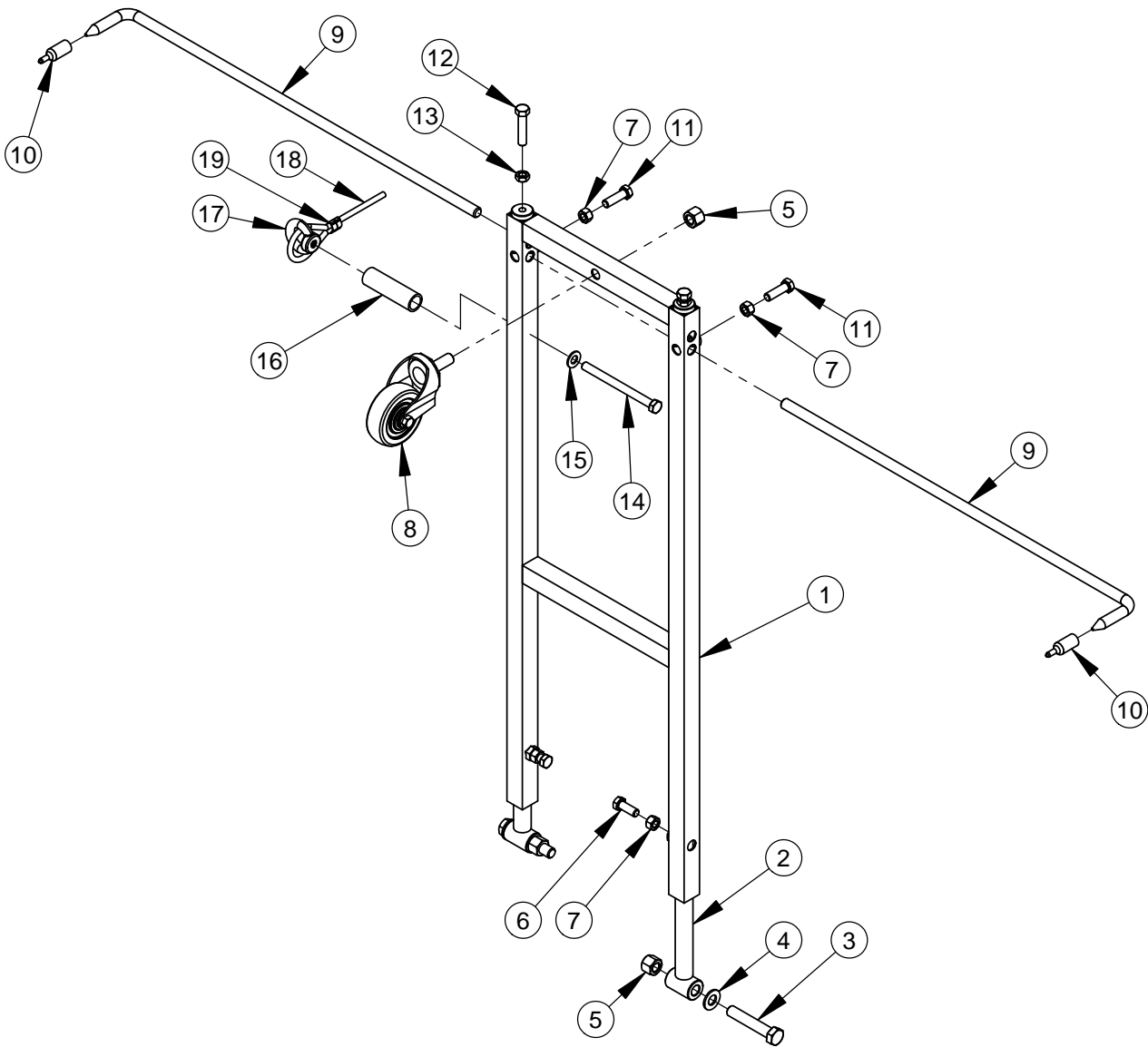
ITEM	PART NO.	QTY.	DESCRIPTION
1	6045427	1	30" Blade Guard Only
2	6041135	1	Hinge
3	2900006	4	Lock Washer, 3/8" Split
4	2900014	4	Flat Washer, 3/8" SAE
5	2900005	4	Cap Screw, Hex Hd., 3/8-16 x 1"
6	2900607	1	Clevis Pin, 1/2" x 2-3/4"
7	2900262	1	Hairpin Cotter
8	6045162	1	Water Manifold
9	3200002	1	Fitting, 3/8" M. Pipe to 3/4" M. Garden
10	2900009	4	Flat Washer, 1/4" SAE
11	2900392	2	Cap Screw, Hex Hd., 1/4-20 x 1-3/4"
12	3200019	2	Fitting, 1/4" M. Pipe to 1/4" Hose Barb
13	6045107	2	Hose, 1/4" x 3/8" x 25"
14	3200039	4	Clamp, 3/8"
15	2900201	4	Rivet, 3/16" Dia.
16	2900083	2	Fender Washer, 1/4" x 1-1/4"
17	2900010	2	Lock Nut, 1/4-20 Nylon
18	6045174	1	Splash Flap (CC4144D)
19	6045172	2	Splash Flap Retaining Strip (Long)
20	2900071	8	Rivet, 3/16"
21	2900008	2	Cap Screw, Hex Hd., 1/4-20 x 1"
22	6045411	1	Blade Guard Support
23	6045266	1	Blade Guard Support Spacer
24	2901412	2	Machine Screw, IHWH #10-24 x 1/2"
25	1802090	2	Label, Wedge Locking Washer

36" Blade Guard Assembly #6045423



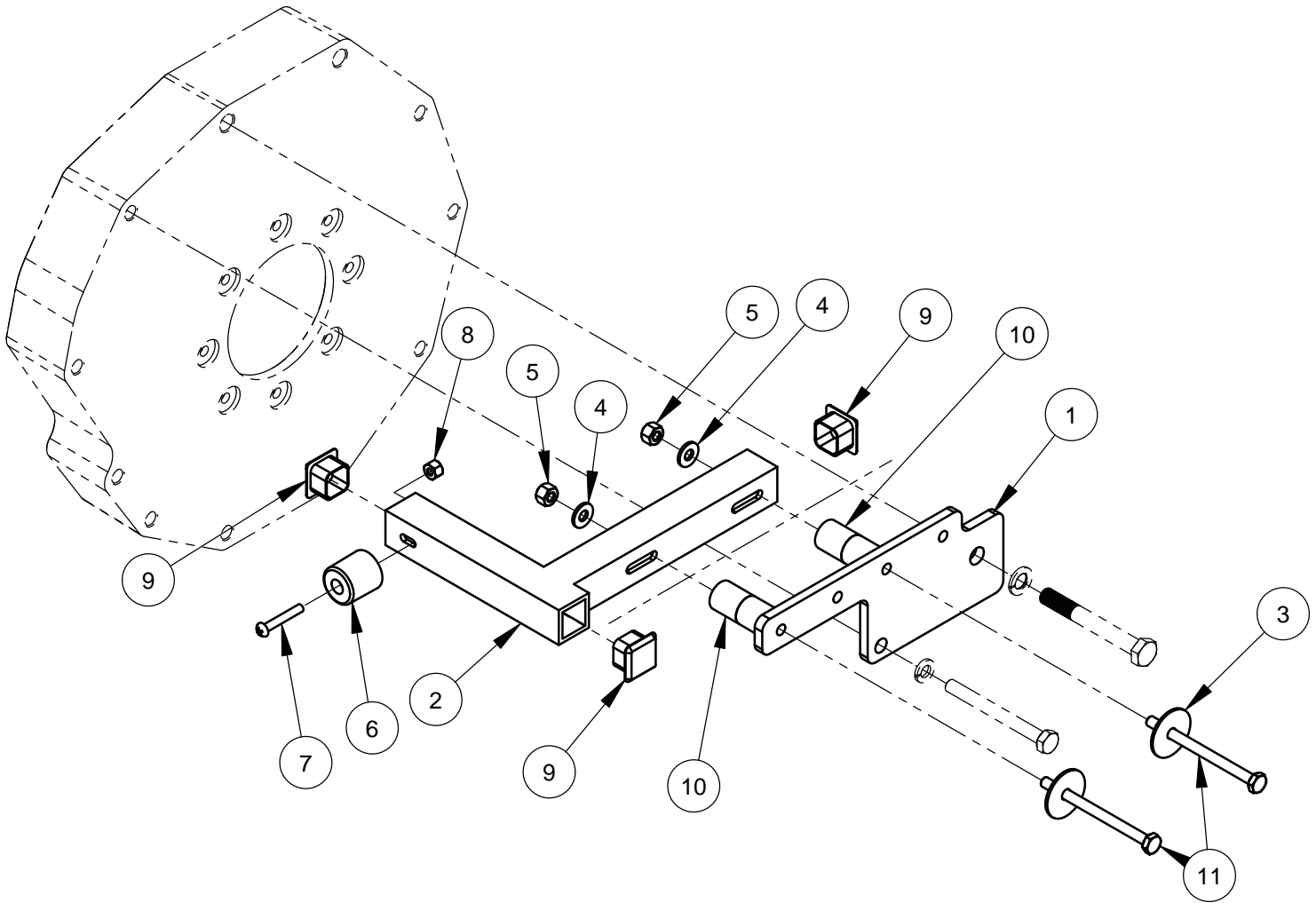
ITEM	PART NO.	QTY.	DESCRIPTION
1	6045428	1	36" Blade Guard Only
2	6041135	1	Hinge
3	2900006	4	Lock Washer, 3/8" Split
4	2900014	4	Flat Washer, 3/8" SAE
5	2900005	4	Cap Screw, Hex Hd., 3/8-16 x 1"
6	2900607	1	Clevis Pin, 1/2" x 2-3/4"
7	2900262	1	Hairpin Cotter
8	6045162	1	Water Manifold
9	3200002	1	Fitting, 3/8" M. Pipe to 3/4" M. Garden
10	2900009	4	Flat Washer, 1/4" SAE
11	2900392	2	Cap Screw, Hex Hd., 1/4-20 x 1-3/4"
12	3200019	2	Fitting, 1/4" M. Pipe to 1/4" Hose Barb
13	3200039	4	Clamp, 3/8"
14	2900201	4	Rivet, 3/16" Dia.
15	2900008	2	Cap Screw, Hex Hd., 1/4-20 x 1"
16	2900083	2	Fender Washer, 1/4" x 1-1/4"
17	2900010	2	Lock Nut, 1/4-20 Nylon
18	6045174	1	Splash Flap (CC4144D)
19	6045172	2	Splash Flap Retaining Strip (Long)
20	2900071	8	Rivet, 3/16"
21	6045266	1	Blade Guard Support Spacer
22	2901412	2	Machine Screw, IHWH #10-24 x 1/2"
23	6045265	1	30" Blade Guard Support
24	6045319	2	Hose, 1/4" x 3/8" x 29"
25	1802090	2	Label, Wedge Locking Washer

Front Pointer Assembly #6045479



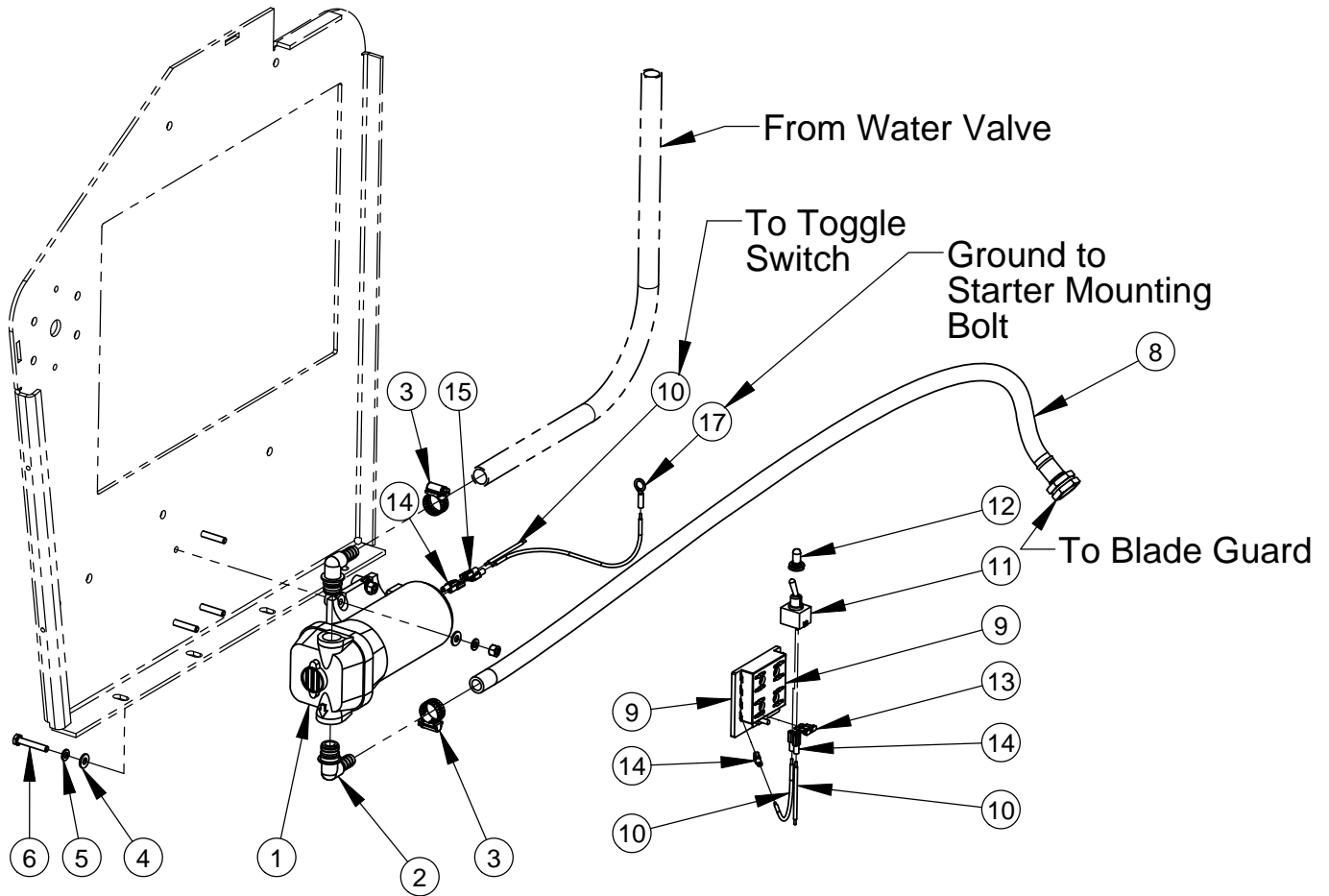
ITEM	PART NO.	QTY.	DESCRIPTION
1	6011201	1	Front Pointer Frame
2	6011152	2	Front Pointer Arm
3	2900105	2	Cap Screw, Hex Hd., 1/2-13 x 2-3/4"
4	2900239	2	Friction Washer, 1/2"
5	2900026	3	Lock Nut, 1/2-13 Nylon
6	2900005	2	Cap Screw, Hex Hd., 3/8-16 x 1"
7	2900033	4	Hex Nut, 3/8-16
8	2501379	1	Caster, 3"
9	6010009	2	Front Pointer Rod
10	2500740	2	Pointer Cap
11	2900013	2	Cap Screw, Hex Hd., 3/8-16 x 1-1/4"
12	2901592	2	Tap Screw, Hex Hd., 3/8-16 x 1-3/4"
13	2900782	2	Jam Nut, 3/8-16
14	2900375	1	Cap Screw, Hex Hd., 3/8-16 x 4-1/2"
15	2900014	1	Flat Washer, 3/8" SAE
16	6010989	1	Spacer, 3" Long
17	2900885	1	Eye Nut, 3/8-16
18	6017241	1	Pointer Rope 11 Foot
19	3200221	2	Pinch Clamp, Two Ear

Pointer Stop Assembly #6045177



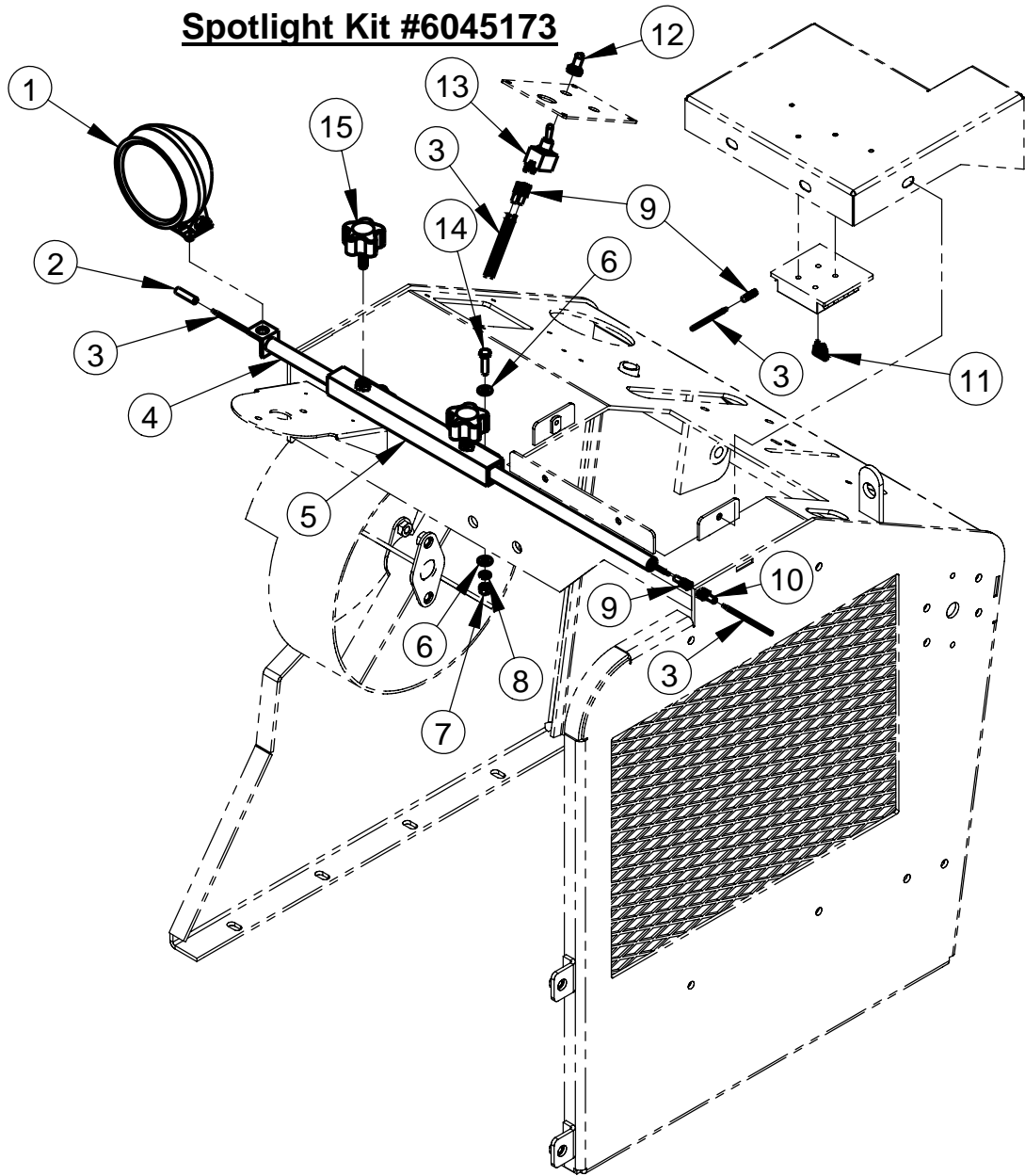
ITEM	PART NO.	QTY.	DESCRIPTION
1	6045176	1	Pointer Stop Adapter Plate
2	6010583	1	Pointer Stop
3	2900083	2	Fender Washer, 1/4" x 1-1/4"
4	2900009	2	Flat Washer, 1/4" SAE
5	2900010	2	Lock Nut, 1/4-20 Nylon
6	2501093	1	Bumper, 1"
7	2900172	1	Machine Screw, Rd. Hd., #10-24 x 1-1/4"
8	2900017	1	Lock Nut, #10-24 Nylon
9	2500573	3	Plug, 1" Square Tube
10	6010515	4	Spacer, 7/8" Long
11	2901002	2	Cap Screw, Hex Hd., 1/4-20 x 3-1/2"

Electric Water Pump Kit #6045403










ITEM	PART NO.	Default/ QTY.	DESCRIPTION
1	2600200	1	Water Pump, 12V Diaphragm
2	2701694	2	Port Fitting, 1/2" Barb x 90 Degree
3	3200016	2	Hose Clamp #8
4	2900009	8	Flat Washer, 1/4" SAE
5	2900024	8	Lock Washer, 1/4" Split
6	2900048	4	Cap Screw, Hex Hd., 1/4-20 x 1-1/2"
7	2900010	4	Lock Nut, 1/4-20 Nylon
8	6010302	1	Hose Assembly, 4 Foot
9	2800696	1	Fuse Panel, 8 Circuit
10	2800177	84in	Wire, Red 14 AWG
11	2800062	1	Toggle Switch On/Off
12	2800063	1	Switch Boot
13	2800389	1	Fuse, 10 Amp Red ATO/ATC
14	2800074	5	QD Terminal, 1/4" Female (16-14 AWG) Blue
15	2800484	2	QD Terminal, 1/4" Male (16-14 AWG) Blue
16	2800033	12in	14AWG Black MTW
17	2800656	1	Terminal, 3/8" Ring (16-14 AWG) Blue

Spotlight Kit #6045173




ITEM	PART No.	QTY	DESCRIPTION
1	2500194	1	Spot Light, 12 Volt
2	2800212	1	14-16 Gage Butt Connector
3	2800177	80"	14AWG Red MTW
4	6010106	1	Light Bar
5	6010107	1	Light Bar Mount Bracket
6	2900009	4	Flat Washer, 1/4" SAE
7	2900010	2	Lock Nut, 1/4-20 Nylon
8	2900024	2	Lock Washer, 1/4" Split
9	2800074	4	14-16 Gage Push On, Female
10	2800484	1	14-16 Gage Push On, Male
11	2800389	1	Fuse, 10 Amp Red ATO/ATC
12	2800063	1	Switch Boot
13	2800062	1	Toggle Switch On/Off
14	2900008	2	Cap Screw, Hex Hd., 1/4-20 x 1"
15	2400157	2	Hand Lock Knob, 5/16-18 x 1"

Decal Group

CC4144-3XL RPM CHART						
BLADE SIZE	BLADE RPM	GEARBOX RANGE	ENGINE RPM	BELT SIZE	FLANGE SIZE	MAX CUT DEPTH
14"	3,150	H	3,050	3VX366	6"	3-3/4"
20"	2,700	H	2,625	3VX366	6"	6-3/4"
26"	2,100	M	3,050	3VX366	6"	9-3/4"
30"	1,800	M	2,625	3VX366	6"	11-3/4"
36"	1,400	L	3,050	3VX366	6"	14-3/4"
						

RPM Decal #1800732



Core Cut Decal #1801786

Decal Set #1800933

CC4144XL RPM CHART

BLADE SIZE	BLADE RPM	BLADESHAFT SHEAVE	ENGINE SHEAVE	ENGINE RPM	BELT SIZE	FLANGE SIZE	MAX CUT DEPTH
14"	2,600	4.75"	4.12"	3,000	3VX450	5"	4-3/8"
20"	2,525	4.75"	4.12"	2,900	3VX450	5"	7-3/8"
26"	2,100	5.6"	4.12"	2,850	3VX475	6"	9-7/8"
30"	1,800	5.6"	4.12"	2,450	3VX475	6"	11-7/8"
36"	1,400	5.6"	4.12"	1,900	3VX475	6"	14-7/8"

ON WATER ATER

OFF AGUA

LOW SULFUR OR ULTRA LOW SULFUR DIESEL FUEL ONLY

DISENGAGE DESMBRAGAR

ENGAGE EMBRAGAR

POSITIVA POSITIVE

NEGATIVA NEGATIVE

FAST VELOCIDAD DE DESCENSO DEL DISCO

SLOW BLADE LOWERING SPEED

RÁPIDO

LENTO

CAUTION

Crushing hazard. Keep feet clear. Peligro de aplastamiento. Mantenga sus pies fuera del alcance de la máquina.

MORE DEPTH MAS PROFUNDIDAD

LESS DEPTH MENOS PROFUNDIDAD

BLADE DEPTH STOP FUSIÓN DE LA PROFUNDIDAD DE CORTE

PRESS TO RAISE BLADE SUBIR CAJALAS TO CONTROL GRIP

PRESS TO LOWER BLADE BAJAR CAJALAS TO CONTROL GRIP

READ OPERATOR MANUAL BEFORE OPENING MACHINE LEA EL MANUAL ANTES DE ABRIR LA MÁQUINA

WARNING

- Always check the bladeshaft RPM before mounting blade.
- Only use blades with a rated speed higher than the bladeshaft speed.
- Never exceed the maximum RPM stamped on the blade. Overspeeding the blade can cause blade breakage and serious personal injury.
- When changing blade size, always adjust bladeshaft RPM according to the speed chart to match recommended blade RPM for each blade.
- Never operate saw without the blade guard in place or allow rotating blade exposure to exceed 180°.
- Never stand in line with the blade path when starting or operating saw.
- Never use damaged blades or equipment.
- Refer to operator's manual for additional information about safety operation and maintenance.

ADVERTENCIA

- Adquiera de verificar la velocidad en RPM del eje de la hoja de sierra antes de montar la hoja.
- Utilice solo hojas de sierra con una velocidad nominal superior a la velocidad máxima en RPM estampada en la hoja de sierra. Operar la sierra a una velocidad superior a la velocidad máxima puede causar la rotura de la hoja y serias lesiones corporales.
- Cuando cambie el tamaño de la hoja de sierra, asegure de ajustar la velocidad en RPM del eje de la sierra de acuerdo a la velocidad recomendada en la tabla para que concuerde con la velocidad en RPM estampada para la hoja de sierra.
- No utilice un tamaño más pequeño de pesamano de hoja de sierra que el indicado en cada hoja de sierra.
- Forme una línea recta con la hoja de sierra en posición cuando esté operando la sierra.
- Nunca se ponga en línea con el camino de la hoja de sierra cuando esté operando la sierra.
- Nunca use hojas de sierra dañadas o equipo.
- Para obtener más información sobre la seguridad de operación, funcionamiento y mantenimiento del equipo, lee el manual del operador.

EMERGENCY STOP

Push down to stop
Empujar hacia abajo para detener

ON WATER PUMP BOMBA DE AGUA

OFF SPOT LIGHT PROYECTOR DE LUZ

INCH

CM

SET POINTER TO ZERO

WHEN BLADE CONTACTS PAVEMENT

FORWARD ADELANTANTE

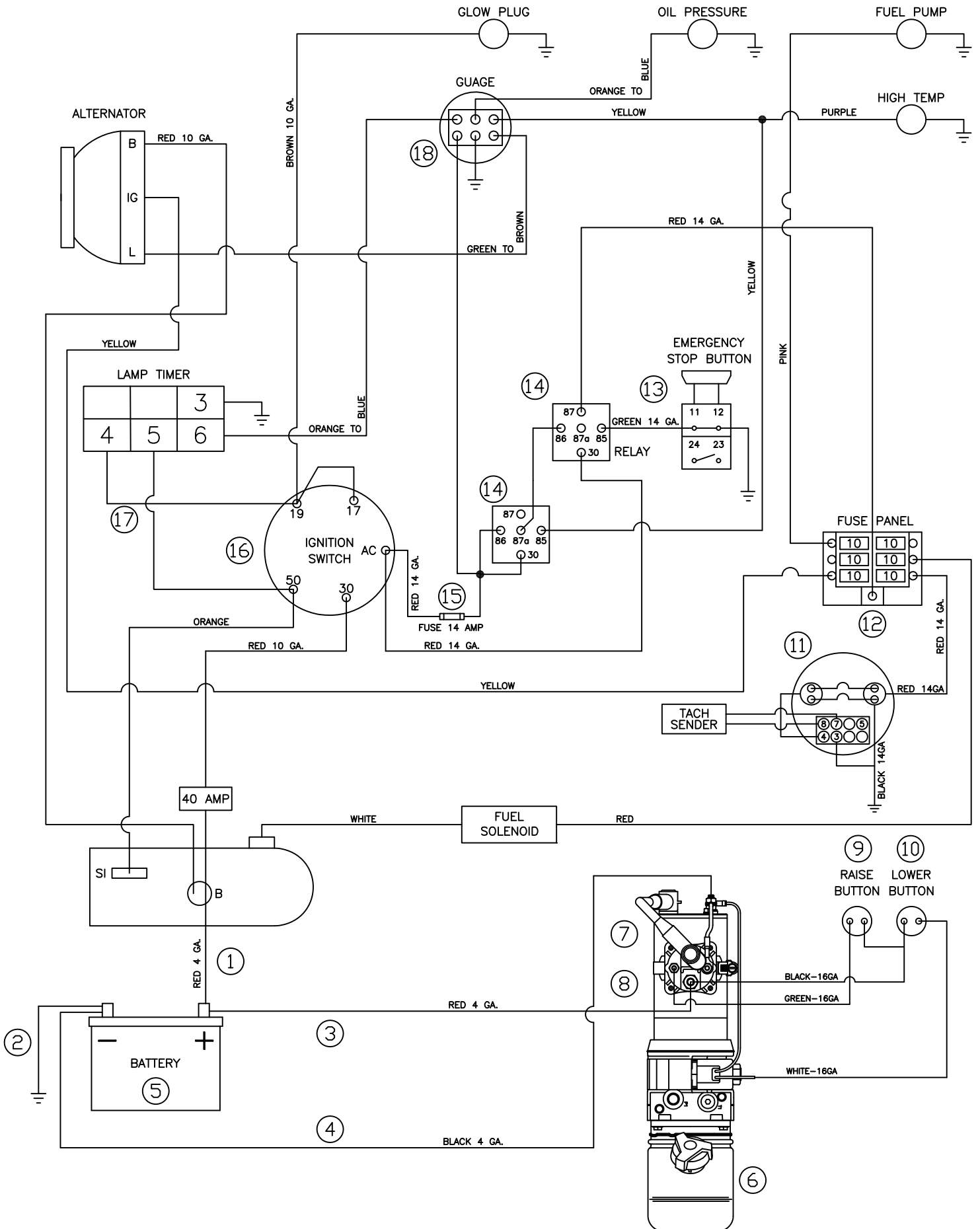
REVERSE REVERSA

TRANSMISION

TRANSMISION

NEUTRAL

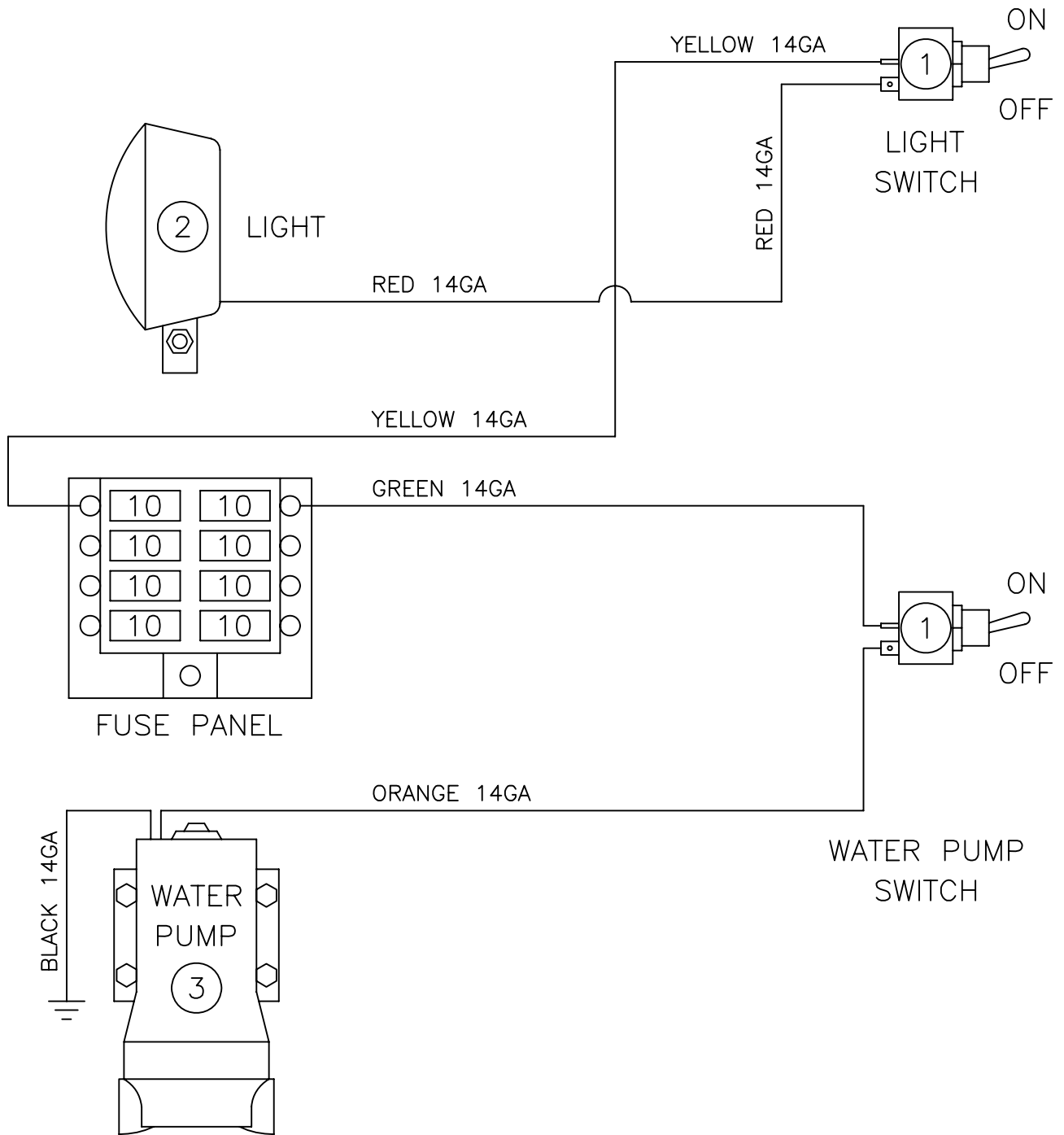
Wiring Diagram: 3-Speed Saw (New VDO Tach)



Wiring Diagram

ITEM	PART NO.	QTY.	DESCRIPTION
1	2800073	1	Battery Cable, Positive (Red)
2	2800072	1	Ground Cable, Negative (Black)
3	2800095	1	Solenoid Cable, Positive (Red)
4	6048092	1	Battery Cable, Negative (Black)
5	2800561	1	Battery, 12 Volt, Group Size 26-60
6	2600540	1	Electro/Hydraulic Pump Unit (Includes #7 & #8)
7	2703228	1	Solenoid Switch 12VDC
8	2703229	1	Mounting Strap
9	2800372	1	Pusbutton Switch, Raise
10	2800373	1	Pusbutton Switch, Lower
11	6010893	1	Tachometer / Hour meter (VDO) Calibrated
12	2800925	1	Fuse Panel, 6 Circuit
13	2801367	1	Emergency Stop Button
14	2800144	2	Relay
15	2800857	1	Fuse, 15 Amp
	2800856	1	In-Line Fuse Holder
16	2700501	1	Ignition Switch, CC4144D
	2705000	1	(Ignition Key Only)
17	2800855	1	Wire Harness, Lamp Timer
18	2705003	1	Cluster Gage, 4 Warning Light

Options Wiring Diagram



ITEM	PART NO.	QTY.	DESCRIPTION
1	2800062	2	Toggle Switch
	2800063	2	Switch Boot
2	2500194	1	Spot Light, 12 Volt
3	2600200	1	Water Pump, 12 Volt Diaphragm

EQUIPMENT AND PARTS WARRANTY

Diamond Products warrants all equipment manufactured by it against defects in workmanship or materials for a period of one (1) year from the date of shipment to Customer.

The responsibility of Diamond Products under this Warranty is limited to replacement or repair of defective parts at Diamond Products' Elyria, Ohio factory, or at a point designated by it, of such parts as shall appear to us upon inspection at such parts, to have been defective in material or workmanship, with expense for transportation and labor borne by Customer.

In no event shall Diamond Products be liable for consequential or incidental damages arising out of the failure of any Product to operate properly.

Integral units such as engines, electric motors, batteries, transmissions, etc., are excluded from this Warranty and are subject to the prime manufacturer's warranty.

THIS WARRANTY IS IN LIEU OF ALL OTHER WARRANTIES, EXPRESSED OR IMPLIED, AND ALL SUCH OTHER WARRANTIES ARE HEREBY DISCLAIMED.



333 Prospect Street, Elyria, Ohio 44035
(440) 323-4616 • (800) 321-5336 • Fax (440) 323-8689
www.diamondproducts.com