





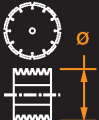



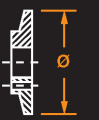

# CONCRETE SAW PARTS LIST

**MODEL  
CC6550**

June 2015

Part #1801837

## CC6550XLS RPM CHART

BLADE SIZE	BLADE RPM	BLADESHAFT SHEAVE	ENGINE SHEAVE	ENGINE RPM	BELT SIZE	FLANGE SIZE	MAX CUT DEPTH
14"	2,700	4"	3.6"	3,000	3VX530	4-1/2"	4-1/2"
20"	2,400	4.5"	3.6"	3,000	3VX530	4-1/2"	7-1/2"
26"	2,150	5"	3.6"	3,000	3VX530	5"	10-1/4"
30"	1,800	6"	3.6"	3,000	3VX560	6"	11-3/4"
36"	1,500	6"	3.6"	2,500	3VX560	6"	14-3/4"
							

**WARNING! NEVER EXCEED THE MAXIMUM RPM STAMPED ON BLADE!**  
**EXCESSIVE SPEED CAN CAUSE BLADE BREAKAGE RESULTING IN SERIOUS PERSONAL INJURY OR DEATH.**

### ! WARNING

- Always check the bladeshaft RPM before mounting blade.
- Only use blades with a rated speed higher than the bladeshaft speed.
- Never exceed the maximum RPM stamped on blade. Overspeeding the blade can cause blade breakage and serious personal injury.
- When changing blade size, always adjust bladeshaft RPM according to the speed chart to match recommended blade RPM.
- Do not use a blade flange size smaller than indicated for each blade.
- Never operate saw without the blade guard in place or allow rotating blade exposure to exceed 180 degrees.
- Never stand in line with the blade path when starting or operating saw.
- Never use damaged blades or equipment.
- Refer to operator's manual for additional information about safety, operation and maintenance.

### ! ADVERTENCIA

- Asegúrese de verificar la velocidad en RPM del eje de la hoja de sierra antes de montar la hoja.
- Use solamente hojas de sierras cuyas velocidades de operación fueren establecidas para velocidades superiores a las velocidades del eje de sierra.
- Nunca exceda la velocidad de operación máxima en RPM estampada en la hoja de sierra. Operar la hoja a una velocidad superior a la establecida puede causar la rotura de la hoja y serias lesiones corporales.
- Cuando cambie el tamaño de la hoja de sierra, asegúrese de ajustar la velocidad en RPM del eje de hoja de acuerdo con la velocidad mencionada en la tabla para que concuerde con la velocidad en RPM establecida para la hoja de sierra.
- No utilice un tamaño más pequeño de pestañas de hoja de sierra que el indicado en cada hoja de sierra.
- Nunca opere la sierra sin haber colocado los protectores en sus lugares correspondientes ni permita que la parte expuesta de la hoja de sierra en rotación exceda los 180 grados.
- No se coloque en la misma dirección que va la hoja de la sierra al arrancar la sierra o cuando esté operando la sierra.
- Nunca use equipos ni hojas de sierras que están dañados.
- Para obtener más información sobre la seguridad de operación, funcionamiento y mantenimiento del equipo, lea el manual del operador.



## WARNING

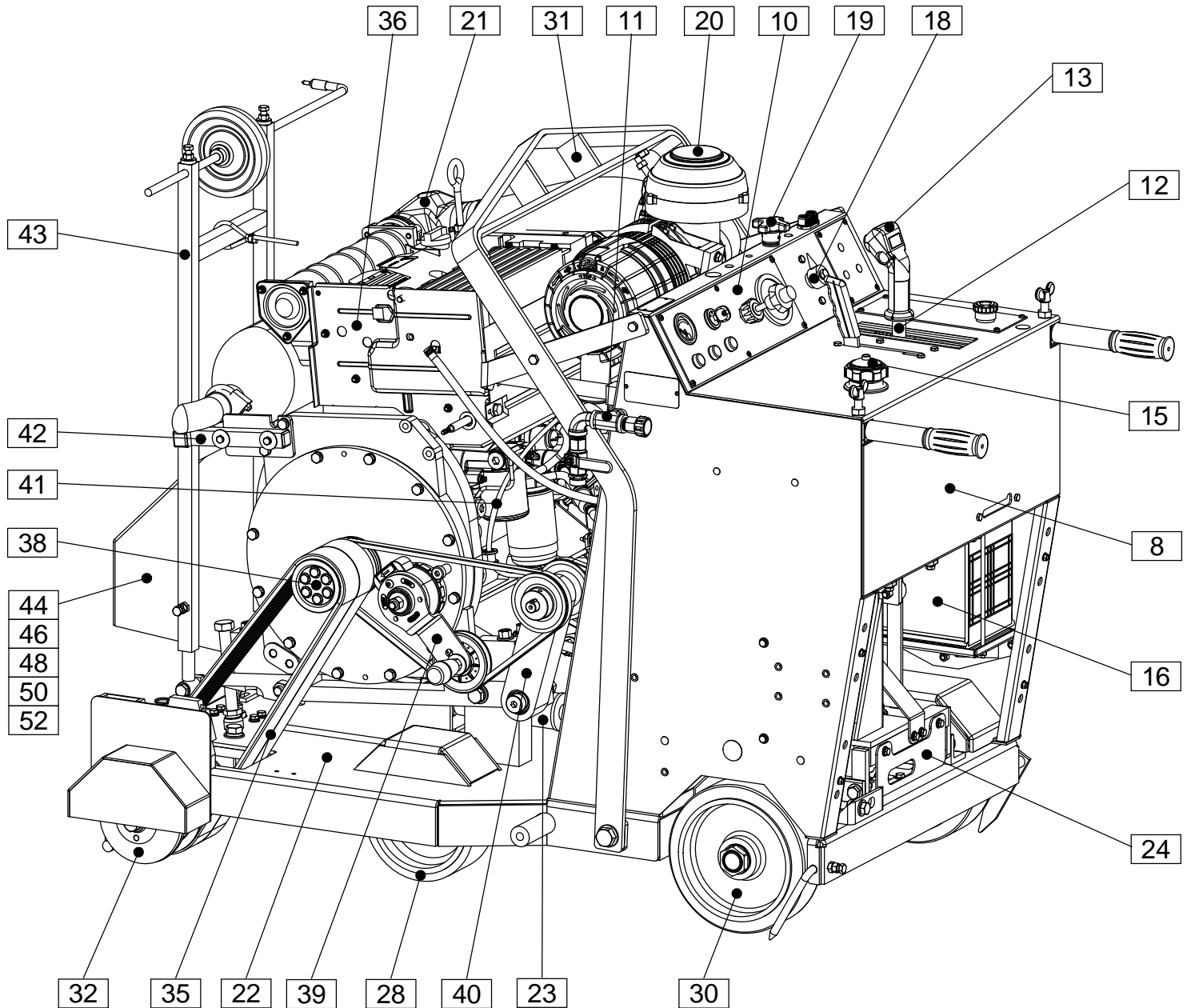


**The engine exhaust from this product  
contains chemicals known to the  
State of California to cause cancer,  
birth defects or other reproductive harm.**

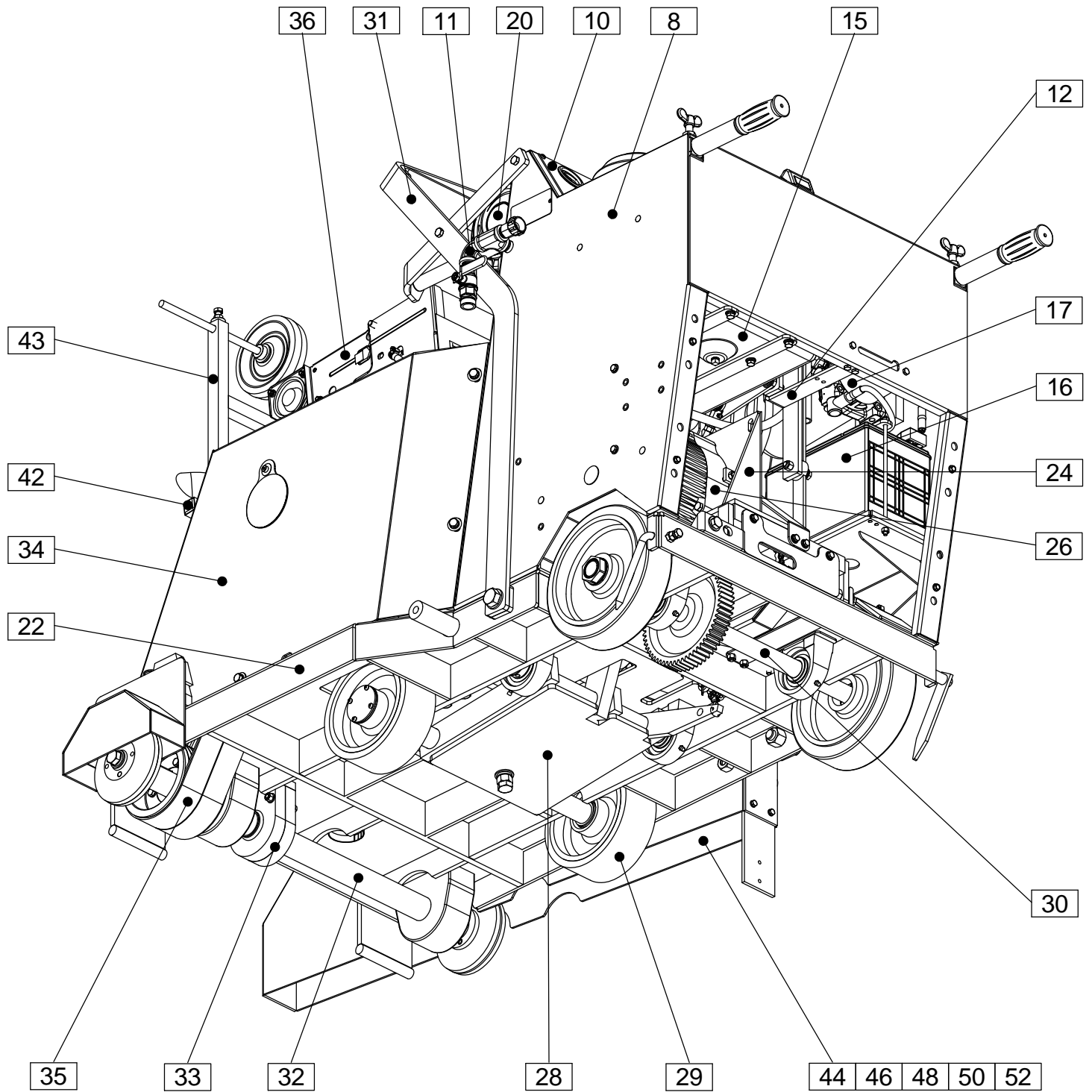
## **Table of Contents**

Pictorial Index.....	4,5	Engine Assembly.....	36,37
Controls Legend.....	6	PTO Assembly.....	38
Quick Reference Service Filters / Belts.....	7	Rotary Tensioner Assembly.....	39
Frame Upright Assembly.....	8,9	Transmission Jackshaft Assembly.....	40
Instrument Panel Assembly.....	10	Throttle Cable Assembly.....	41
Water Supply Assembly.....	11	Pointer Stop Assembly.....	42
Control Lever Assembly (Eaton).....	12	Front Pointer Assembly.....	43
Control Grip Assembly.....	13	14” Blade Guard Assembly.....	44,45
Fuel Supply Assembly.....	14	20” Blade Guard Assembly.....	46,47
Fuel Tank Assembly.....	15	26” Blade Guard Assembly.....	48,49
Battery Assembly.....	16	30” Blade Guard Assembly.....	50,51
Hydraulic Pump Assembly.....	17	36” Blade Guard Assembly.....	52,53
Depth Indicator Assembly.....	18	Optional Oil Bath Blade Shaft Assembly.....	54,55
Depth Stop Assembly.....	19	Optional Oil Expansion Tank Assembly.....	56
Air Cleaner Assembly.....	20	Optional Spot Light Assembly.....	57
Air Intake Assembly.....	21	Optional Water Pump Assembly.....	58
Frame Base Assembly.....	22	Optional Water Safety Switch Assembly.....	59
Hydraulic Cylinder Assembly.....	23	Optional Parking Brake Assembly.....	60,61
Rear Drive Assembly (Eaton).....	24,25	Optional Blade Stacking Assembly.....	62,63
Eaton Transmission Assembly.....	26	Optional Blade Spacing Assembly.....	64,65
Linkage Assembly.....	27	Optional Blade Spacing Assembly.....	66,67
Front Axle Assembly.....	28	Optional Side Plunge Assembly.....	68,69
Front Wheel Assembly.....	29	Optional Speed Metering Valve Assembly.....	70
Rear Axle Assembly (Eaton / Gear).....	30	Decal Group.....	71
Frame Lift Assembly.....	31	Wiring Diagram.....	72,73
Blade Shaft Assembly.....	32	Options Wiring Diagram.....	74
Shaft Tach Gear Assembly.....	33	Blade Speed Conversion Charts.....	75
Belt Guard Assembly.....	34	Warranty.....	76
Belt Drive Assembly.....	35		

## Pictorial Page Index



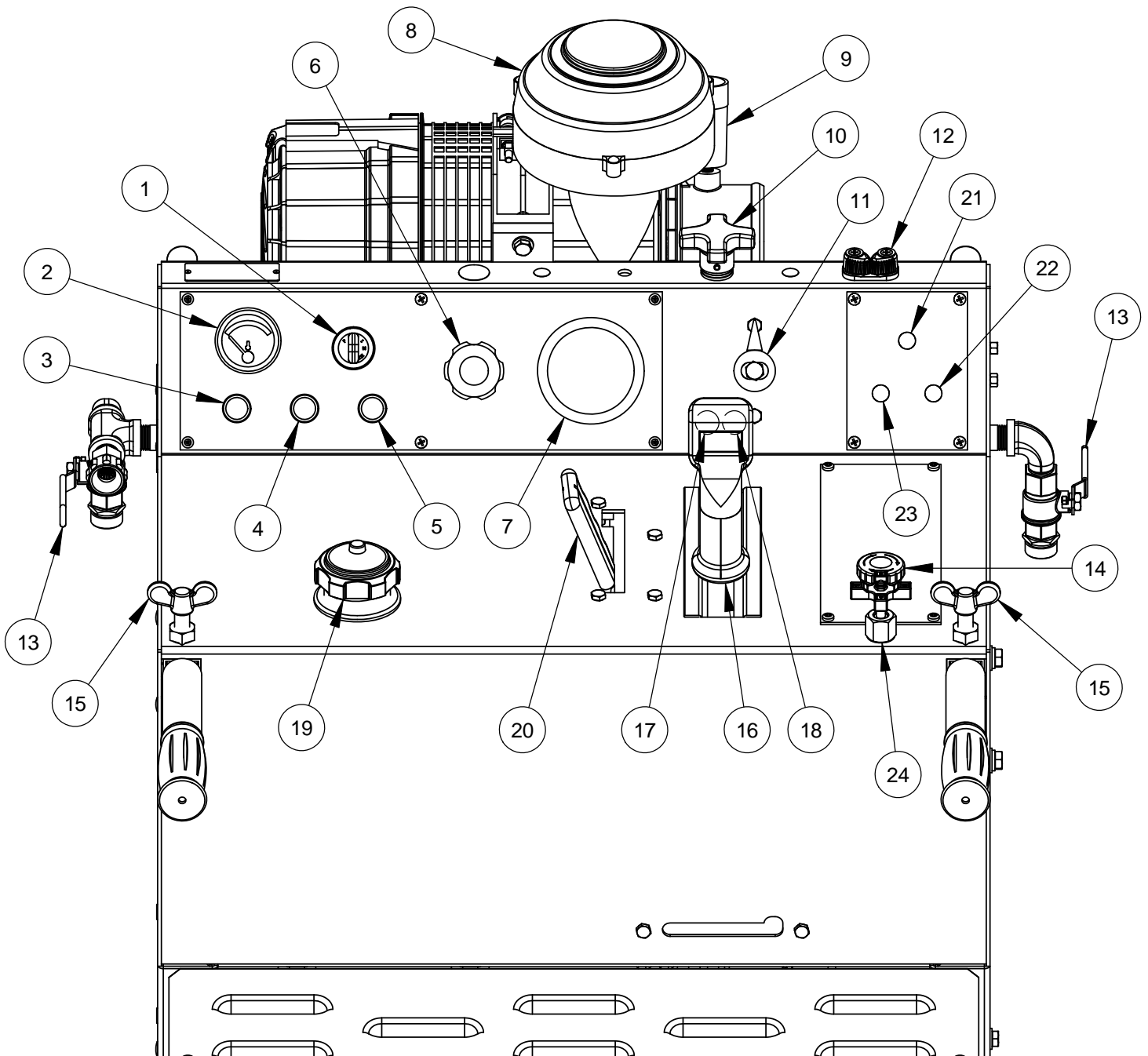
## Pictorial Page Index



## Controls Legend

1	Ignition Switch
2	Engine Temperature Gauge
3	Alternator Light
4	Oil Temperature Light
5	Oil Pressure Light
6	Engine Throttle Control
7	Blade Tachometer / Hour Meter
8	Pre-Cleaner
9	Air Cleaner Restriction Indicator
10	Depth Stop Knob
11	Cutting Depth Indicator
12	Pointer Rope Cleat

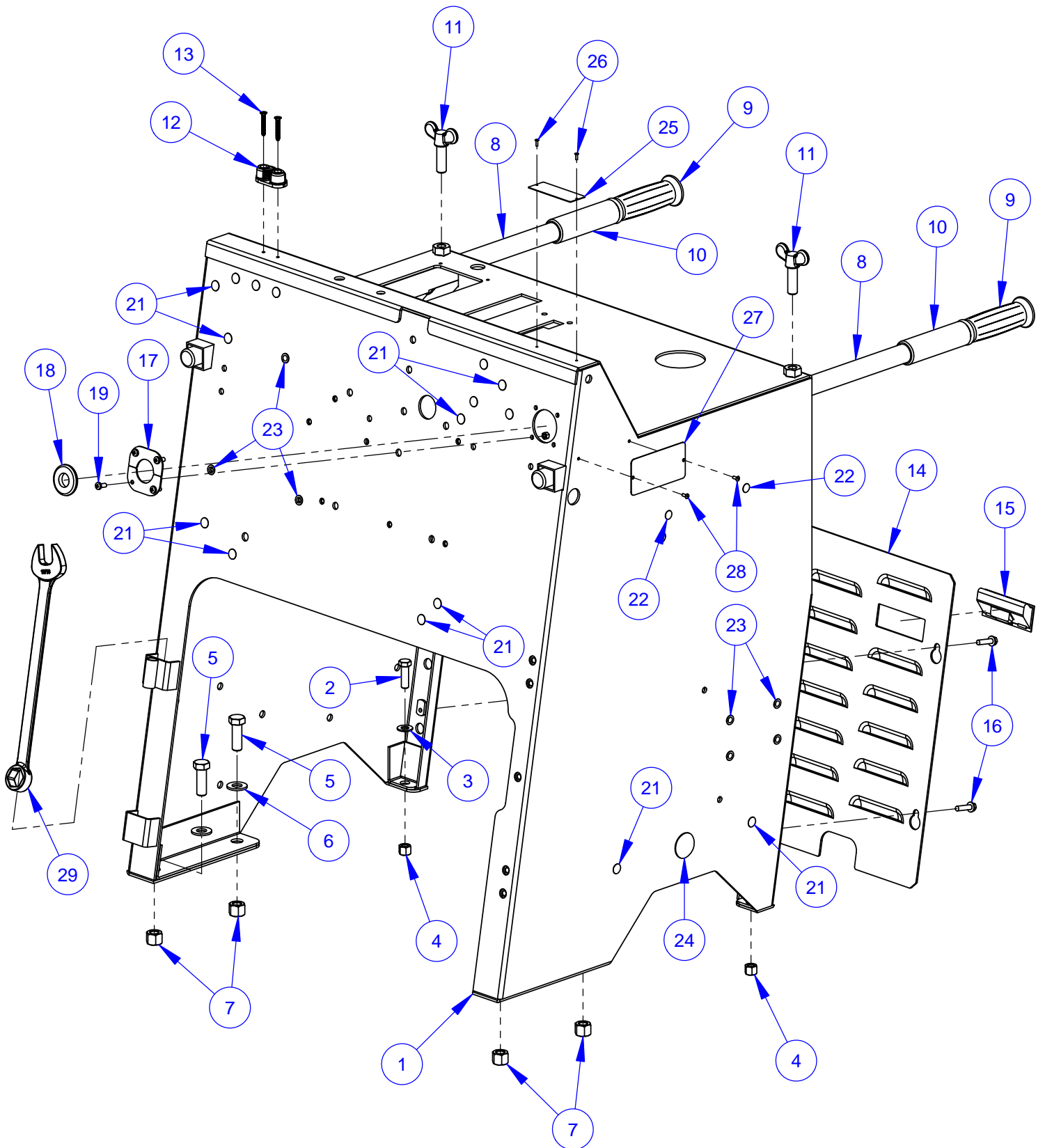
13	Water Valve
14	Emergency Stop Button
15	Handle Bar Lock Knobs
16	Travel Speed Control Lever
17	Saw Raise Push Button
18	Saw Lower Push Button
19	Fuel Filler / Gauge Cap
20	Transmission Engagement Lever
21	Water Safety Switch (Optional)
22	Spot Light Switch (Optional)
23	Water Pump Switch (Optional)
24	Lowering Speed Valve (Optional)



## **Quick Reference Service Filters / Belts**

<b>DP Part No.</b>	<b>Description</b>	<b>Manufacturer's Part No.</b>
2701775	Engine Oil Filter	(Deutz #1174416)
2701339	Engine Fuel Filter	(Deutz #1174482)
2501785	In-Line Fuel Tank Filter	(Wix #33007)
2501386	Outer Primary Air Filter	(Donaldson #P827653)
2501387	Inner Safety Air Filter	(Donaldson #P829332)
2502041	Blade Shaft Belt Set	(Gates #5/3VX530)
2502042	Blade Shaft Belt Set	(Gates #5/3VX560)
2501946	Eaton Transmission Belt	(Gates #AX39)
2501781	Engine to Jackshaft Belt	(Gates #AX42)

## Frame Upright Assembly #6010715A



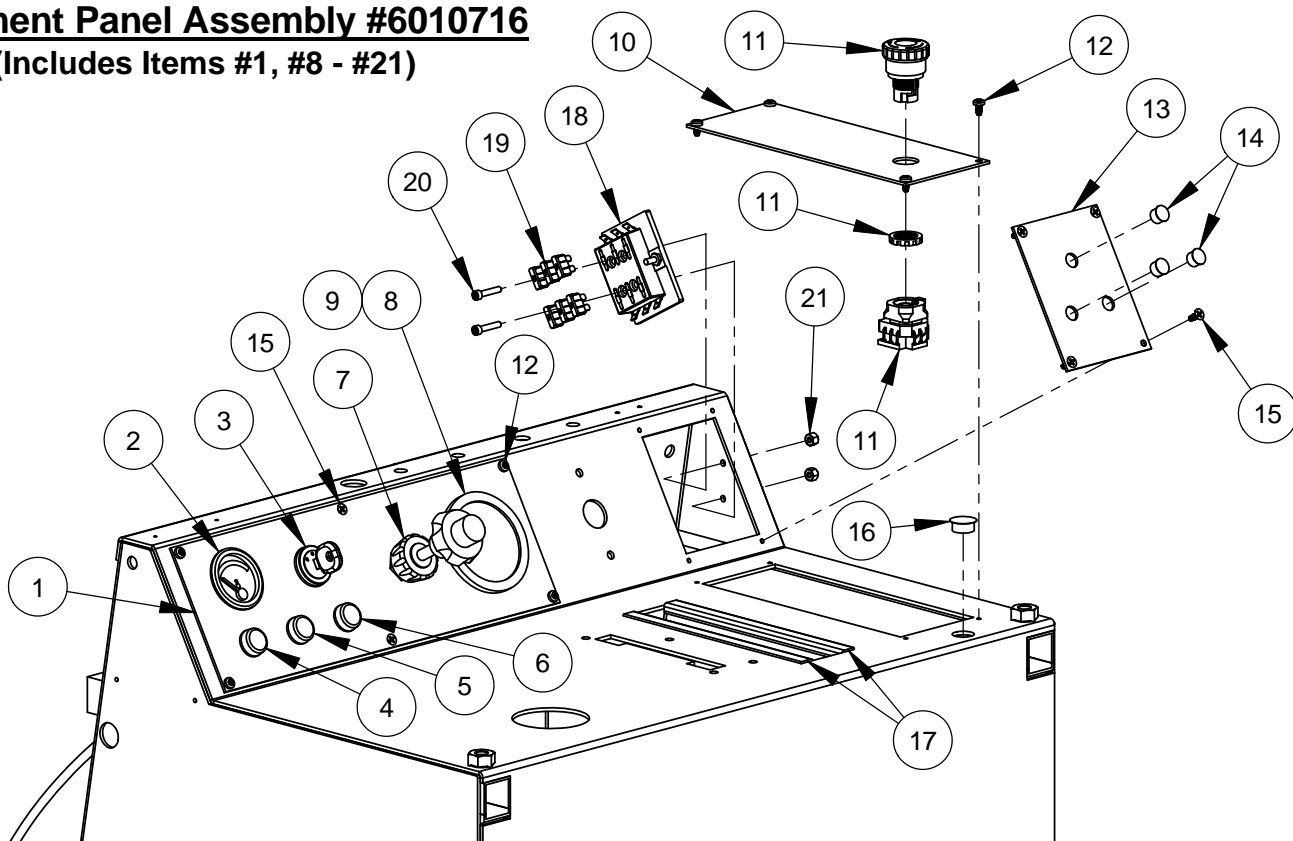


## **Frame Upright Assembly #6010715A**

ITEM	PART NO.	QTY.	DESCRIPTION
1	6010687	1	Frame Upright Weldment
2	2900013	2	Cap Screw, Hex Hd., 3/8-16 x 1-1/4"
3	2900014	2	Flat Washer, 3/8" SAE
4	2900018	2	Locknut, 3/8-16, Nylon
5	2900499	4	Cap Screw, Hex Hd., 1/2-13 x 1-1/2"
6	2900058	4	Flat Washer, 1/2" SAE
7	2900026	4	Lock Nut, 1/2-13 Nylon
8	6010014	2	Handle Bar, 36" Long
9	2500636	2	Handle Grip
10	2501955	2	Handle Stop Grip
11	2900430	2	Hand Lock Knob, 1/2-13 x 1-1/2"
12	2501427	1	Rope Cleat
13	2900483	2	Tap Screw, Flat Hd., #10-24 x 1-1/4"
14	6010015	1	Rear Cover Screen
15	2503687	2	Pocket Pull Handle
16	2900180	4	Cap Screw, Hex Flange Hd., 1/4-20 x 1"
17	6019271	2	Split Grommet Plate
18	2506042	1	Grommet, 3/4" I.D.
19	2900794	4	Machine Screw, Pan Hd., M5-0.8 x 12mm
20	2900301	4	Lock Nut, M5-0.8 Nylon Insert
21	2501287	16	Plug, 7/16" Hole
22	2500462	2	Plug, 3/8" Hole
23	2503749	7	Plug, 5/16" Hole (Tapered)
24	2501146	1	Plug, 1-1/4" Hole
25	1800169	1	Serial Number Plate, US
26	2900096	2	Rivet, 3/32" Dia.
27	1800377	1	Serial Number Plate, CE
28	2900287	2	Rivet, 1/8" Dia.
29	2503704	1	Wrench, 15/16" Combination

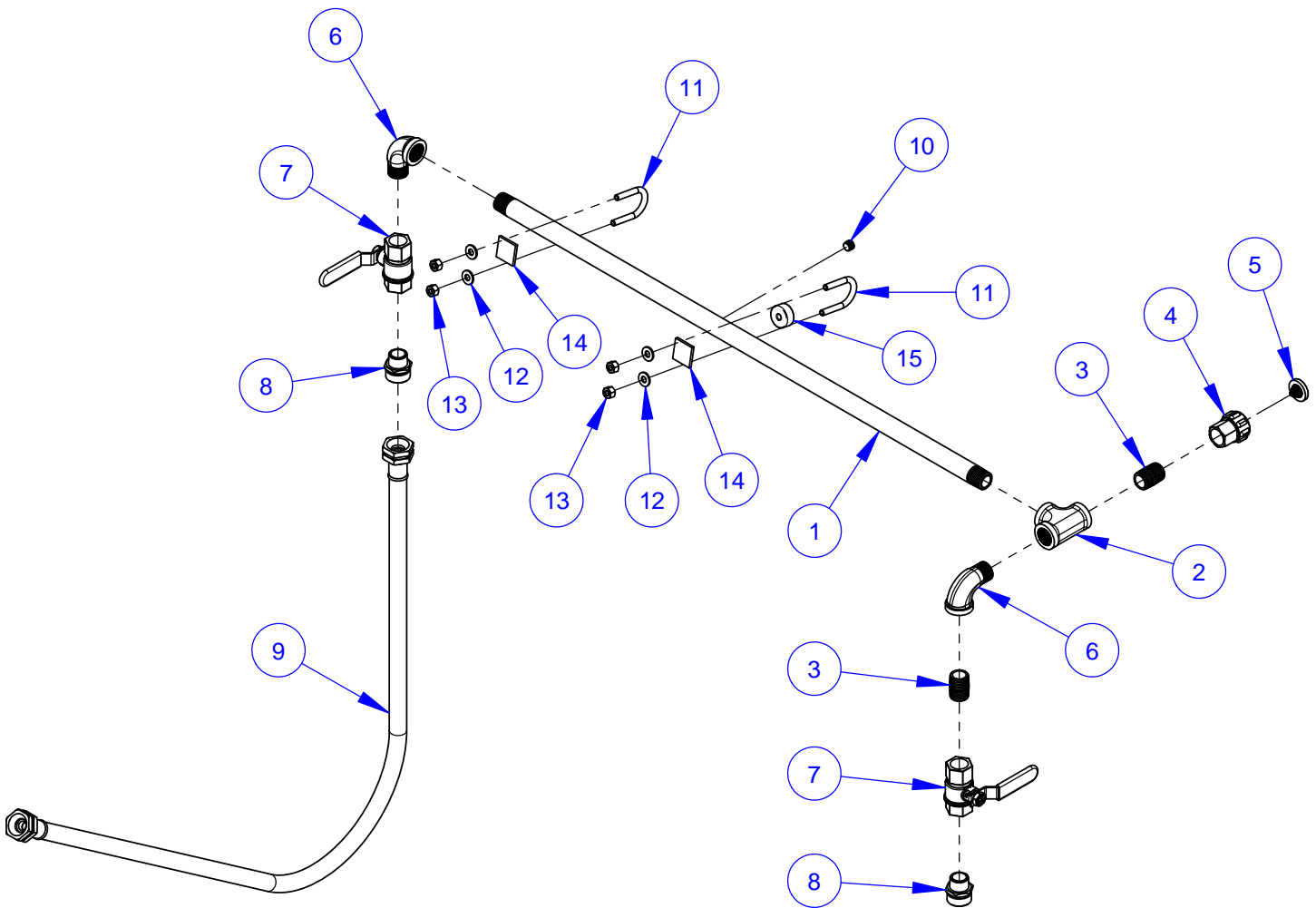
## **Instrument Panel Assembly #6010716**

**(Includes Items #1, #8 - #21)**



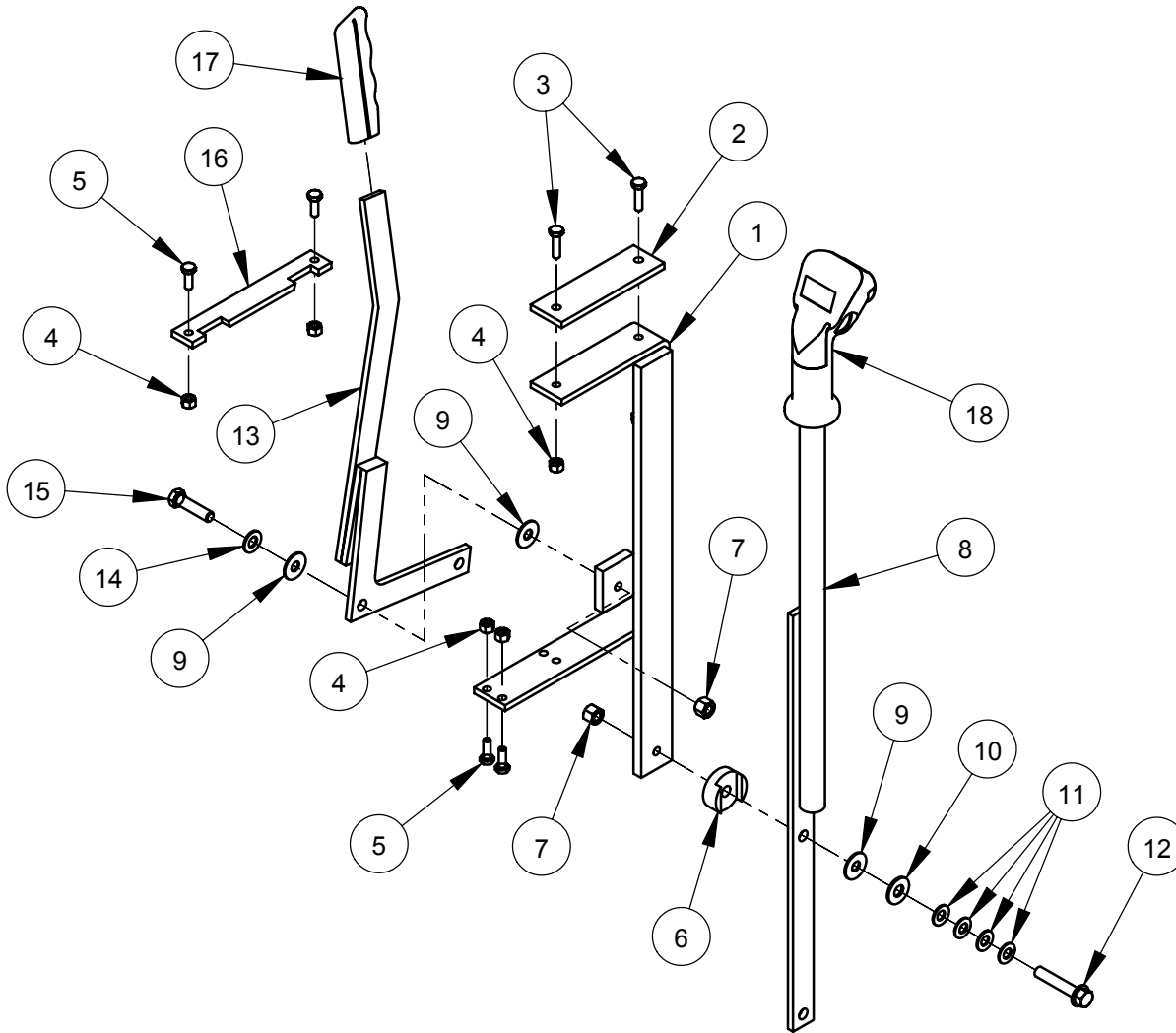
ITEM	PART NO.	QTY.	DESCRIPTION
1	6013093	1	Gauge Panel
2	2703192	1	Temperature Gauge, Pricol
3	2703194	1	Ignition Switch & Key
	2703195	1	Ignition Key Only, Double Cut
4	2700785	1	Alternator Light
5	2700787	1	Oil Temperature Light
6	2700786	1	Oil Pressure Light
7	2500376	1	Vernier Throttle Cable
8	6010416	1	Tach/Hour Meter (VDO) Calibrated
	2800611	2	Light Socket
	2800612	2	Light Bulb, Wedge Base
9	2400628	1	O-Ring #152
10	6010019	1	Hydraulic Pump Cover Plate
11	2801367	1	E-Stop Switch
12	2900021	8	Tap Screw, Pan Hd., #10-24 x 3/8"
13	6010098	1	Switch Plate
14	2500204	3	Plug, 1/2" Hole
15	2900445	6	Tap Screw, Flat Hd., #10-24 x 1/2"
16	2500463	1	Plug, 3/4" Hole
17	6010101	2	Edge Trim 8-1/2"
18	2800388	1	Fuse Panel, 6 Circuit
19	2800389	6	Fuse, 10 Amp Red ATO/ATC
20	2900913	2	Cap Screw, Soc. Hd., #10-24 x 1"
21	2900017	2	Lock Nut, #10-24 Nylon

## Water Supply Assembly #6010718



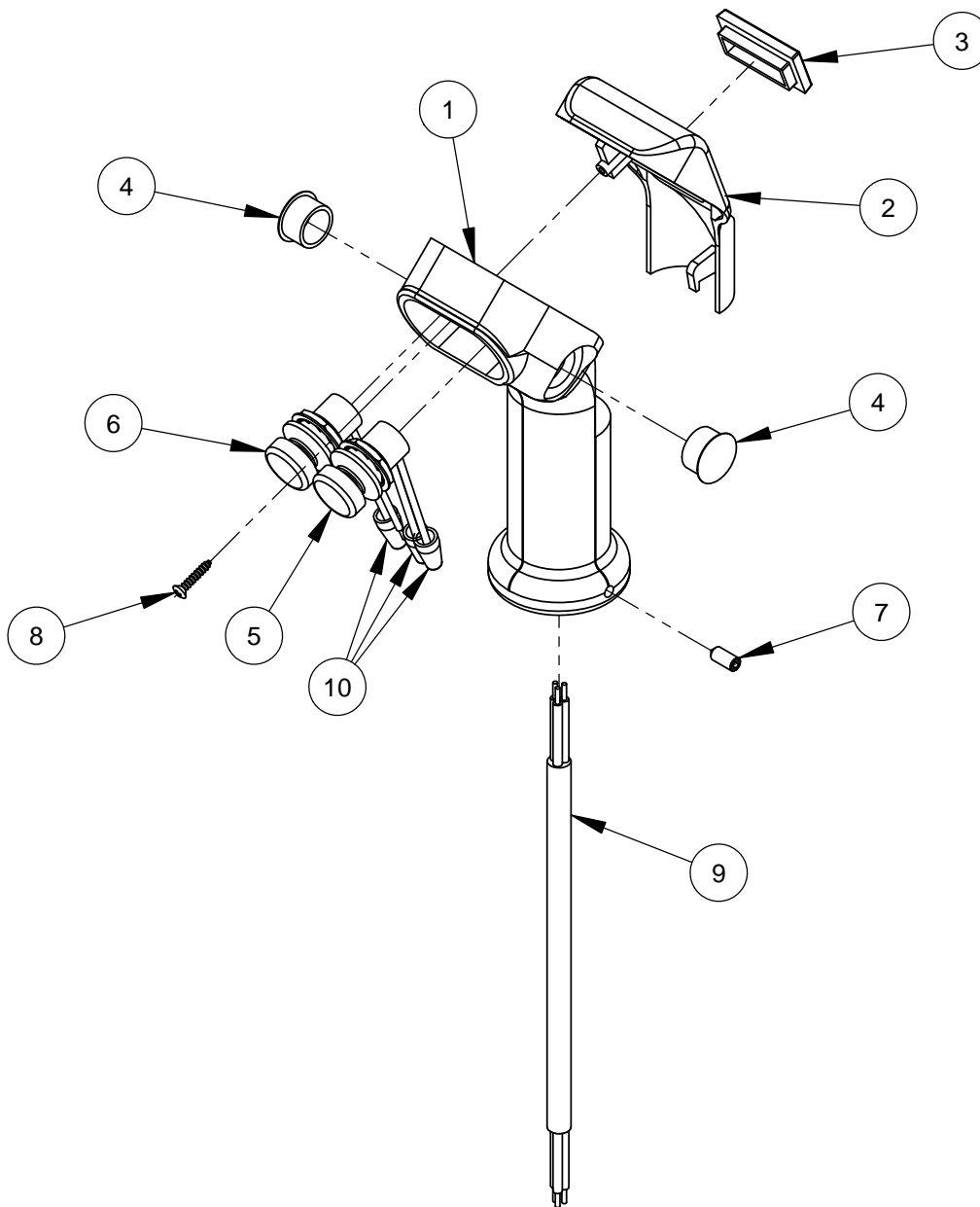
ITEM	PART NO.	QTY.	DESCRIPTION
1	6090069	1	Water Supply Tube
2	3200045	1	Pipe Tee, 1/2" NPT
3	3200008	2	Close Nipple, 1/2" NPT
4	3200022	1	Fitting, 1/2" F. Pipe to 3/4" F. Garden
5	3200025	1	Hose Filter Washer
6	3200013	2	Street Elbow, 1/2" NPT
7	3200027	2	Water Valve
8	3200155	2	Fitting, 1/2" M. Pipe to 3/4" M. Garden
9	6010021	1	Water Hose Assembly 42"
10	3200001	1	Plug, 1/8" NPT
11	2900241	2	U-Bolt, 1/2" Pipe
12	2900009	4	Flat Washer, 1/4" SAE
13	2900010	4	Lock Nut, 1/4-20 Nylon
14	6011547	2	Rubber Cushion
15	2400169	1	Knob Gasket

## Control Lever Assembly #6010719 (Eaton)



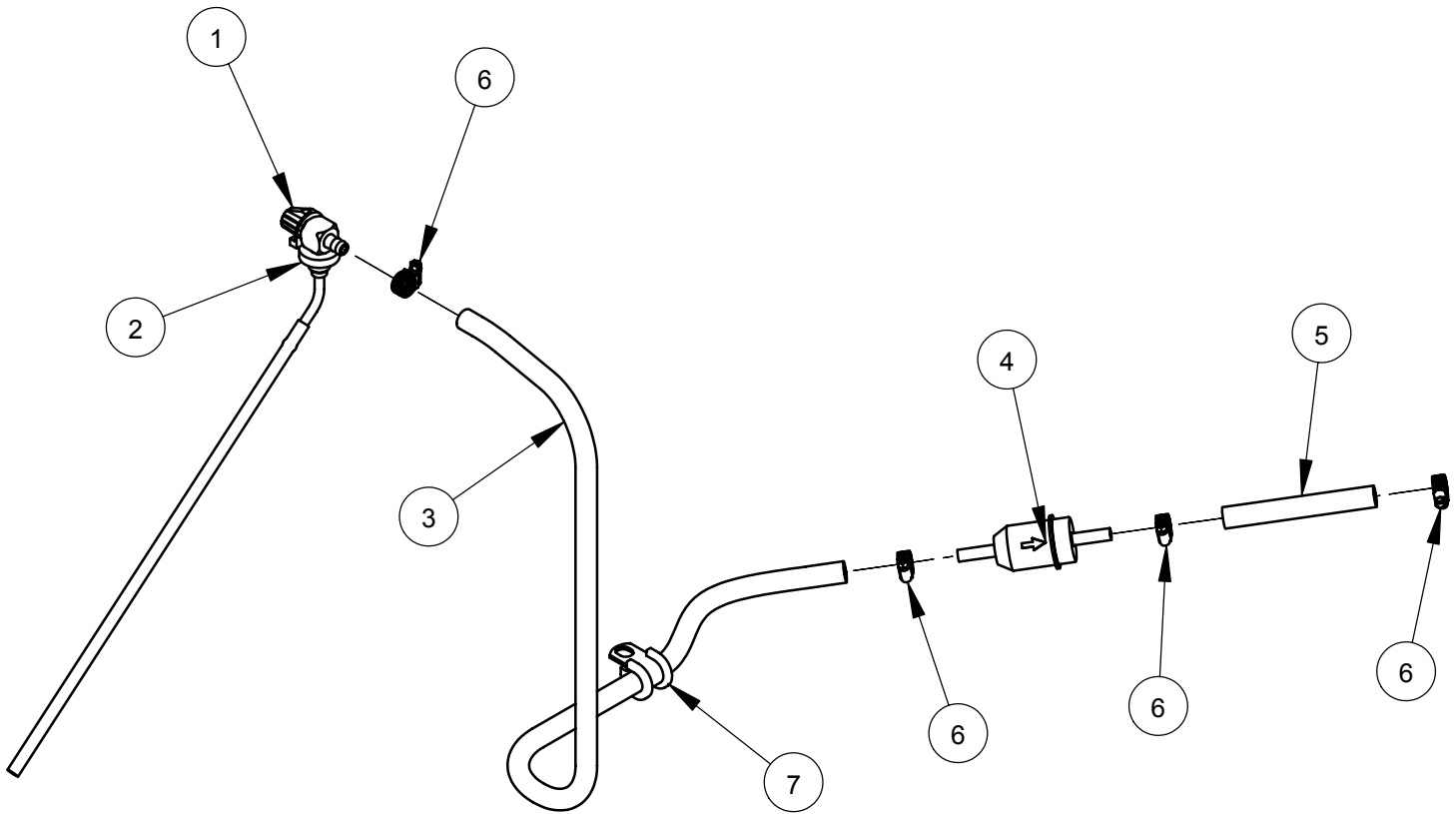
ITEM	PART NO.	QTY.	DESCRIPTION
1	6010056	1	Lever Support Weldment
2	2501339	1	Rubber Support Mount
3	2900008	2	Cap Screw, Hex Hd., 1/4-20 x 1"
4	2900010	6	Lock Nut, 1/4-20 Nylon
5	2900144	4	Cap Screw, Hex Hd., 1/4-20 x 3/4"
6	6010055	1	Friction Spacer
7	2900018	2	Lock Nut, 3/8-16 Nylon
8	6010314	1	Speed Control Lever
9	2900153	3	Friction Washer, 3/8"
10	2900473	1	Flat Washer, 3/8" USS
11	2900474	4	Belleville Washer, 3/8"
12	2900472	1	Cap Screw, Hex Flange Hd., 3/8-16 x 2"
13	6010057	1	Engagement Lever Weldment
14	2900014	1	Flat Washer, 3/8" SAE
15	2900029	1	Cap Screw, Hex Hd., 3/8-16 x 1-1/2"
16	6010058	1	Gate Plate
17	2500002	1	Lever Grip
18	6010319	1	Control Grip Assembly

## **Control Grip Assembly #6010319**



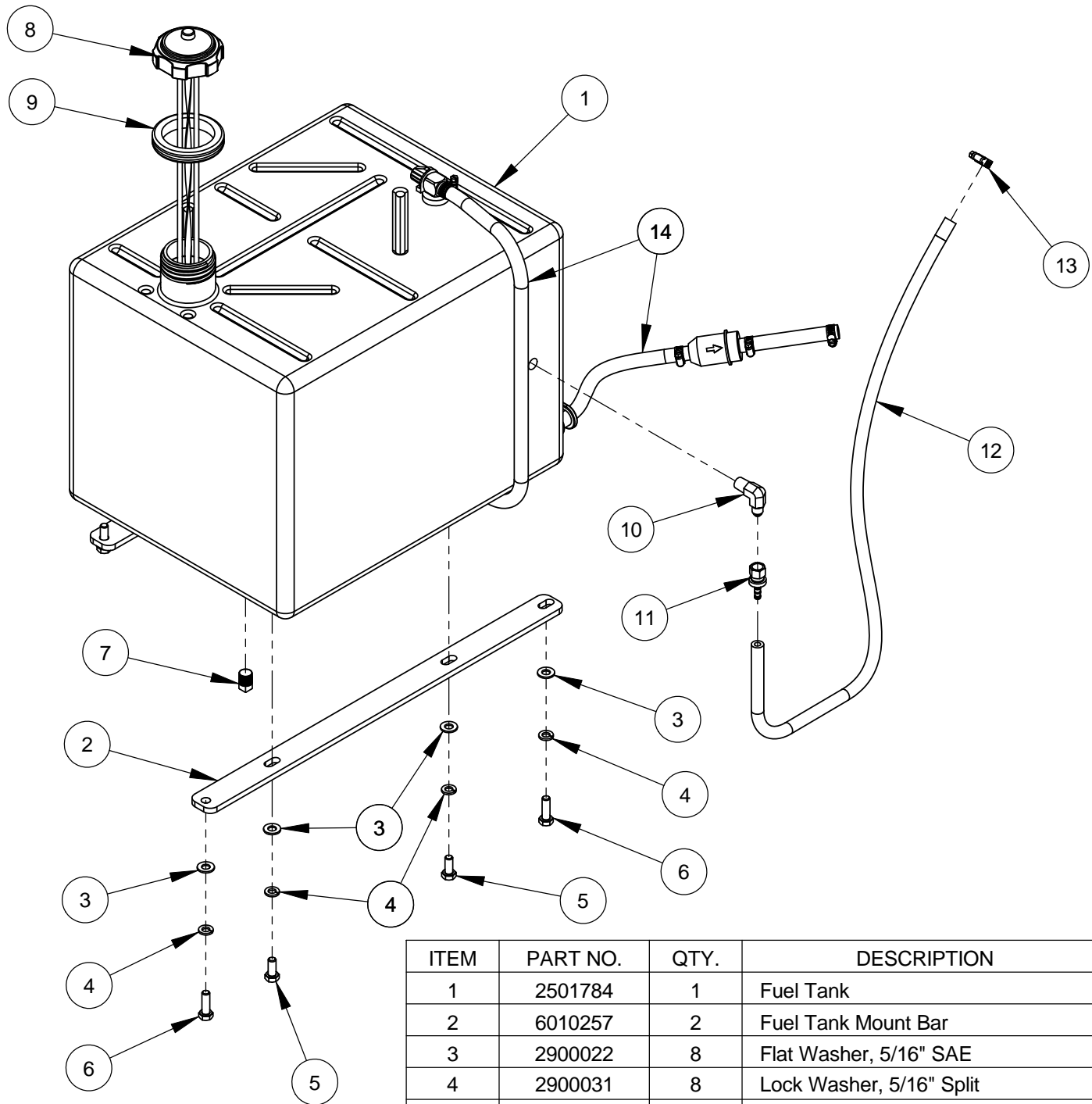
ITEM	PART NO.	QTY.	DESCRIPTION
1	2501280	1	Control Grip Body
2	2501281	1	Control Grip Cover
3	2500644	1	Plug, Rectangular
4	2500694	2	Plug, 5/8" Hole
5	2800372	1	Pushbutton Switch (B&G)
6	2800373	1	Pushbutton Switch (B&W)
7	2900453	1	Set Screw, Soc. Hd., M5-0.8 x 12mm
8	2900452	1	Machine Screw, Oval Hd., #4 x 5/8"
9	2800393	1	Harness, Hydraulic Pump
10	2800002	3	Wire Nut, 22-16 Gage

## Fuel Supply Assembly #6010699



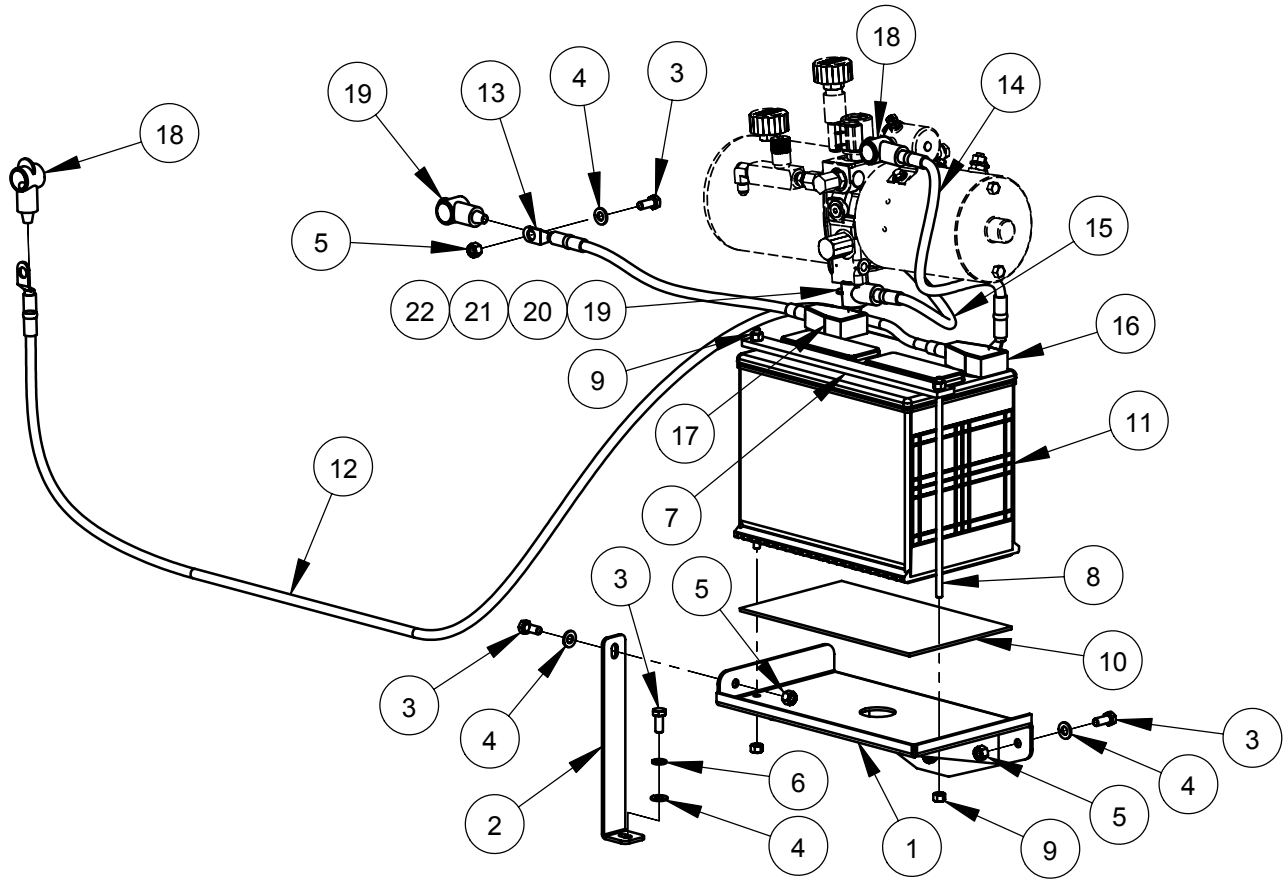
ITEM	PART NO.	QTY.	DESCRIPTION
1	2501777	1	Fuel Valve w/Pick-Up
2	2501215	1	Bushing, Rubber, Tank
3	6010693	1	Fuel Supply Hose, 5/16" I.D. x 30"
4	2501785	1	Filter, Diesel Fuel
5	6013095	1	Fuel Line Hose, 5/16" I.D. x 4"
6	3200062	4	Hose Clamp #4
7	2501434	1	Hose Clamp, 1/2" x 3/4" Wide

## Fuel Tank Assembly #6010700



ITEM	PART NO.	QTY.	DESCRIPTION
1	2501784	1	Fuel Tank
2	6010257	2	Fuel Tank Mount Bar
3	2900022	8	Flat Washer, 5/16" SAE
4	2900031	8	Lock Washer, 5/16" Split
5	2900019	4	Cap Screw, Hex Hd., 5/16-18 x 3/4"
6	2900138	4	Cap Screw, Hex Hd., 5/16-18 x 1"
7	3200206	1	Pipe Plug, 1/4" NPT
8	2504786	1	Fuel Tank Cap & Gauge
9	2500205	1	Fuel Tank Grommet
10	3200057	1	Elbow, 1/4" M. Pipe to 1/4" M. JIC
11	3200091	1	Fitting, 1/4" F. JIC to 1/4" Push Lock
12	6010103	1	Fuel Return Hose, 1/4" I.D. x 32"
13	3200062	1	Hose Clamp #4
14	6010699	1	Fuel Supply Assembly

## Battery Assembly #6010721

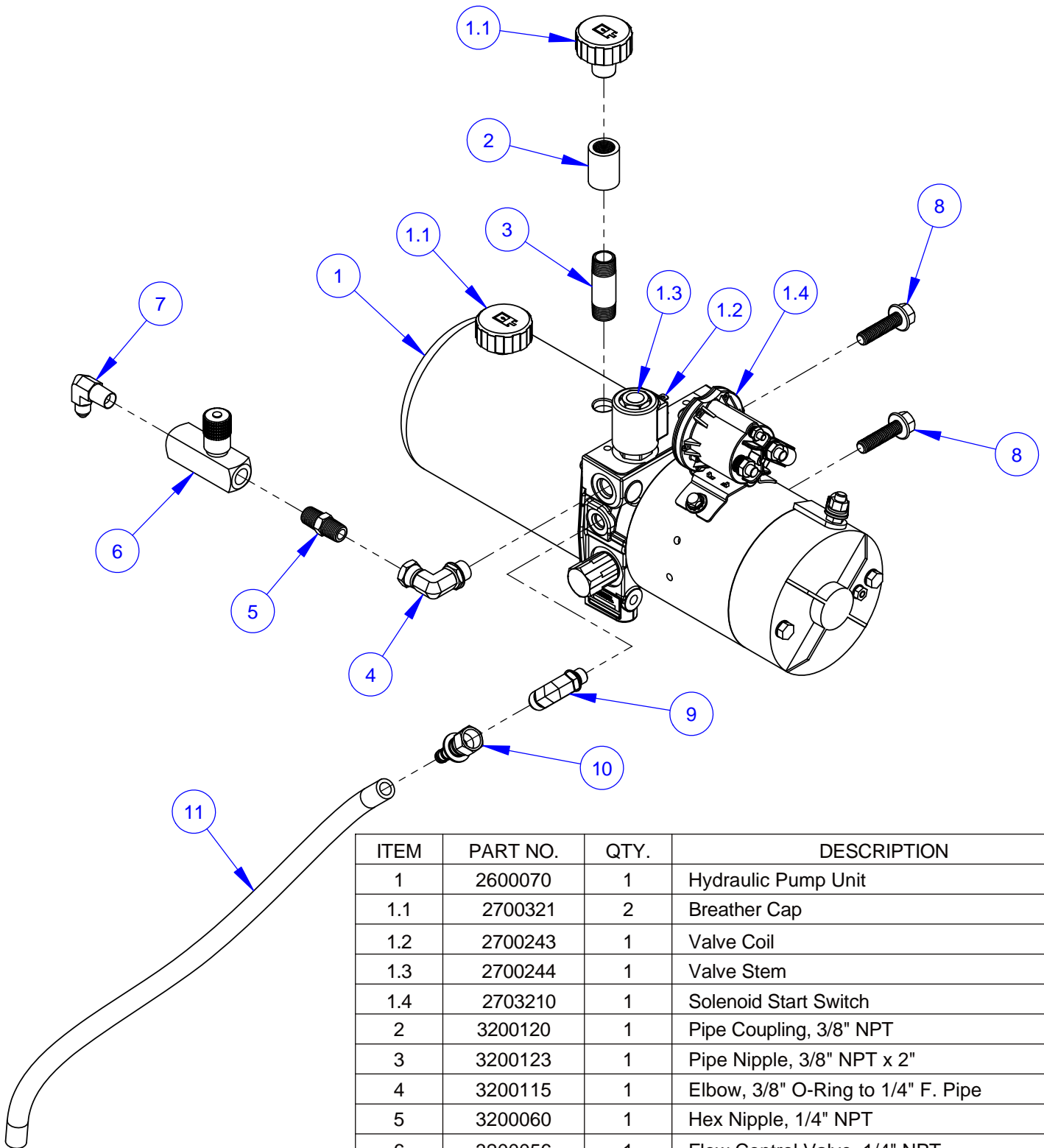


ITEM	PART NO.	QTY.	DESCRIPTION
1	6010670	1	Battery Platform
2	6010554	1	Battery Support Brace
3	2900019	6	Cap Screw, Hex Hd., 5/16-18 x 3/4"
4	2900022	6	Flat Washer, 5/16" SAE
5	2900039	5	Lock Nut, 5/16-18 Nylon
6	2900031	1	Lock Washer, 5/16" Split
7	6010017	1	Battery Top Brace
8	6010344	2	Rod, 1/4-20 x 9-1/2"
9	2900010	4	Lock Nut, 1/4-20 Nylon
10	6010016	1	Battery Pad
11	2800465	1	Battery, 12 Volt Group Size 24
12	2800073	1	Battery Cable, Positive (Red)
13	2800072	1	Battery Cable, Negative (Black)
14	2800095	1	Battery Cable, 14" Positive (Red)
15	2800182	1	Battery Cable, 14" Negative (Black)
16	2800256	1	Battery Boot, Large (Red)
17	2800257	1	Battery Boot, Large (Black)
18	2800197	2	Battery Boot, Small (Red)
19	2800198	2	Battery Boot, Small (Black)
20	2900014	1	Flat Washer, 3/8" SAE
21	2900006	1	Lock Washer, 3/8" Split
22	2900196	1	Cap Screw, Hex Hd., 3/8-16 x 3/4"



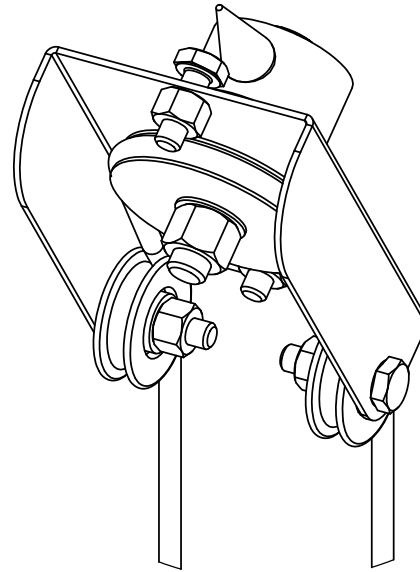
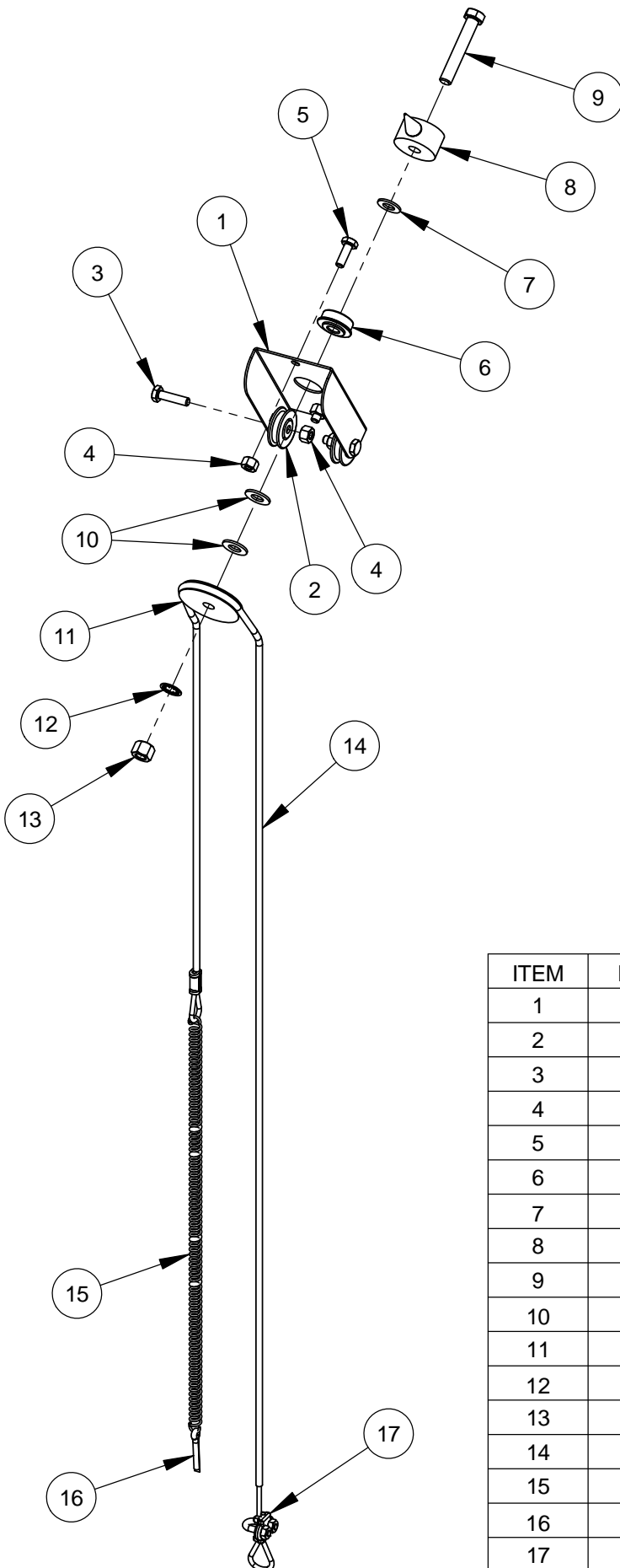
## **Hydraulic Pump Assembly #6010213**

**(Includes Items #1 - #8)**



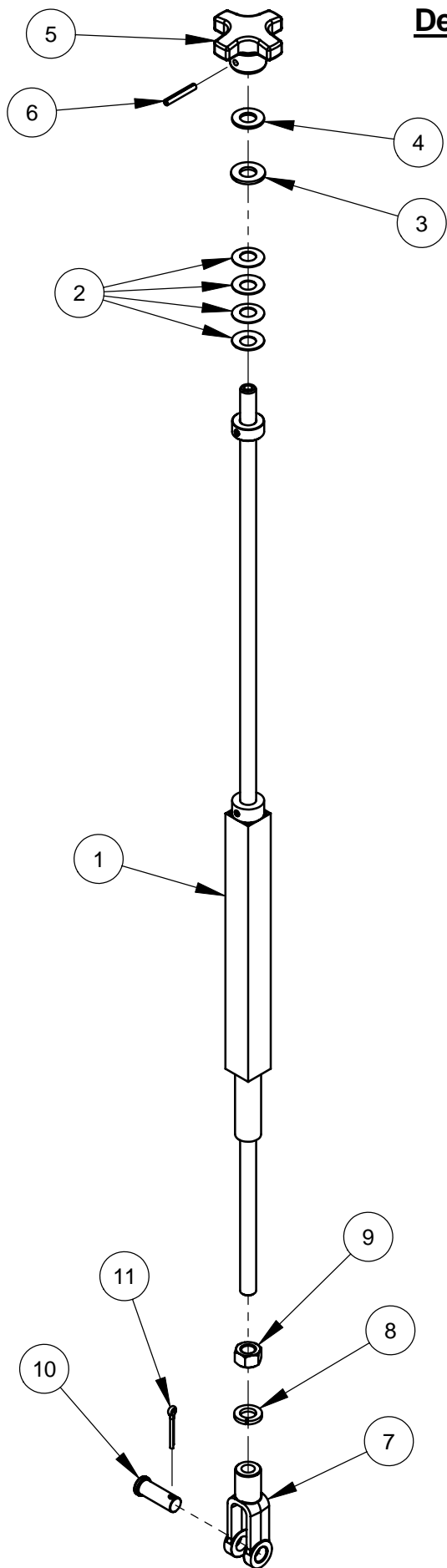
ITEM	PART NO.	QTY.	DESCRIPTION
1	2600070	1	Hydraulic Pump Unit
1.1	2700321	2	Breather Cap
1.2	2700243	1	Valve Coil
1.3	2700244	1	Valve Stem
1.4	2703210	1	Solenoid Start Switch
2	3200120	1	Pipe Coupling, 3/8" NPT
3	3200123	1	Pipe Nipple, 3/8" NPT x 2"
4	3200115	1	Elbow, 3/8" O-Ring to 1/4" F. Pipe
5	3200060	1	Hex Nipple, 1/4" NPT
6	3200056	1	Flow Control Valve, 1/4" NPT
7	3200057	1	Elbow, 1/4" M. Pipe to 1/4" M. JIC
8	2901595	2	Cap Screw, Hex Flange Hd., 3/8-16 x 1-1/2"
9	3200116	1	Elbow, 1/4" O-Ring to 3/8" M. JIC
10	3200046	1	Fitting, 3/8" F. JIC to 3/8" Push Lock
11	6010059	1	Clear Hose, 3/8" I.D. x 19"

## Depth Indicator Assembly #6010214



ITEM	PART NO.	QTY.	DESCRIPTION
1	6010092	1	Depth Indicator Mount Bracket
2	2500155	2	Cable Pulley, 1-1/4"
3	2900008	2	Cap Screw, Hex Hd., 1/4-20 x 1"
4	2900010	4	Lock Nut, 1/4-20 Nylon
5	2900144	2	Cap Screw, Hex Hd., 1/4-20 x 3/4"
6	2500145	1	Flange Bearing, 3/8"
7	2901383	1	Friction Washer, 3/8"
8	6010091	1	Depth Indicator Pointer
9	2900079	1	Cap Screw, Hex Hd., 3/8-16 x 2-1/4"
10	2900014	2	Flat Washer, 3/8" SAE
11	6010093	1	Cable Pulley, 2"
12	2900254	1	Lock Washer, 3/8" Internal Tooth
13	2900018	1	Lock Nut, 3/8-16 Nylon
14	6010094	1	Depth Indicator Cable with Crimp, 48"
15	2500196	1	Spring, 3/8" x 15"
16	2900055	1	Cotter Pin, 3/16" x 1"
17	2500214	1	Cable Clamp

# Depth Stop Assembly #6010215



ITEM	PART NO.	QTY.	DESCRIPTION
1	6010097	1	Depth Stop Weldment
2	2900665	4	Belleville Washer, 1/2"
3	2900058	1	Flat Washer, 1/2" SAE
4	2900239	1	Friction Washer, 1/2"
5	6010095	1	Depth Stop Knob
6	2900132	1	Roll Pin, 3/16" x 1-1/4"
7	2900158	1	Yoke, 1/2-13
8	2900084	1	Lock Washer, 1/2" Split
9	2900037	1	Hex Nut, 1/2-13
10	2900007	1	Clevis Pin, 1/2" Dia. x 1-3/8"
11	2900004	1	Cotter Pin, 1/8" x 1"

### Air Cleaner Assembly #6010717

1. Main cylindrical air filter housing with pleated filter element.

2. Pleated filter element.

3. Top cap.

4. Gasket between top cap and housing.

5. Spring between top cap and housing.

6. Bottom cap.

7. Gasket between bottom cap and housing.

8. Spring between bottom cap and housing.

9. Side panel.

10. Screws for side panel.

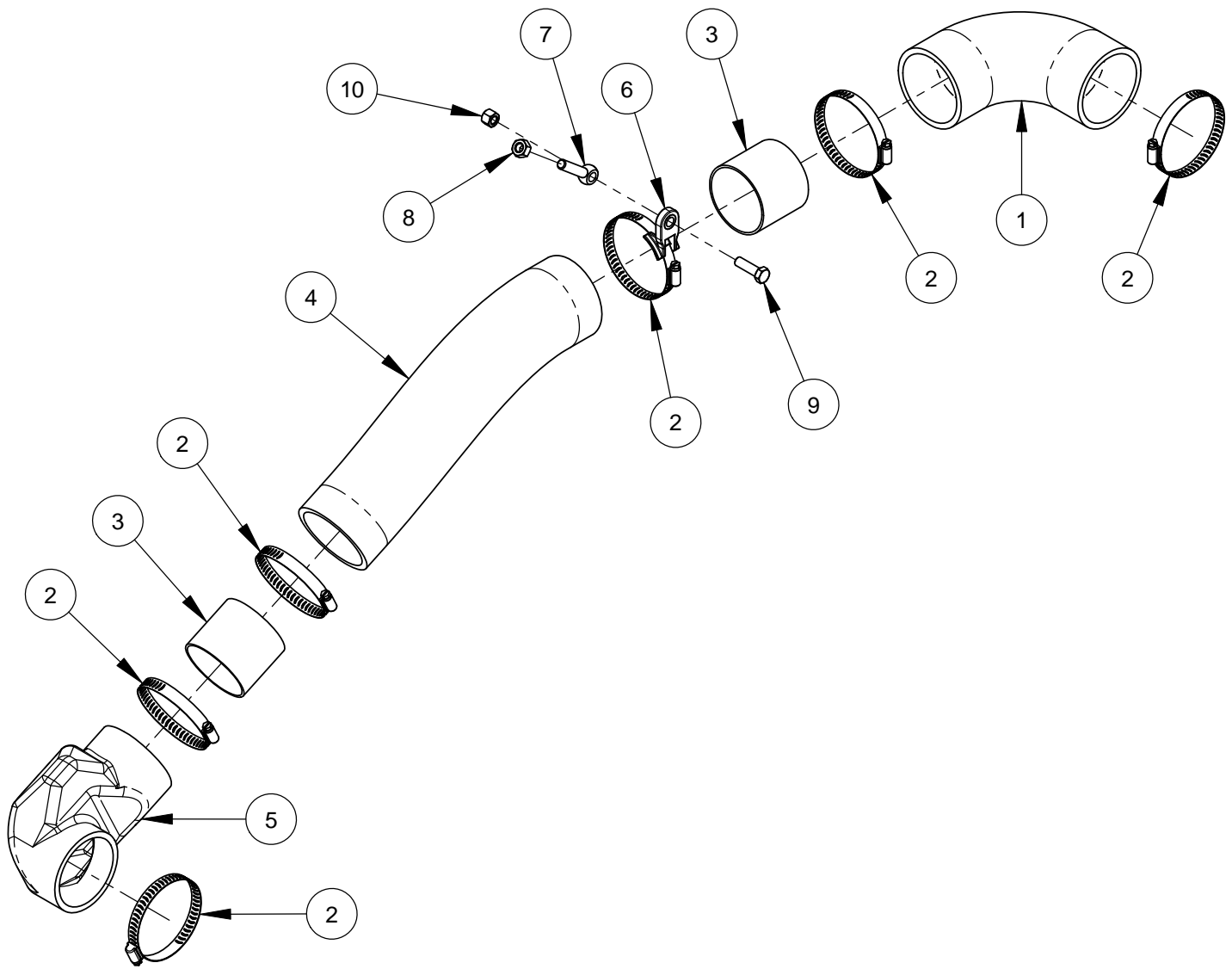
11. Bracket for side panel.

12. Screws for bracket.

13. Bracket for side panel.

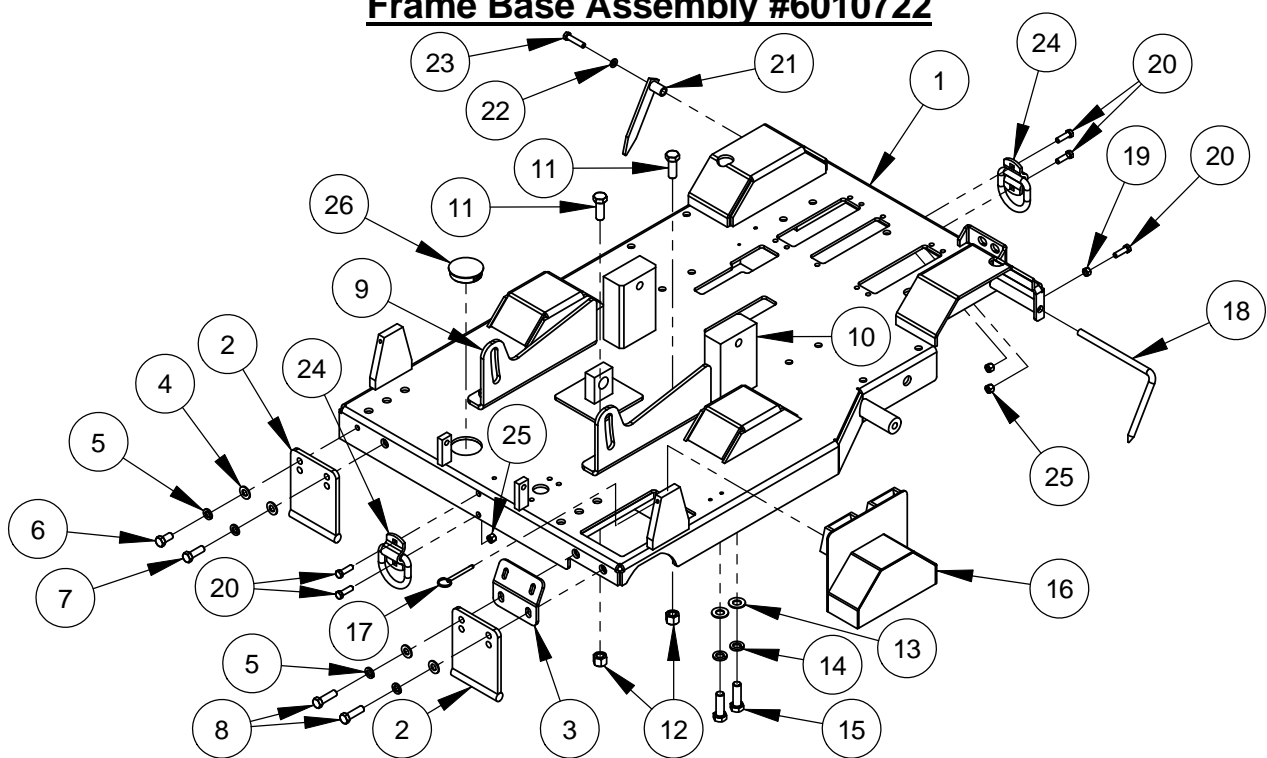
20

## Air Intake Assembly #6010847



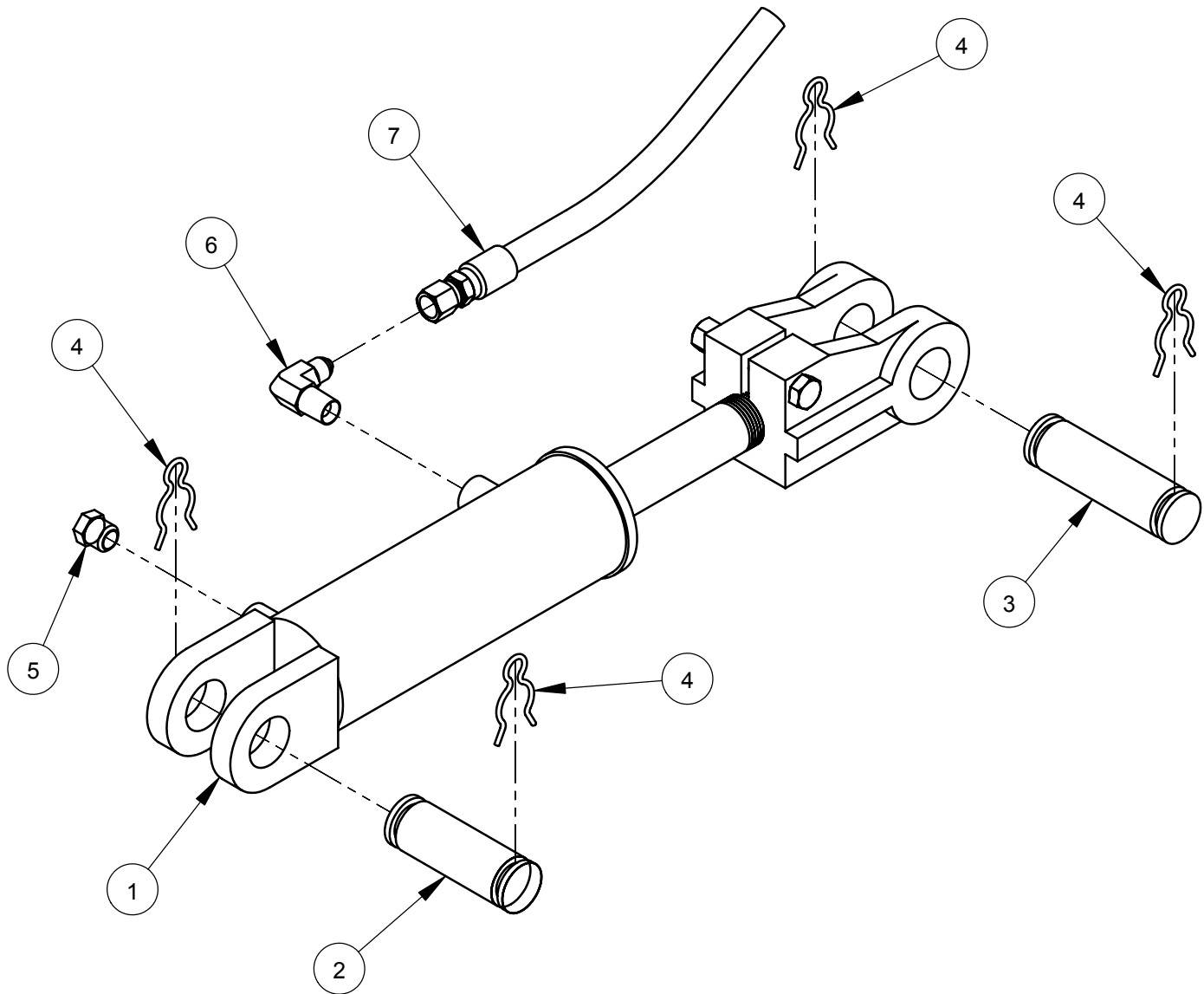
ITEM	PART NO.	QTY.	DESCRIPTION
1	2500669	1	Hose Elbow, 3" I.D.
2	3200197	6	Hose Clamp #52
3	6010559	2	Connector Tube, 3" O.D.
4	6010848	1	Air Cleaner Hose, 3" I.D. x 16"
5	2501660	1	Hose Elbow, 3" I.D. Cobra
6	2501753	1	Hose Mount Support
7	2900592	1	Eyebolt, M10 x 50mm
8	2900325	1	Hex Nut, M10-1.5
9	2900013	1	Cap Screw, Hex Hd., 3/8-16 x 1-1/4"
10	2900018	1	Lock Nut, 3/8-16 Nylon

## **Frame Base Assembly #6010722**



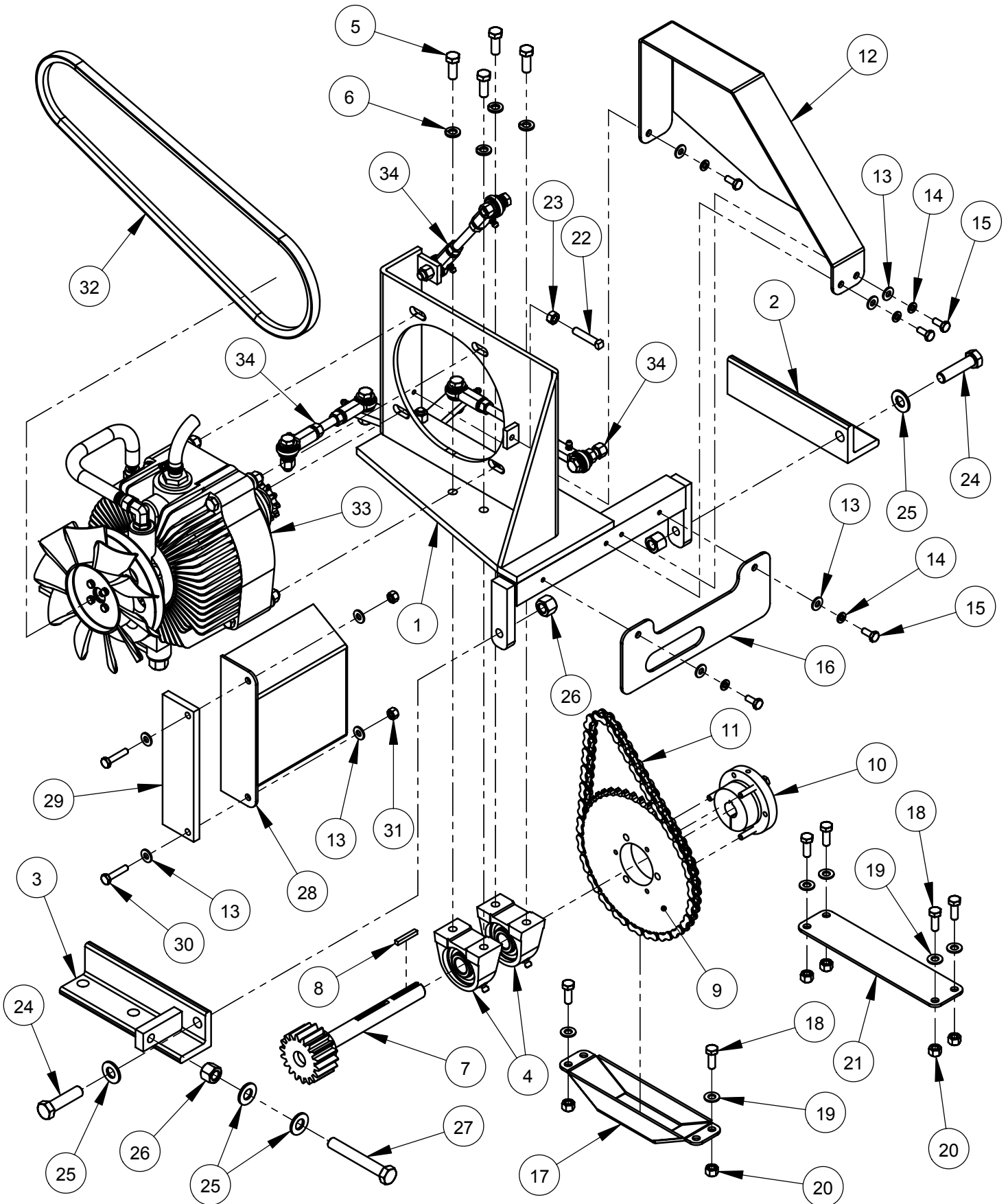
ITEM	PART NO.	QTY.	DESCRIPTION
1	6010662A	1	Frame Base
2	6010681	2	Skid Plate
3	6010680	1	Guard Attachment Plate (25 degree)
4	2900058	4	Flat Washer, 1/2" SAE
5	2900084	4	Lock Washer, 1/2" Split
6	2900086	1	Cap Screw, Hex Hd., 1/2-13 x 1"
7	2900499	1	Cap Screw, Hex Hd., 1/2-13 x 1-1/2"
8	2900139	2	Cap Screw, Hex Hd., 1/2-13 x 1-3/4"
9	6010660	2	Forward Engine Mount
10	6010661	2	Rear Engine Mount
11	2900147	4	Cap Screw, Hex Hd., 5/8-11 x 1-3/4"
12	2900135	4	Lock Nut, 5/8-11 Nylon
13	2900002	4	Flat Washer, 5/8" SAE
14	2900113	4	Lock Washer, 5/8" Split
15	2900136	4	Cap Screw, Hex Hd., 5/8-11 x 2"
16	6010645	1	Shaft/Flange Guard (Wide)
17	2900156	1	Lock Pin with Ring
18	6010683	1	Rear Pointer Rod
19	2900033	1	Hex Nut, 3/8-16
20	2900013	5	Cap Screw, Hex Hd., 3/8-16 x 1-1/4"
21	6010022	1	Rear Pointer
22	2900006	1	Lock Washer, 3/8" Split
23	2900047	1	Cap Screw, Hex Hd., 3/8-16 x 1-3/4"
24	2504368	2	Tie Down
25	2900018	4	Lock Nut, 3/8-16 Nylon
26	2502038	1	Plug, 2-1/2" Hole

## Hydraulic Cylinder Assembly #6010714



ITEM	PART NO.	QTY.	DESCRIPTION
1	2500177	1	Hydraulic Cylinder
2	6010031	1	Cylinder Pin, 3"
3	6010119	1	Cylinder Pin, 3-1/2"
4	2900064	4	Hair Pin Cotter, 3/4"
5	3200067	1	Cylinder Breather, 1/4" NPT
6	3200057	1	Elbow, 1/4" M. Pipe to 1/4" M. JIC
7	3200054	1	Hose Assembly, 32" Long

## Rear Drive Assembly #6010723 (Eaton)

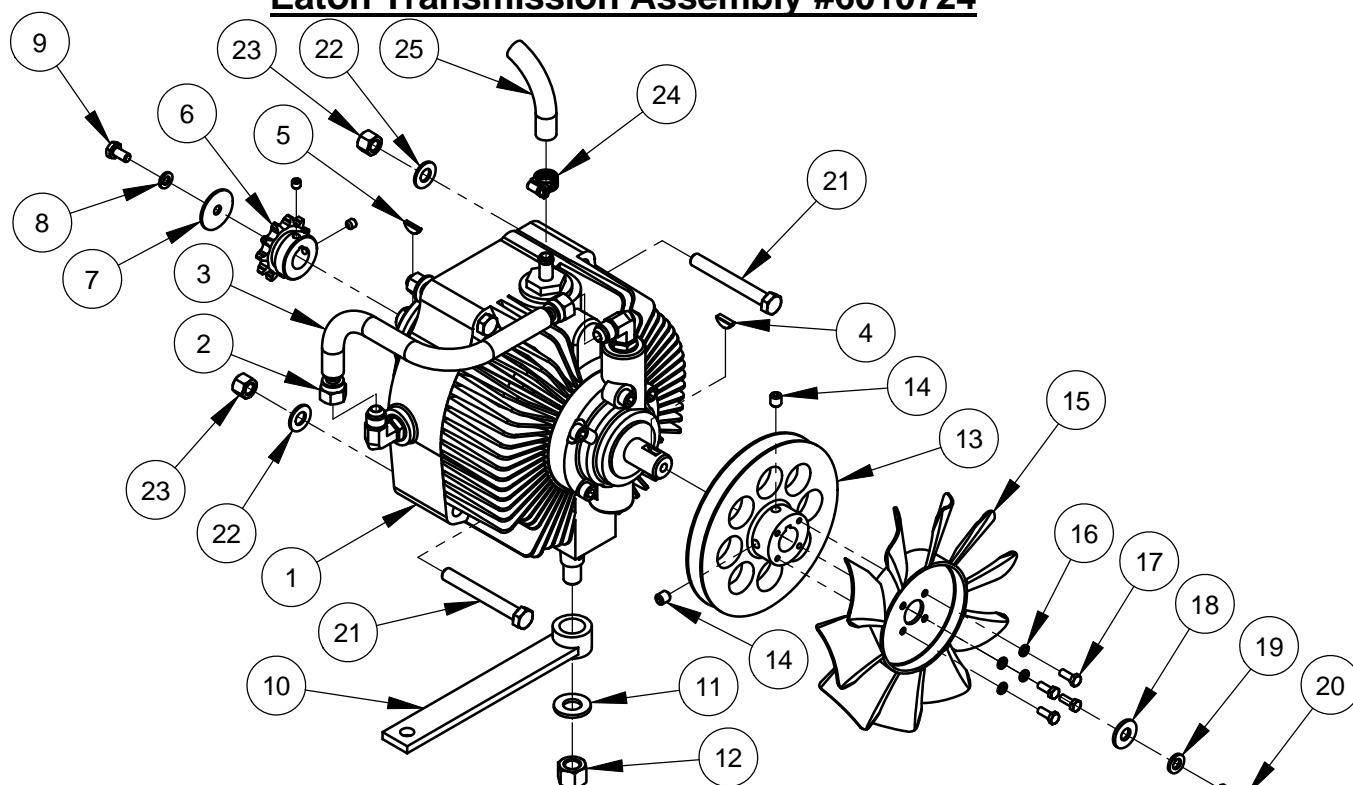




## **Rear Drive Assembly #6010723 (Eaton)**

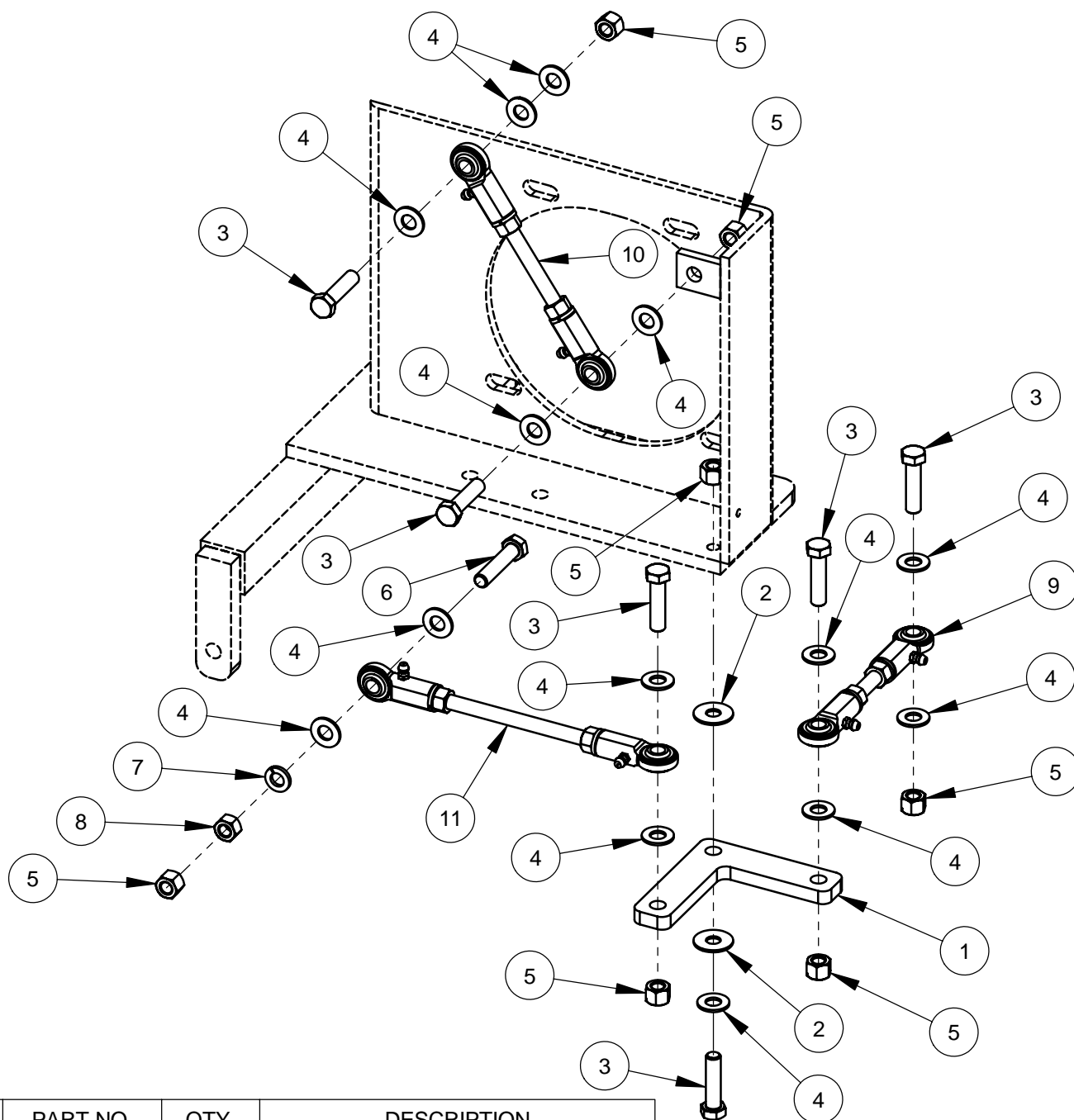
ITEM	PART NO.	QTY.	DESCRIPTION
1	6010068	1	Transmission Platform Weldment
2	6010027	1	Mount Foot, Right Hand
3	6010028	1	Mount Foot, Left Hand
4	2500159	2	Pillow Block Bearing, 3/4"
5	2900005	4	Cap Screw, Hex Hd., 3/8-16 x 1"
6	2900006	4	Lock Washer, 3/8" Split
7	6010664	1	Transmission Jackshaft, 18 Tooth
8	6048229	1	Key, 3/16" Sq. x 1-1/4"
9	2500148	1	Sprocket, #40 x 45 Tooth
10	2500149	1	QD Bushing, SDS x 3/4" w/Fasteners
11	6010069	1	Chain, #40 x 56 Pitch
12	6010671	1	Chain Guard
13	2900009	9	Flat Washer, 1/4" SAE
14	2900024	5	Lock Washer, 1/4" Split
15	2900023	5	Cap Screw, Hex Hd., 1/4-20 x 5/8"
16	6010679	1	Gear Guard
17	6010674	1	Sprocket Guard
18	2900668	6	Cap Screw, Hex Hd., 5/16-18 x 7/8"
19	2900022	6	Flat Washer, 5/16" SAE
20	2900039	6	Lock Nut, 5/16-18 Nylon
21	6010678	1	Cover Plate (Wide)
22	2900140	1	Set Screw, Sq. Hd., 5/16-18 x 1-1/2"
23	2900141	1	Hex Nut, 5/16-18
24	2900106	2	Cap Screw, Hex Hd., 1/2-13 x 2"
25	2900058	4	Flat Washer, 1/2" SAE
26	2900026	3	Lock Nut, 1/2-13 Nylon
27	2900542	1	Tap Bolt, Hex Hd., 1/2-13 x 3-1/2"
28	6010673	1	Fan Guard
29	6010735	1	Spacer, Fan Guard
30	2900052	2	Cap Screw, Hex Hd., 1/4-20 x 1-1/4"
31	2900010	2	Lock Nut, 1/4-20 Nylon
32	2501946	1	V-Belt, AX39
33	6010724	1	Eaton Transmission Assembly
34	6010725	1	Linkage Assembly

## Eaton Transmission Assembly #6010724



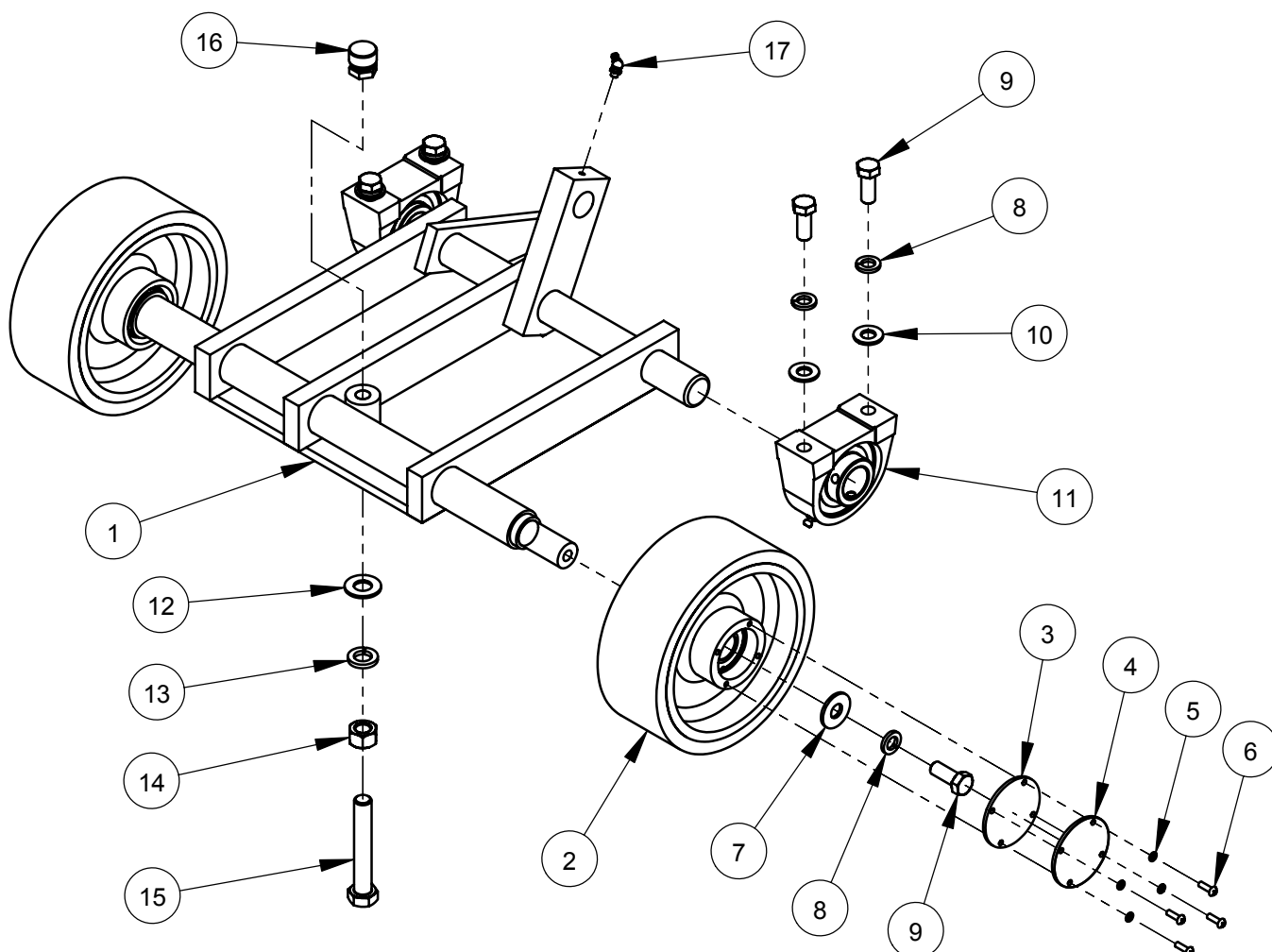
ITEM	PART NO.	QTY.	DESCRIPTION
1	2600068	1	Eaton Hydrostatic Transmission
2	3200046	2	Fitting, 3/8" F. JIC to 3/8" Push Lock
3	6010060	1	Oil Recirculation Hose, 3/8" I.D. x 9"
4	2900143	1	Woodruff Key #61, 3/16" x 5/8"
5	2900063	1	Woodruff Key #405, 1/8" x 5/8"
6	2500150	1	Sprocket, #40 x 11 Tooth w/Setscrews
7	2900083	1	Fender Washer, 1/4" x 1-1/4"
8	2900024	1	Lock Washer, 1/4" Split
9	2900082	1	Cap Screw, Hex Hd., 1/4-20 x 1/2"
10	6010064	1	Shift Lever
11	2900058	1	Flat Washer, 1/2" SAE
12	2900026	1	Lock Nut, 1/2-13 Nylon
13	6010682	1	Transmission Pulley 5.5"
14	2900142	2	Set Screw, Soc. Hd., 5/16-18 x 3/8"
15	2500519	1	Cooling Fan, 7"
16	2900038	4	Lock Washer, #10 Split
17	2900448	4	Machine Screw, Hex Hd., #10-32 x 1/2"
18	2900567	1	Flat Washer, 5/16" USS
19	2900031	1	Lock Washer, 5/16" Split
20	2900019	1	Cap Screw, Hex Hd., 5/16-18 x 3/4"
21	2900035	4	Cap Screw, Hex Hd., 3/8-16 x 3"
22	2900014	4	Flat Washer, 3/8" SAE
23	2900018	4	Lock Nut, 3/8-16 Nylon
24	3200062	1	Hose Clamp #4
25	6010059	1	Clear Hose, 3/8" I.D. x 19"

## Linkage Assembly #6010725



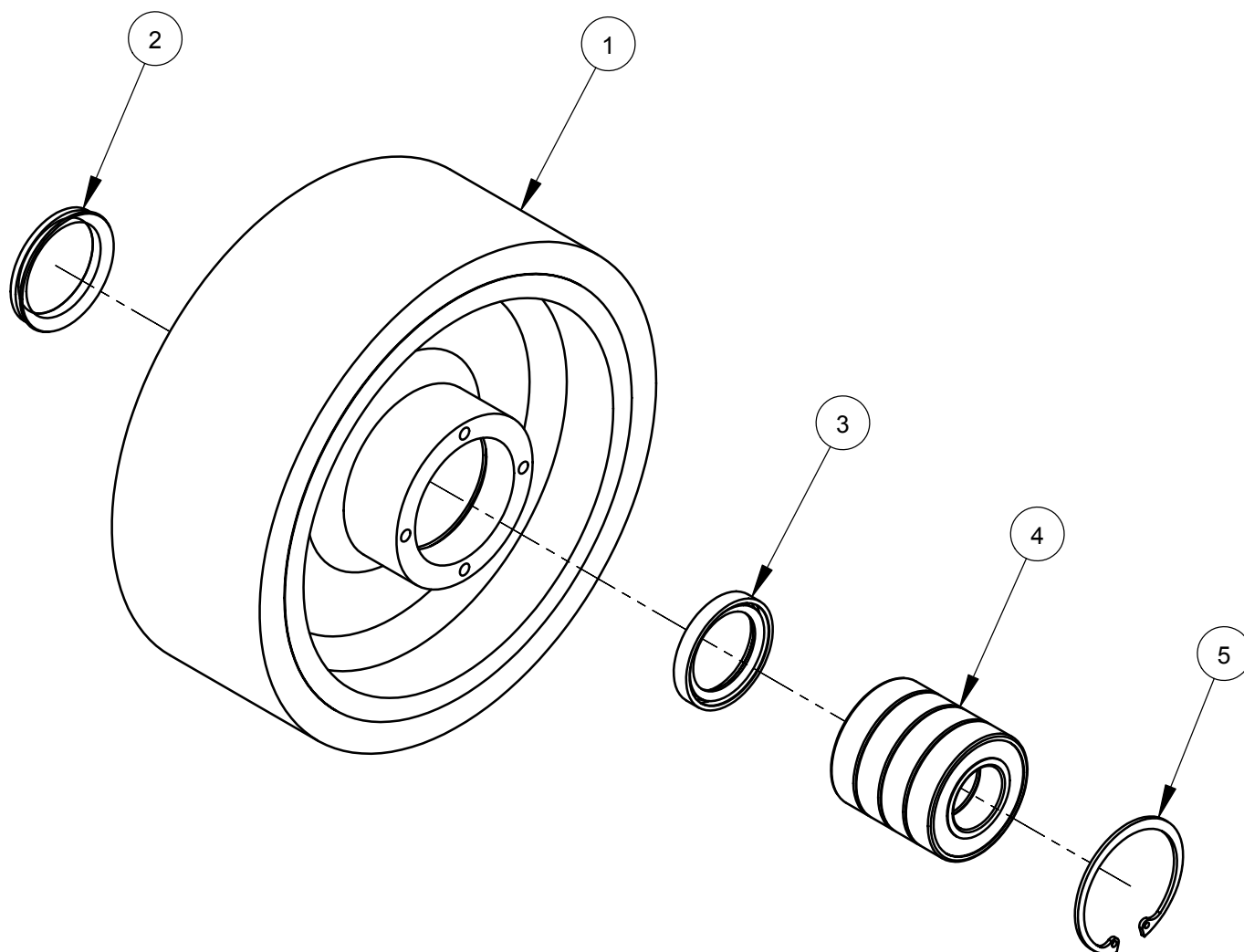
ITEM	PART NO.	QTY.	DESCRIPTION
1	6010067	1	Bell Crank
2	2900153	2	Friction Washer, 3/8"
3	2900029	6	Cap Screw, Hex Hd., 3/8-16 x 1-1/2"
4	2900014	14	Flat Washer, 3/8" SAE
5	2900018	7	Lock Nut, 3/8-16 Nylon
6	2900047	1	Cap Screw, Hex Hd., 3/8-16 x 1-3/4"
7	2900006	1	Lock Washer, 3/8" Split
8	2900033	1	Hex Nut, 3/8-16
9	6010704	1	Linkage Assembly 5-1/8"
10	6010705	1	Linkage Assembly 6-1/4"
11	6010706	1	Linkage Assembly 8"

## Front Axle Assembly #6010562



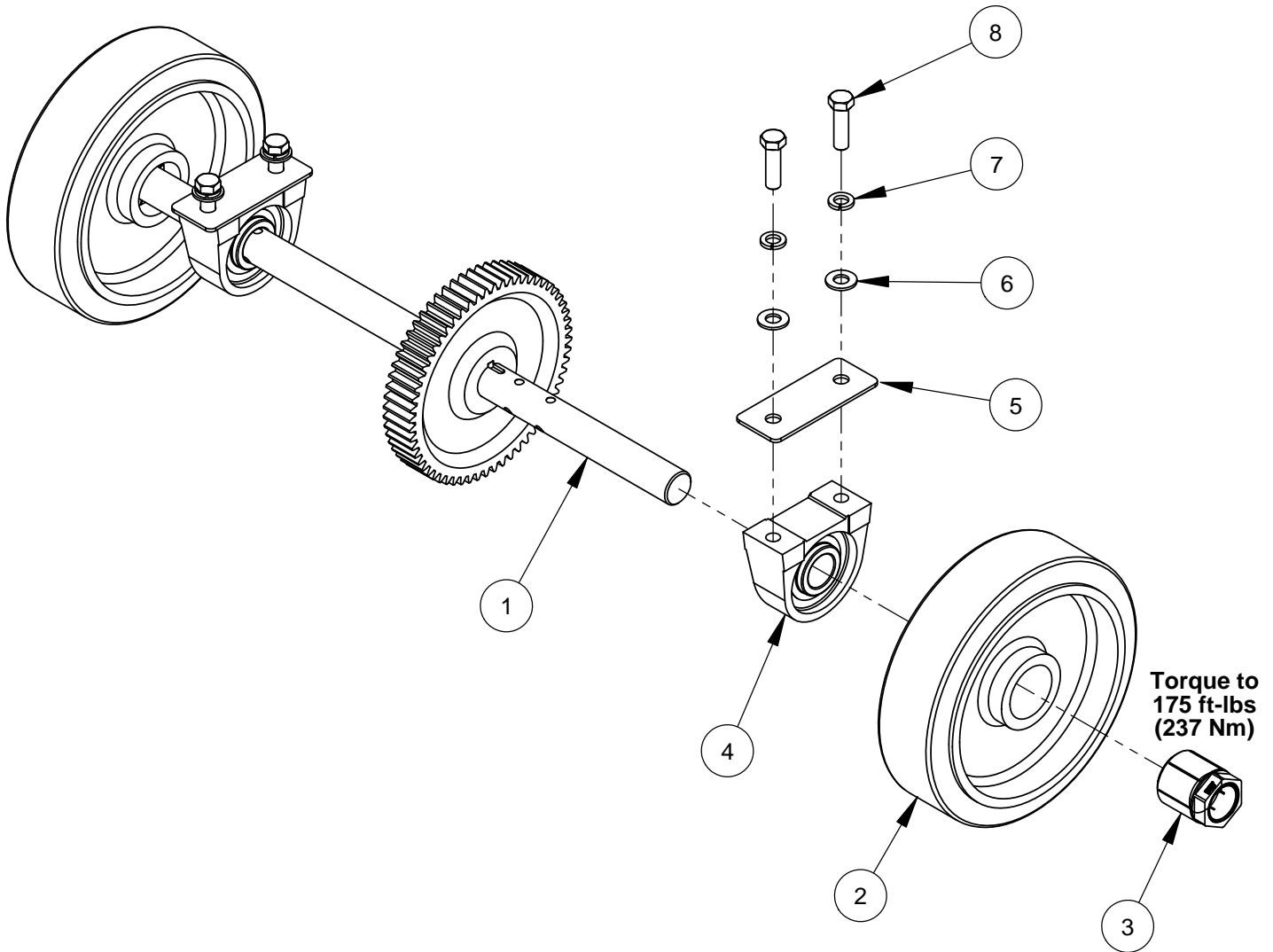
ITEM	PART NO.	QTY.	DESCRIPTION
1	6010535	1	Front Axle Weldment
2	6010581	2	Wheel Assembly, 8" Front
3	2501393	2	Wheel Cover Gasket
4	6010536	2	Wheel Cover
5	2900038	8	Lock Washer, #10 Split
6	2900159	8	Machine Screw, Rd. Hd., #10-24 x 5/8"
7	2900127	2	Flat Washer, 1/2" USS
8	2900084	6	Lock Washer, 1/2" Split
9	2900025	6	Cap Screw, Hex Hd., 1/2-13 x 1-1/4"
10	2900058	4	Flat Washer, 1/2" SAE
11	2500158	2	Pillow Block Bearing 1-1/4"
12	2900002	1	Flat Washer, 5/8" SAE
13	2900113	1	Lock Washer, 5/8" Split
14	2900112	1	Hex Nut, 5/8-11
15	2900492	1	Tap Bolt, Hex Hd., 5/8-11 x 4"
16	2900446	1	Swivel Pad Nut, 5/8-11
17	2900184	1	Grease Fitting, 1/8" NPT x 45 degree

## Front Wheel Assembly #6010581



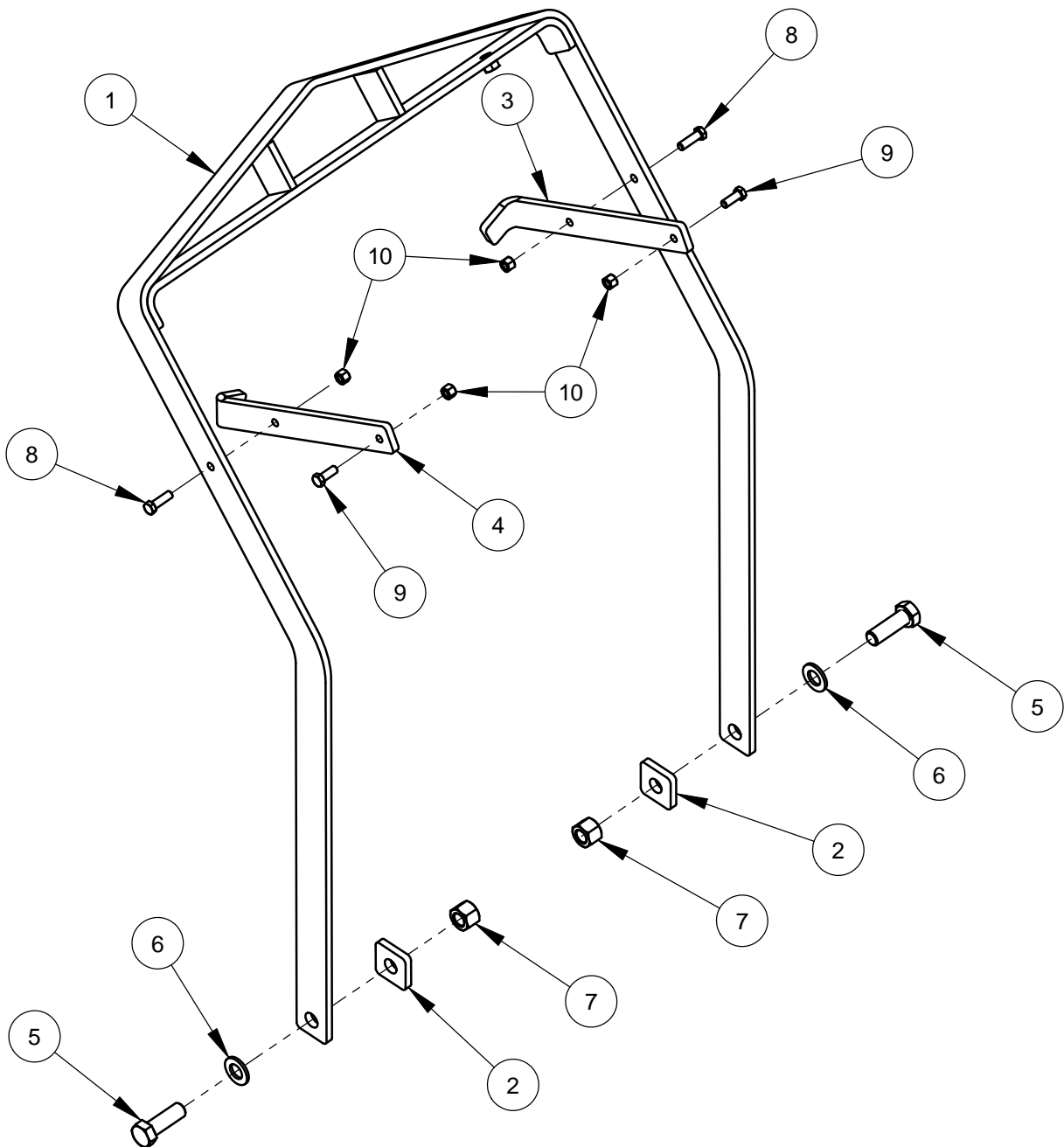
ITEM	PART NO.	QTY.	DESCRIPTION
1	2501390	1	Wheel, 8" Front
2	2501428	1	Seal, 1-1/2" V-Ring
3	2501391	1	Seal, 1-1/4" x 1-3/4" x 1/4"
4	2501418	4	Ball Bearing, 1" x 2" x 1/2"
5	2501392	1	Retaining Ring, 2" Internal

## Rear Axle Assembly #6010743



ITEM	PART NO.	QTY.	DESCRIPTION
1	6010686	1	Rear Axle Weldment w/60 Tooth Gear
2	2500873	2	Wheel, 10" Rear with 2" Bore
3	2500874	2	Trantorque Bushing, 1-1/4"
4	2500158	2	Pillow Block Bearing 1-1/4"
5	6010024	2	Rear Axle Bearing Spacer, 1/8"
6	2900058	4	Flat Washer, 1/2" SAE
7	2900084	4	Lock Washer, 1/2" Split
8	2900139	4	Cap Screw, Hex Hd., 1/2-13 x 1-3/4"

## Frame Lift Assembly #6010784



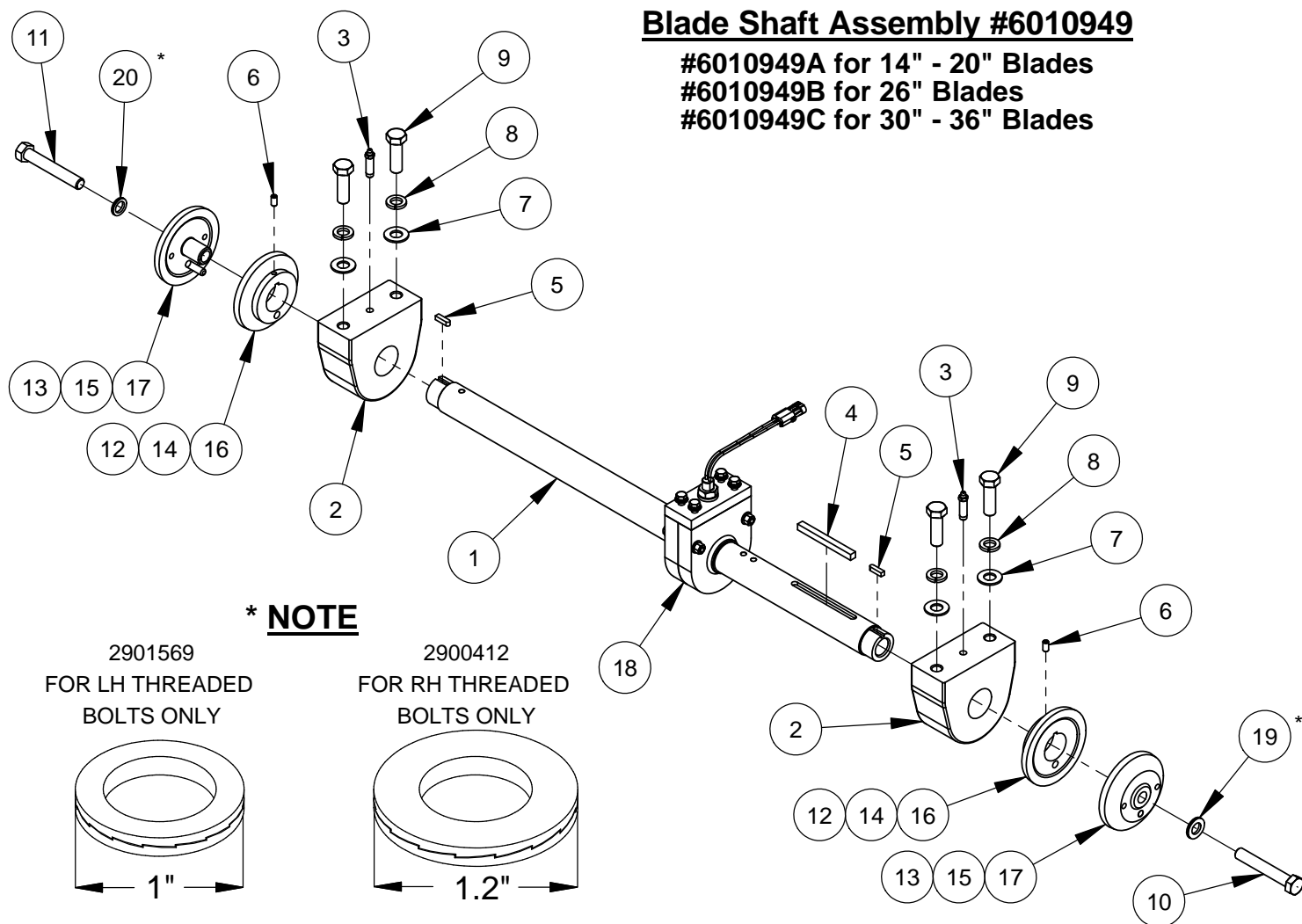
ITEM	PART NO.	QTY.	DESCRIPTION
1	6013051	1	Frame Lift
2	6013053	2	Frame Lift Spacer
3	6010776A	1	Frame Lift Stop Brace
4	6010776B	1	Frame Lift Stop Brace
5	2900465	2	Cap Screw, Hex Hd., 3/4-10 x 2-1/4"
6	2900003	2	Flat Washer, 3/4" SAE
7	2900467	2	Lock Nut, 3/4-10 Nylon
8	2900013	2	Cap Screw, Hex Hd., 3/8-16 x 1-1/4"
9	2900005	2	Cap Screw, Hex Hd., 3/8-16 x 1"
10	2900018	4	Lock Nut, 3/8-16 Nylon

## Blade Shaft Assembly #6010949

#6010949A for 14" - 20" Blades

#6010949B for 26" Blades

#6010949C for 30" - 36" Blades



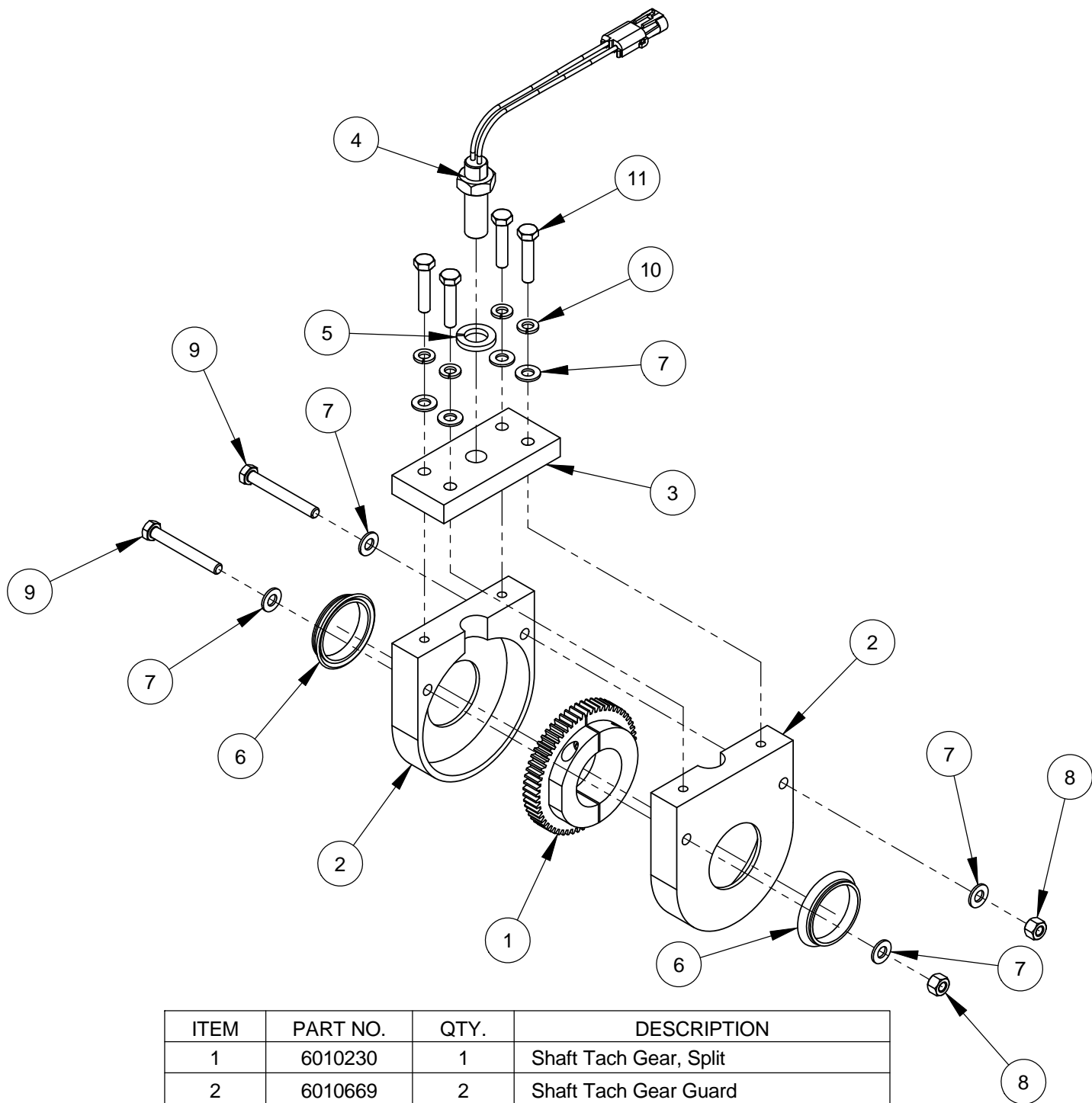
ITEM	PART NO.	6010949A/ QTY.	6010949B/ QTY.	6010949C/ QTY.	DESCRIPTION
1	6010543	1	1	1	Blade Shaft
2	2500151	2	2	2	Blade Shaft Bearing, 1-3/4"
3	2900264	2	2	2	Grease Fitting, 1/8" NPT x 1-3/4"
4	4645006	1	1	1	Key, 3/8" Sq. x 4"
5	6010040	2	2	2	Key, 1/4" Sq. x 15/16"
6	2900418	2	2	2	Set Screw, Soc. Hd., 5/16-18 x 5/8"
7	2900002	4	4	4	Flat Washer, 5/8" SAE
8	2900113	4	4	4	Lock Washer, 5/8" Split
9	2900136	4	4	4	Cap Screw, Hex Hd., 5/8-11 x 2"
10	2900146	1	1	1	Cap Screw, Hex Hd., 5/8-11 x 4"
11	2900130	1	1	1	Cap Screw, Hex Hd., 5/8-11 x 4" LH
12	6010036	2	-	-	Inner Flange 4-1/2"
13	6010037	2	-	-	Outer Flange 4-1/2" with Pin
14	6010255	-	2	-	Inner Flange 5"
15	6047907	-	2	-	Outer Flange 5" with Pin
16	6010038	-	-	2	Inner Flange 6"
17	6010039	-	-	2	Outer Flange 6" with Pin
18	6010697	1	1	1	Shaft Tach Gear Assembly
19	2900412	1	1	1	Lock Washer, Wedge 5/8"
20	2901569	1	1	1	Lock Washer, Wedge 5/8" LH

\* See Note

\* See Note

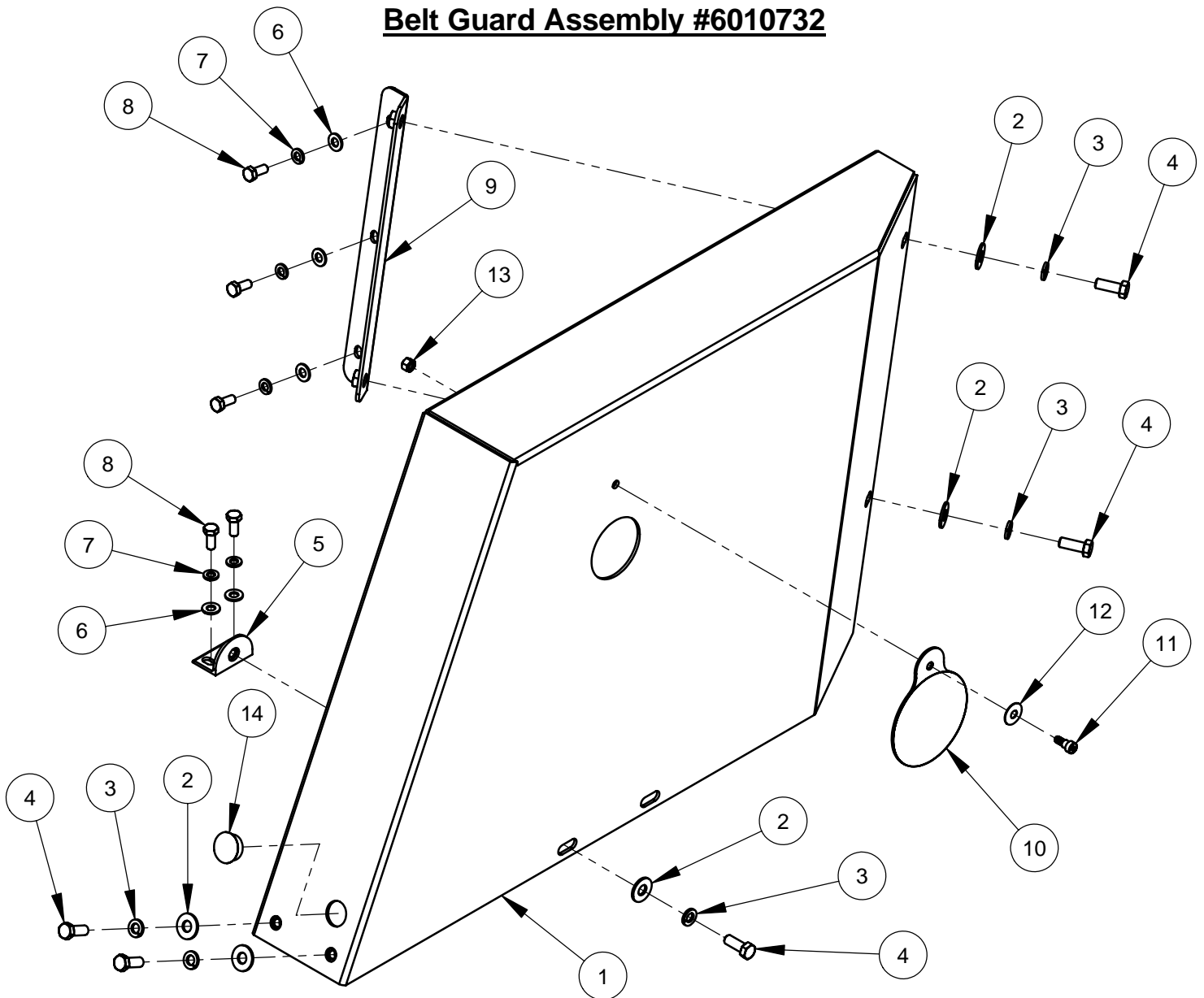


## Shaft Tach Gear Assembly #6010697



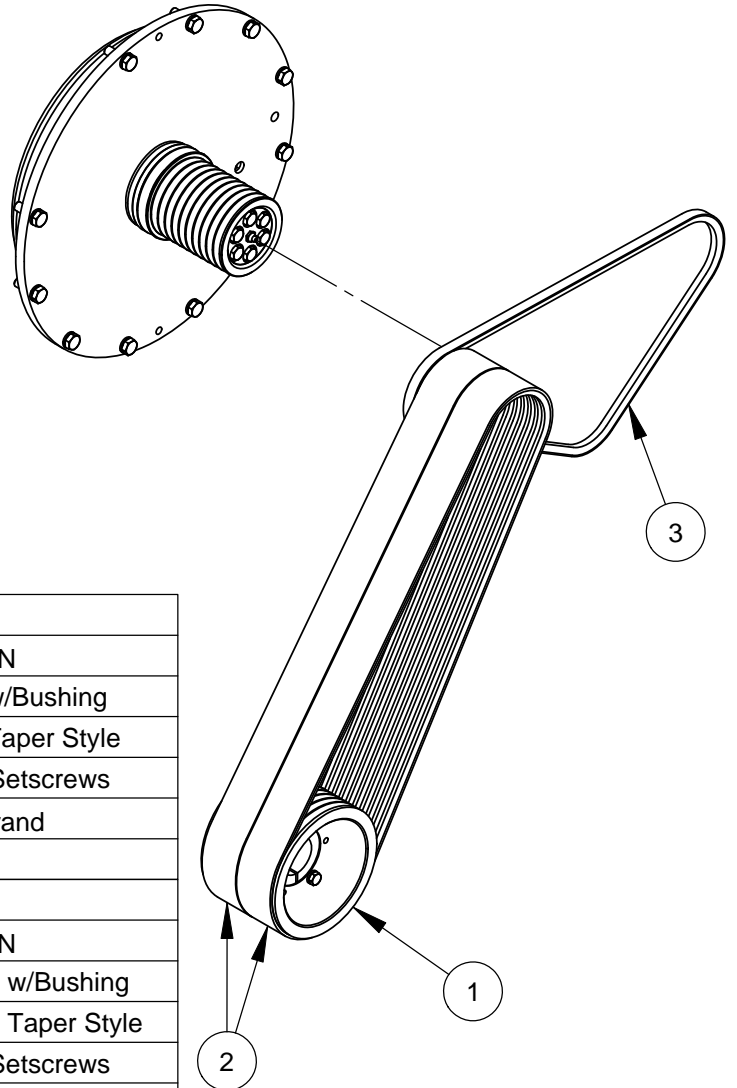
ITEM	PART NO.	QTY.	DESCRIPTION
1	6010230	1	Shaft Tach Gear, Split
2	6010669	2	Shaft Tach Gear Guard
3	6010668	1	Shaft Tach Guard Spacer 5/8"
4	2800169	1	Magnetic Sensor w/Jam Nut
5	2900113	1	Lock Washer, 5/8" Split
6	2501752	2	Seal, 1-3/4" V-Ring
7	2900022	8	Flat Washer, 5/16" SAE
8	2900039	2	Lock Nut, 5/16-18 Nylon
9	2900726	2	Cap Screw, Hex Hd., 5/16-18 x 2-1/2"
10	2900031	4	Lock Washer, 5/16" Split
11	2900508	4	Cap Screw, Hex Hd., 5/16-18 x 1-1/2"

## Belt Guard Assembly #6010732



ITEM	PART NO.	QTY.	DESCRIPTION
1	6010690	1	Belt Guard
2	2900473	5	Flat Washer, 3/8" USS
3	2900006	5	Lock Washer, 3/8" Split
4	2900005	5	Cap Screw, Hex Hd., 3/8-16 x 1"
5	6010558	1	Guard Mounting Tab, 3/8-16
6	2900022	5	Flat Washer, 5/16" SAE
7	2900031	5	Lock Washer, 5/16" Split
8	2900019	5	Cap Screw, Hex Hd., 5/16-18 x 3/4"
9	6010556	1	Belt Guard Mount Bracket
10	6010768	1	Swing Cover Plate with Label
11	2900246	1	Shoulder Screw, 5/16" x 1/4" (1/4-20)
12	2900252	1	Belleville Washer, 5/16"
13	2900010	1	Lock Nut, 1/4-20 Nylon
14	2500489	1	Plug, 1" Hole

## **Belt Drive Assembly #6010948**



### **14" BLADE DRIVE #6010948A**

ITEM	PART NO.	QTY.	DESCRIPTION
1	6010658	1	Sheave, 4" x 10 Groove w/Bushing
	2501380	1	Sheave, 4" x 10 Groove Taper Style
	2501410	1	Taper Bushing, 1-3/4" w/Setscrews
2	2502041	1	Belt Set, 5/3VX530 - 5 Strand
3	2501781	1	V-Belt, AX42

### **20" BLADE DRIVE #6010948B**

ITEM	PART NO.	QTY.	DESCRIPTION
1	6010545	1	Sheave, 4.5" x 10 Groove w/Bushing
	2501381	1	Sheave, 4.5" x 10 Groove Taper Style
	2501410	1	Taper Bushing, 1-3/4" w/Setscrews
2	2502041	1	Belt Set, 5/3VX530 - 5 Strand
3	2501781	1	V-Belt, AX42

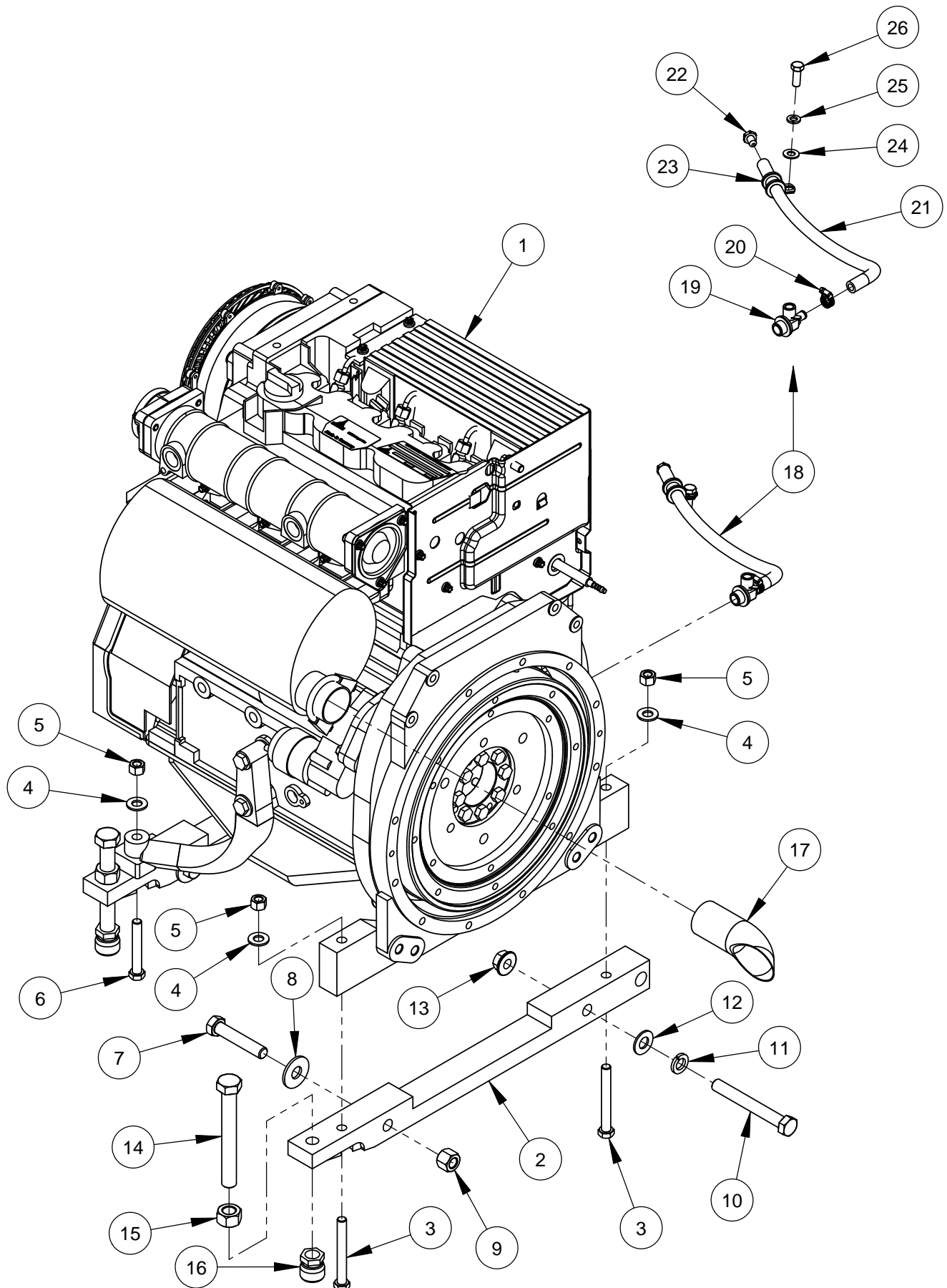
### **26" BLADE DRIVE #6010948C**

ITEM	PART NO.	QTY.	DESCRIPTION
1	6010573	1	Sheave, 5" x 10 Groove w/Bushing
	2500655	1	Sheave, 5" x 10 Groove Taper Style
	2500454	1	Taper Bushing, 1-3/4" w/Setscrews
2	2502041	1	Belt Set, 5/3VX530 - 5 Strand
3	2501781	1	V-Belt, AX42

### **30" & 36" BLADE DRIVE #6010948D**

ITEM	PART NO.	QTY.	DESCRIPTION
1	6013046	1	Sheave, 6" x 10 Groove w/Bushing
	2500439	1	Sheave, 6" x 10 Groove QD Style
	2500176	1	QD Bushing, SK x 1-3/4" w/Fasteners
2	2502042	1	Belt Set, 5/3VX560 - 5 Strand
3	2501781	1	V-Belt, AX42

## Engine Assembly #6010816

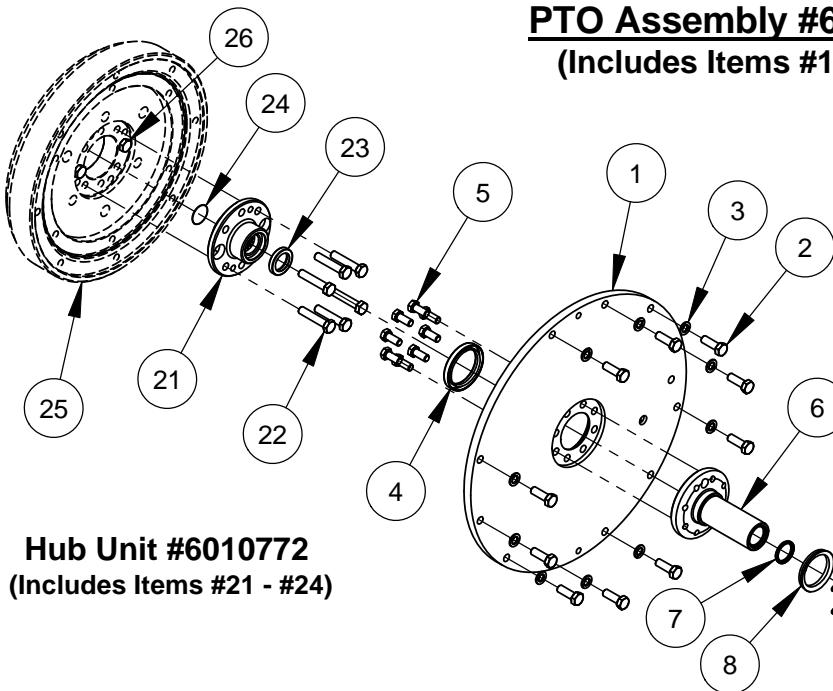


## **Engine Assembly #6010816**

ITEM	PART NO.	QTY.	DESCRIPTION
1	2600580	1	Engine, Deutz Model D2011L03i
2	6010659	2	Engine Support Leg
3	2900347	2	Cap Screw, Hex Hd., M12-1.75 x 100mm
4	2900058	4	Flat Washer, 1/2" SAE
5	2900327	4	Lock Nut, M12-1.75 Nylon Insert
6	2900346	2	Cap Screw, Hex Hd., M12-1.75 x 80mm
7	2900137	2	Cap Screw, Hex Hd., 5/8-11 x 3-1/4"
8	2900721	2	Flat Washer, 5/8" USS Hardened
9	2900135	2	Lock Nut, 5/8-11 Nylon
10	2900502	2	Cap Screw, Hex Hd., 5/8-11 x 5"
11	2900113	2	Lock Washer, 5/8" Split
12	2900002	2	Flat Washer, 5/8" SAE
13	2900491	2	Lock Nut, 5/8-11 Flanged
14	2900480	2	Tap Bolt, Hex Hd., 3/4-10 x 6"
15	2900041	2	Hex Nut, 3/4-10
16	2900476	2	Swivel Pad Nut, 3/4-10
17	2500517	1	Exhaust Deflector, 1-7/8"
18	6013152	1	Oil Drain Valve Assembly

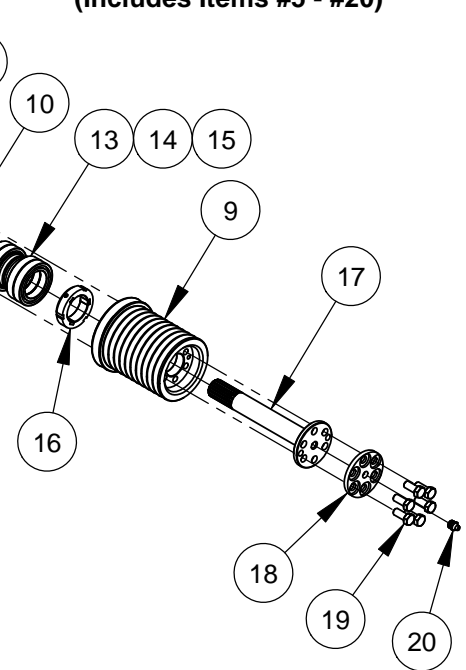
ITEM	PART NO.	QTY.	DESCRIPTION
19	3200814	1	Oil Drain Valve, M18x1.5
20	3200062	1	Hose Clamp #4
21	6013153	1	Oil Drain Hose, 3/8" I.D. x 20"
22	3200741	1	Hose Plug
23	2501434	1	Hose Clamp, 5/8" x 3/4" Wide
24	2900014	1	Flat Washer, 3/8" SAE
25	2900006	1	Lock Washer, 3/8" Split
26	2900005	1	Cap Screw, Hex Hd., 3/8-16 x 1"

**PTO Assembly #6011378**  
**(Includes Items #1 - #24)**



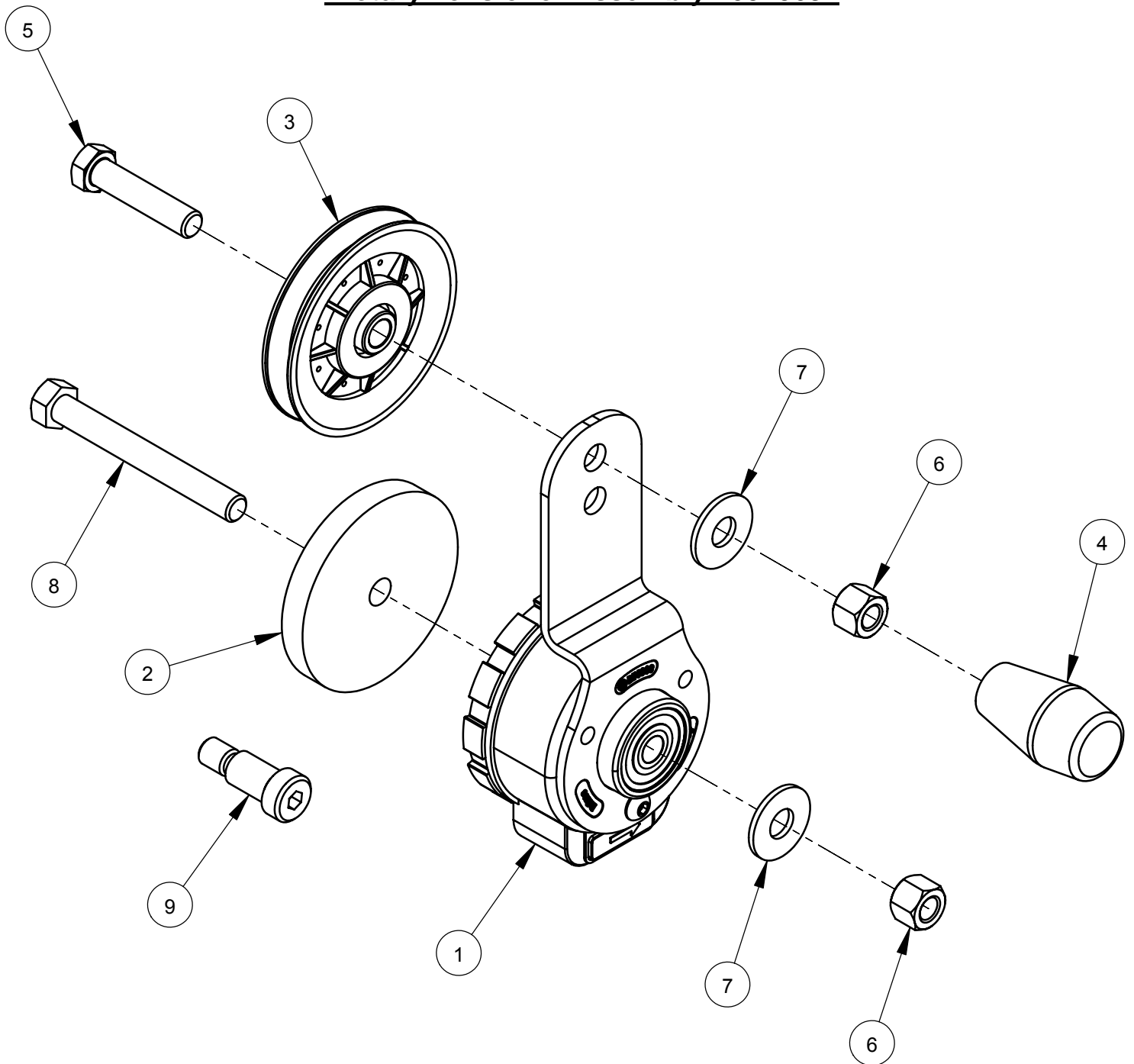
**Hub Unit #6010772**  
**(Includes Items #21 - #24)**

**PTO Unit #6011379**  
**(Includes Items #5 - #20)**



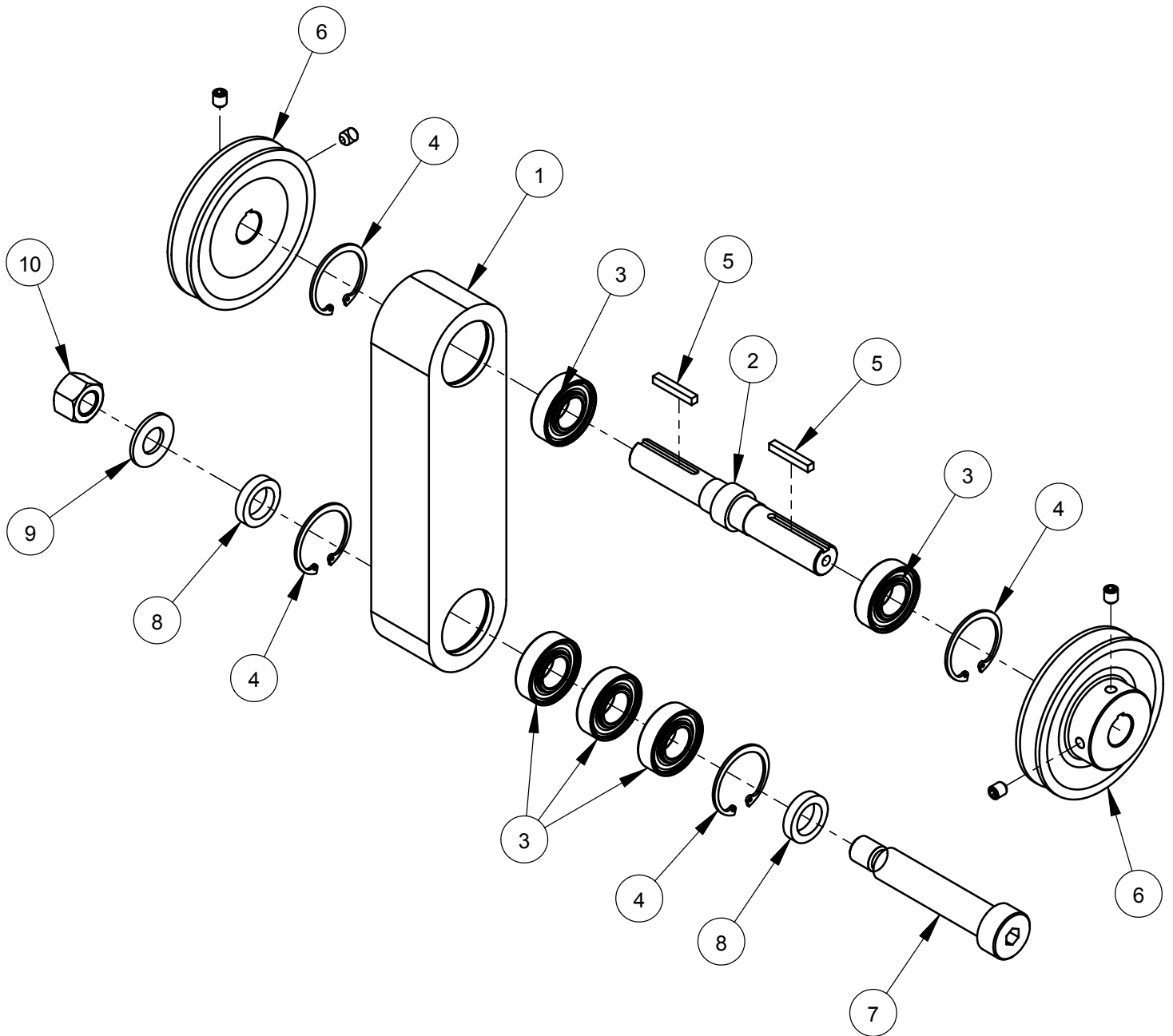
ITEM	PART NO.	QTY.	DESCRIPTION
1	6010352	1	Inner Ring Support
2	2900223	11	Cap Screw, Hex Hd., M10-1.5 x 30mm
3	2900321	11	Lock Washer, M10 Split
4	2501983	1	Seal, 2" x 2-5/8" x 5/16"
5	2900621	8	Cap Screw, Hex Hd., 3/8-16 x 7/8"
6	2501717	1	Shaft Support Sleeve
7	2501984	1	Seal, 1" x 1-1/4" x 1/8"
8	2500751	1	Seal, 1-3/4" V-Ring
9	2501718	1	Sheave, 3.6" x 11 Groove
10	2501719	1	Bearing Retainer Plate
11	2501998	1	Grease Slinger Disc
12	2900624	6	Machine Screw, Hex Hd., #6-32 x 3/8"
13	2503818	4	Ball Bearing, 40mm x 62mm x 12mm
14	2503819	2	Bearing Spacer, 40mm x 12mm
15	2501747	5	Shim, 40mm x 50mm x 0.1mm
16	2900654	1	Bearing Lock Nut, 1-9/16"-18
17	2501720	1	Splined Drive Shaft
18	2501985	1	Grease Disc
19	2900954	6	Cap Screw, Hex Hd., 3/8-24 x 7/8"
20	2900062	1	Grease Fitting, 1/8" NPT
21	2501721	1	Coupling Hub
22	2900633	6	Cap Screw, Hex Hd., M10-1.0 x 50mm
23	2501714	1	Seal, 1" x 1-1/2" x 1/4"
24	2501670	1	Hubbard Plug, 1-1/8"
25	2701276	1	Flywheel, Deutz Engine
26	2702756	2	Cap Screw, Hex Hd., M10-1.0 x 40mm

## Rotary Tensioner Assembly #6010694



ITEM	PART NO.	QTY.	DESCRIPTION
1	2501750	1	Rotary Tensioner
2	6010684	1	Rotary Tensioner Spacer 1/2"
3	2501751	1	Idler Pulley 4"
4	2501754	1	Knob, 1/2-13 Tapered
5	2900192	1	Cap Screw, Hex Hd., 1/2-13 x 2-1/4"
6	2900026	2	Lock Nut, 1/2-13 Nylon
7	2900127	2	Flat Washer, 1/2" USS
8	2900414	1	Cap Screw, Hex Hd., 1/2-13 x 4-1/4"
9	2900477	1	Shoulder Screw, 5/8" x 1" (1/2-13)

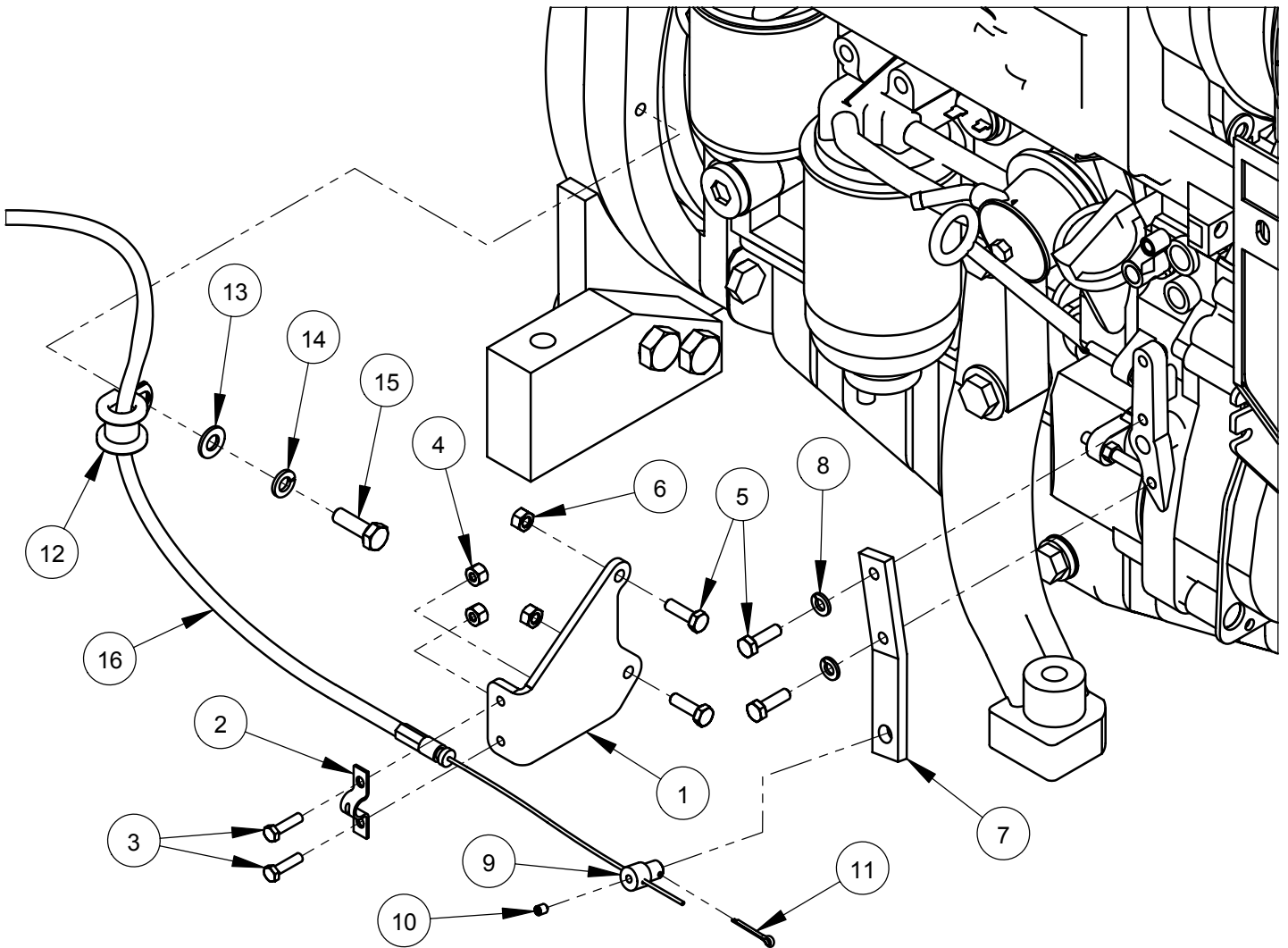
## Transmission Jackshaft Assembly #6010695



ITEM	PART NO.	QTY.	DESCRIPTION
1	6010667	1	Jackshaft Pivot Housing
2	6010666	1	Transmission Jackshaft
3	2501743	5	Ball Bearing, 20mm x 42mm x 12mm
4	2501748	4	Retaining Ring, 42mm Internal
5	6048229	2	Key, 3/16" Sq. x 1-1/4"
6	2500455	2	Pulley, 4" Single Groove w/Setscrews
7	2900669	1	Shoulder Bolt, 20mm x 90mm (M16)
8	6010685	2	Bearing Spacer, 1/4"
9	2900002	1	Flat Washer, 5/8" SAE
10	2900670	1	Lock Nut, M16 Nylon

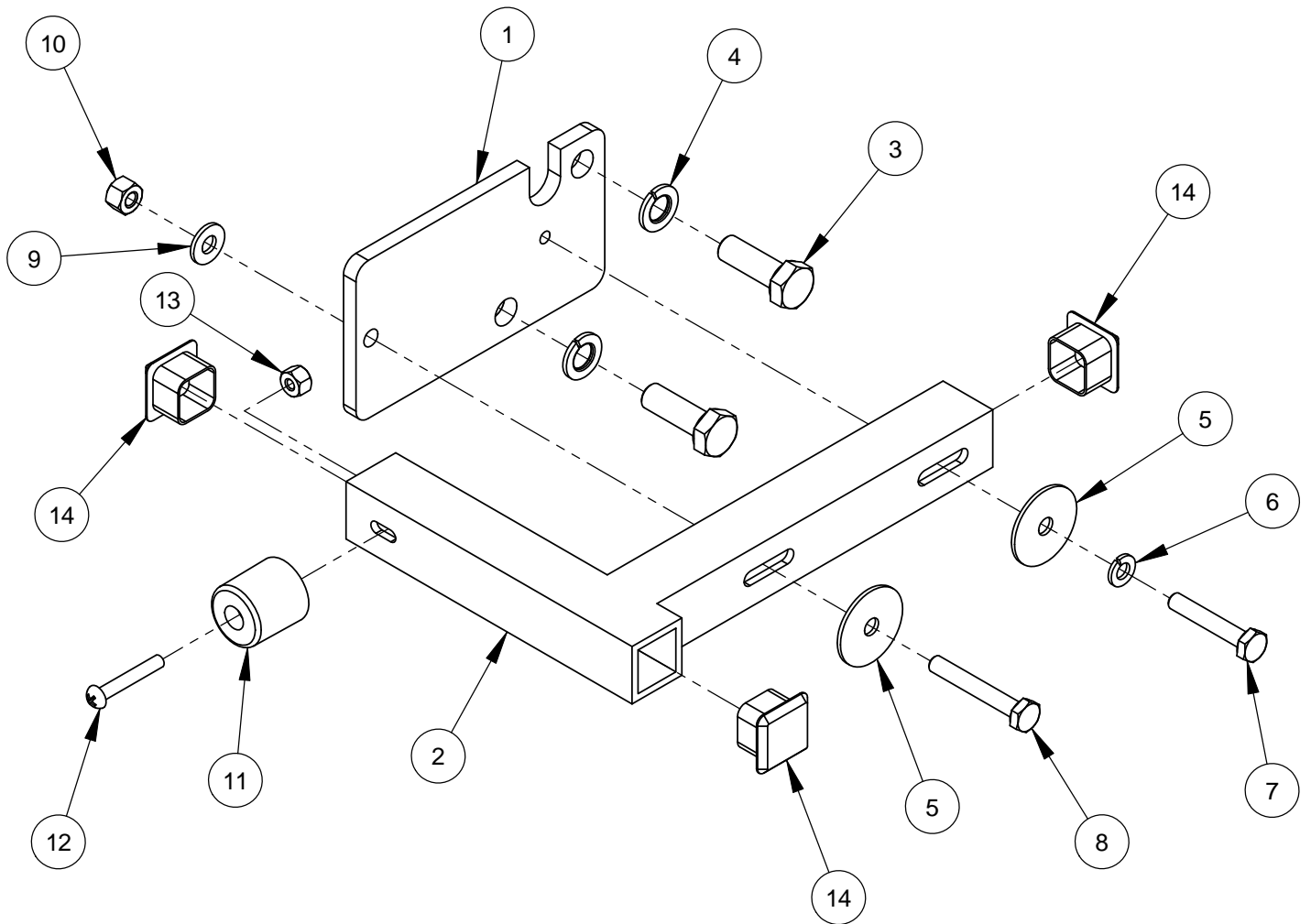


## Throttle Cable Assembly #6010729



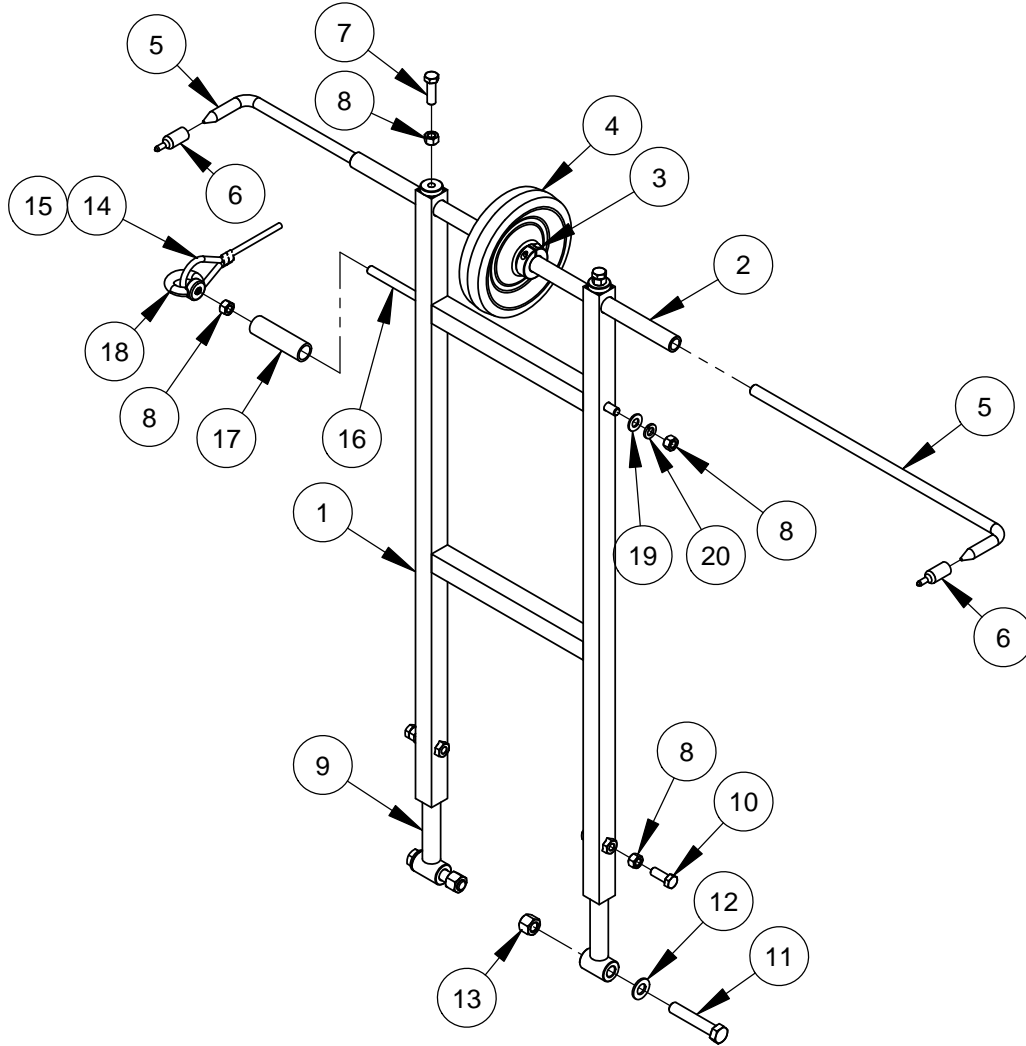
ITEM	PART NO.	QTY.	DESCRIPTION
1	6010523	1	Throttle Bracket
2	2500940	1	Throttle Cable Clamp
3	2900015	2	Machine Screw, Hex Hd., #10-24 x 3/4"
4	2900017	2	Lock Nut, #10-24 Nylon
5	2900310	4	Cap Screw, Hex Hd., M6 x 20mm
6	2900302	2	Lock Nut, M6 Nylon
7	6013029	1	Throttle Arm
8	2900024	2	Lock Washer, 1/4" Split
9	6048212	1	Pivot Pin
10	2900059	1	Set Screw, Soc. Hd., #10-32 x 1/4"
11	2900034	1	Cotter Pin, 3/32" x 3/4"
12	2501434	1	Hose Clamp, 1/2" x 3/4" Wide
13	2900022	1	Flat Washer, 5/16" SAE
14	2900031	1	Lock Washer, 5/16" Split
15	2900360	1	Cap Screw, Hex Hd., M8 x 25mm
16	2500376	1	Vernier Throttle Cable

## Pointer Stop Assembly #6010696



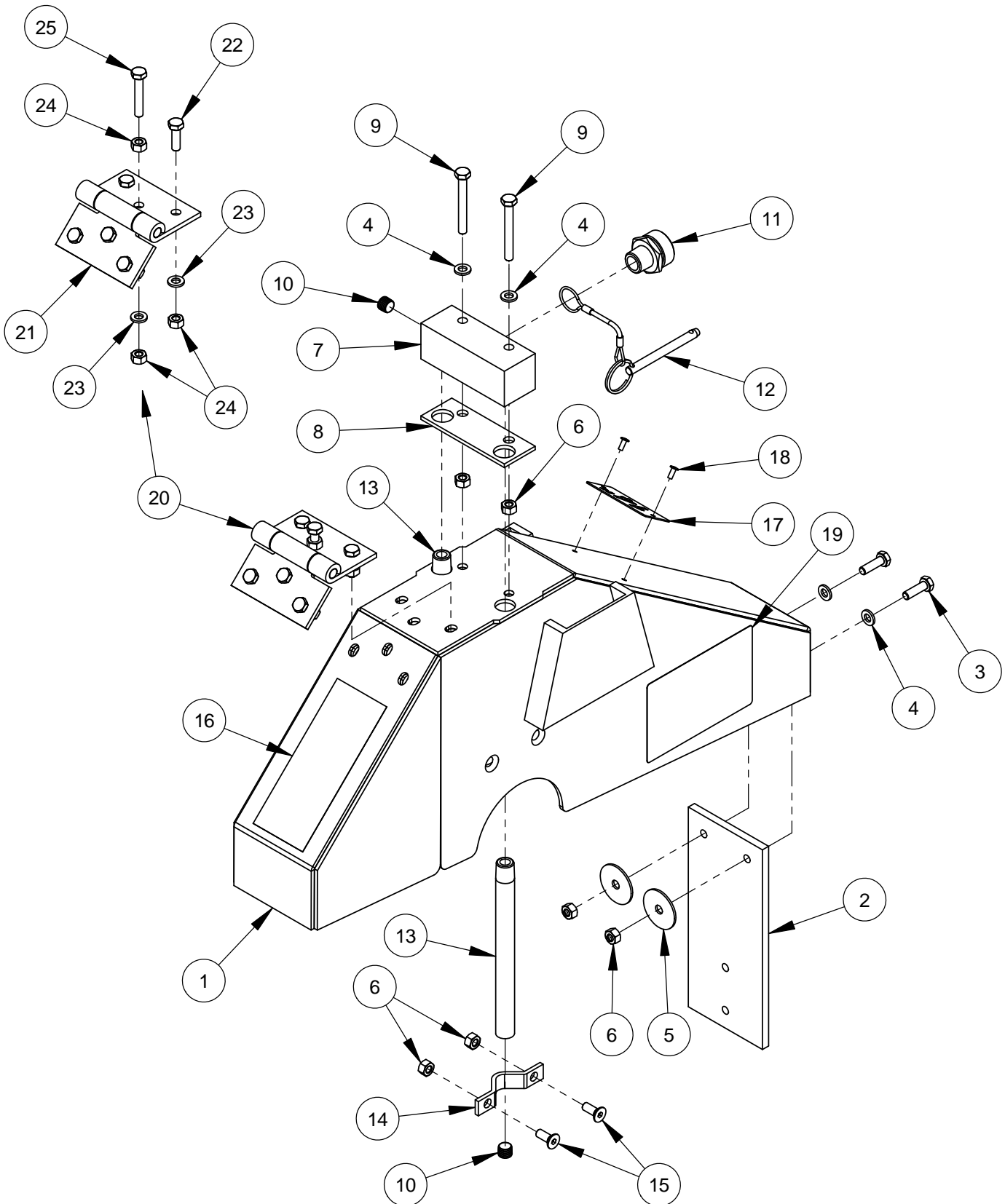
ITEM	PART NO.	QTY.	DESCRIPTION
1	6010688	1	Adapter Plate
2	6010583	1	Pointer Stop
3	2900223	2	Cap Screw, Hex Hd., M10-1.5 x 30mm
4	2900321	2	Lock Washer, M10 Split
5	2900083	2	Fender Washer, 1/4" x 1-1/4"
6	2900024	1	Lock Washer, 1/4" Split
7	2900048	1	Cap Screw, Hex Hd., 1/4-20 x 1-1/2"
8	2900392	1	Cap Screw, Hex Hd., 1/4-20 x 1-3/4"
9	2900009	1	Flat Washer, 1/4" SAE
10	2900010	1	Lock Nut, 1/4-20 Nylon
11	2501093	1	Bumper, 1"
12	2900172	1	Machine Screw, Rd. Hd., #10-24 x 1-1/4"
13	2900017	1	Lock Nut, #10-24 Nylon
14	2500573	3	Plug, 1" Square Tube

## **Dual Front Pointer Assembly #6011543**



ITEM	PART NO.	QTY.	DESCRIPTION
1	6011537	1	Front Pointer Frame
2	6011539	1	Pointer Tube, 20"
3	2504577	2	Shaft Collar, 3/4" Split
4	2504581	1	Wheel, 6"
5	6011536	2	Front Pointer Rod, 16"
6	2500740	2	Pointer Cap
7	2900013	2	Cap Screw, Hex Hd., 3/8-16 x 1-1/4"
8	2900033	6	Hex Nut, 3/8-16
9	6011152	2	Front Pointer Arm
10	2900005	2	Cap Screw, Hex Hd., 3/8-16 x 1"
11	2900105	2	Cap Screw, Hex Hd., 1/2-13 x 2-3/4"
12	2900239	2	Friction Washer, 1/2"
13	2900026	2	Lock Nut, 1/2-13 Nylon
14	6017241	1	Pointer Rope 11 Foot
15	3200221	2	Pinch Clamp, Two Ear
16	6010988	1	Rod, 3/8-16 x 15-1/2"
17	6010989	1	Spacer, 3" Long
18	2900885	1	Eye Nut, 3/8-16
19	2900014	1	Flat Washer, 3/8" SAE
20	2900006	1	Lock Washer, 3/8" Split

## 14" Blade Guard Assembly #6010950

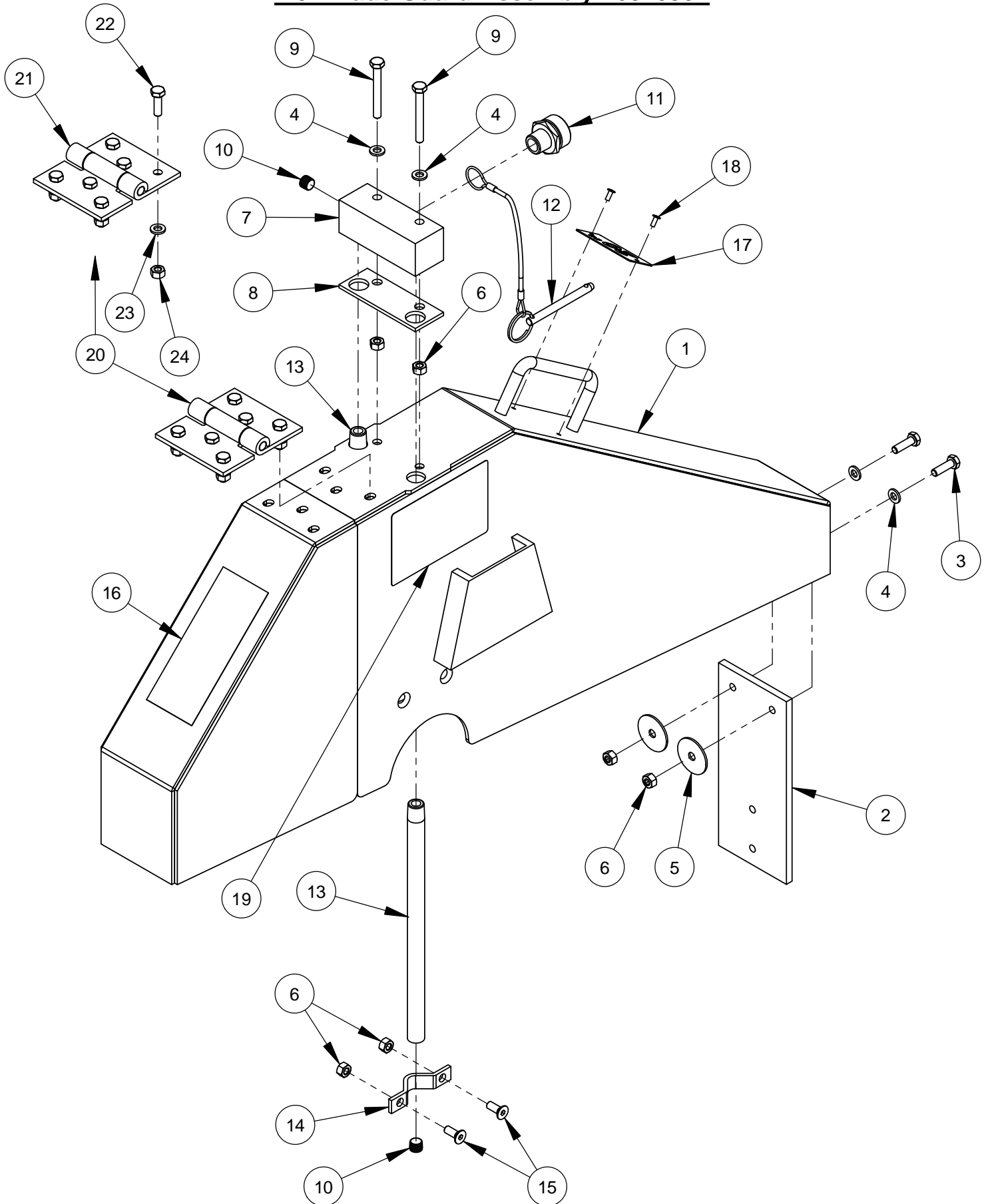


## **14" Blade Guard Assembly #6010950**

ITEM	PART NO.	QTY.	DESCRIPTION
1	6010601	1	14" Blade Guard Front & Rear Only
2	6010081	1	Splash Flap
3	2900310	2	Cap Screw, Hex Hd., M6-1.0 x 20mm
4	2901494	4	Flat Washer, M6
5	2900083	2	Fender Washer, 1/4" x 1-1/4"
6	2900302	8	Lock Nut, M6-1.0 Nylon Insert
7	6010261	1	Water Manifold
8	2500830	1	Water Manifold Gasket
9	2901355	2	Cap Screw, Hex Hd., M6-1.0 x 50mm
10	3200001	3	Plug, 1/8" NPT
11	3200002	1	Fitting, 3/8" M. Pipe to 3/4" M. Garden
12	2900278	1	Lanyard with Lock Pin
13	6048283	2	Water Tube for 14" Guard
14	6048155	2	Water Tube Clamp
15	2900308	4	Cap Screw, Flat Hd., M6-1.0 x 16mm
16	1800001	1	Warning Label
17	1801369A	1	Blade Guard Size Tag
18	2900287	2	Rivet, 1/8" Dia.
19	1802090	2	Label, Wedge Locking Washer
20	6048026	1	Hinge Assembly

ITEM	PART NO.	QTY.	DESCRIPTION
21	2500270	1	Blade Guard Hinge
22	2900310	5	Cap Screw, Hex Hd., M6-1.0 x 20mm
23	2901494	6	Flat Washer, M6
24	2900302	7	Lock Nut, M6-1.0 Nylon Insert
25	2900312	1	Cap Screw, Hex Hd., M6-1.0 x 35mm

## 20" Blade Guard Assembly #6010952



## **20" Blade Guard Assembly #6010952**

ITEM	PART NO.	QTY.	DESCRIPTION
1	6010603	1	20" Blade Guard Front & Rear Only
2	6010081	1	Splash Flap
3	2900310	2	Cap Screw, Hex Hd., M6-1.0 x 20mm
4	2901494	4	Flat Washer, M6
5	2900083	2	Fender Washer, 1/4" x 1-1/4"
6	2900302	8	Lock Nut, M6-1.0 Nylon Insert
7	6010261	1	Water Manifold
8	2500830	1	Water Manifold Gasket
9	2901355	2	Cap Screw, Hex Hd., M6-1.0 x 50mm
10	3200001	3	Plug, 1/8" NPT
11	3200002	1	Fitting, 3/8" M. Pipe to 3/4" M. Garden
12	2900278	1	Lanyard with Lock Pin
13	6010085	2	Water Tube for 20" Guard
14	6048155	2	Water Tube Clamp
15	2900308	4	Cap Screw, Flat Hd., M6-1.0 x 16mm
16	1800001	1	Warning Label
17	1801369D	1	Blade Guard Size Tag
18	2900287	2	Rivet, 1/8" Dia.
19	1802090	2	Label, Wedge Locking Washer
20	6048027	1	Hinge Assembly

ITEM	PART NO.	QTY.	DESCRIPTION
21	2500270	1	Blade Guard Hinge
22	2900310	6	Cap Screw, Hex Hd., M6-1.0 x 20mm
23	2901494	6	Flat Washer, M6
24	2900302	6	Lock Nut, M6-1.0 Nylon Insert

### 26" Blade Guard Assembly #6010954

This exploded view diagram illustrates the assembly of a 26-inch blade guard. The main components are numbered 1 through 28. The assembly includes a main guard body (1), a blade (7), a blade holder (11), and various mounting brackets (2, 17, 21). The diagram shows the blade being inserted into the holder and secured with a pin (8). The holder is then mounted onto the guard body using a bracket (21) and secured with bolts (19, 20). The guard body is further secured with bolts (3, 4) and a bracket (2). The diagram also shows the installation of a blade guard cover (14) and a blade guard latch (15). The assembly is completed by attaching a blade guard handle (16) and a blade guard latch (11).

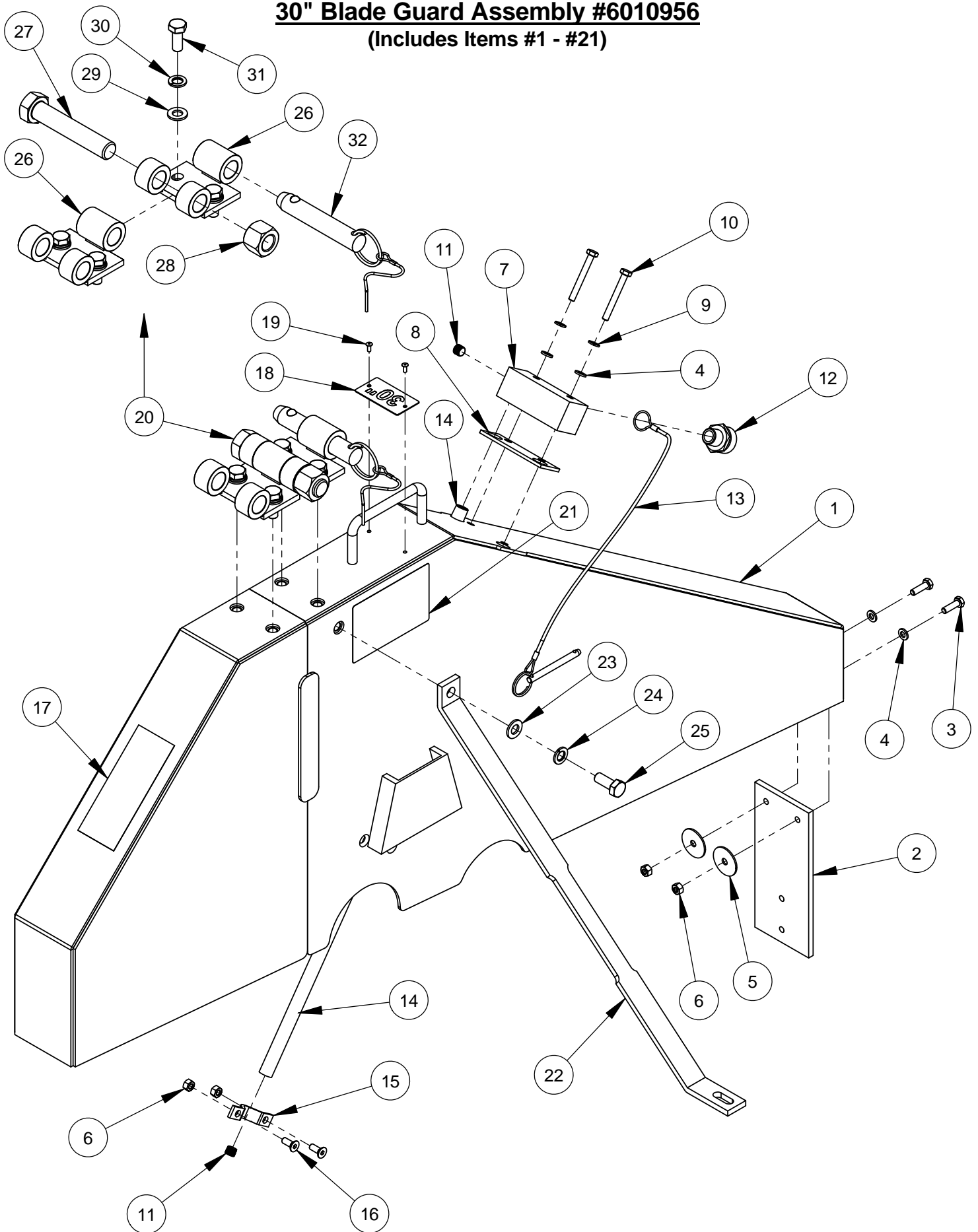


## **26" Blade Guard Assembly #6010954**

ITEM	PART NO.	QTY.	DESCRIPTION
1	6010955	1	26" Blade Guard Front & Rear Only
2	6010081	1	Splash Flap
3	2900310	2	Cap Screw, Hex Hd., M6-1.0 x 20mm
4	2901494	4	Flat Washer, M6
5	2900083	2	Fender Washer, 1/4" x 1-1/4"
6	2900302	6	Lock Nut, M6-1.0 Nylon Insert
7	6010261	1	Water Manifold
8	2500830	1	Water Manifold Gasket
9	2900765	2	Lock Washer, M6 Split
10	2901355	2	Cap Screw, Hex Hd., M6-1.0 x 50mm
11	3200001	3	Plug, 1/8" NPT
12	3200002	1	Fitting, 3/8" M. Pipe to 3/4" M. Garden
13	2900279	1	Lanyard with Lock Pin
14	6010086	2	Water Tube for 26" Guard
15	6048155	2	Water Tube Clamp
16	2900308	4	Cap Screw, Flat Hd., M6-1.0 x 16mm
17	1800001	1	Warning Label
18	1801369F	1	Blade Guard Size Tag
19	2900287	2	Rivet, 1/8" Dia.
20	1802090	2	Label, Wedge Locking Washer
21	6010873	1	Universal Hinge Assembly

ITEM	PART NO.	QTY	DESCRIPTION
22	6010871	2	Hinge Weldment, Universal
23	2900479	1	Cap Screw, Hex Hd., 3/4-10 x 4"
24	2900467	1	Lock Nut, 3/4-10 Nylon
25	2901356	4	Flat Washer, M10
26	2900321	4	Lock Washer, M10 Split
27	2900333	4	Cap Screw, Hex Hd., M10-1.5 x 25mm
28	2503824	1	Detent Pin, 3/4" x 3" Grip

# **30" Blade Guard Assembly #6010956** **(Includes Items #1 - #21)**

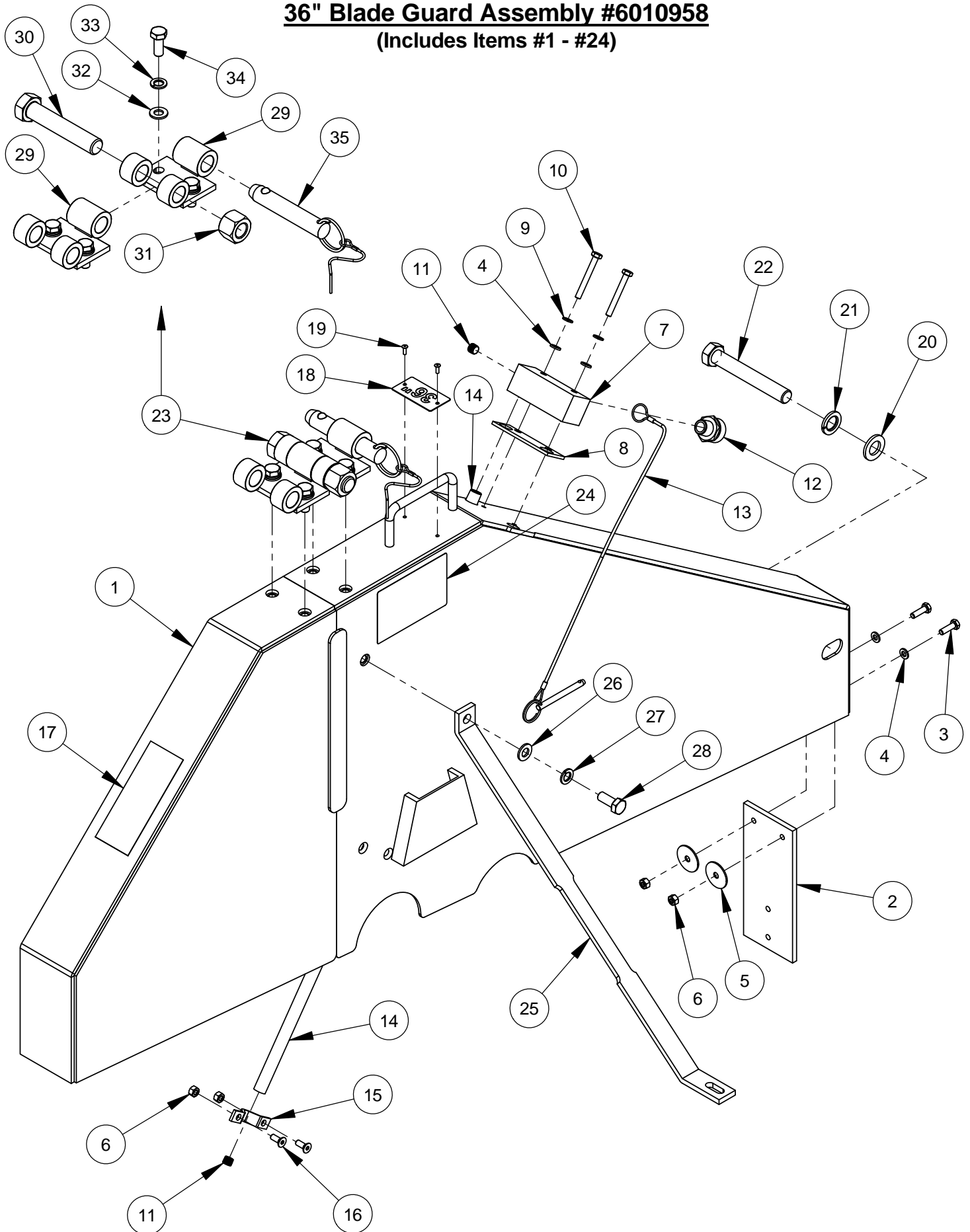


**30" Blade Guard Assembly #6010956**  
**(Includes Items #1 - #21)**

ITEM	PART NO.	QTY.	DESCRIPTION
1	6010957	1	30" Blade Guard Front & Rear Only
2	6010081	1	Splash Flap
3	2900310	2	Cap Screw, Hex Hd., M6-1.0 x 20mm
4	2901494	4	Flat Washer, M6
5	2900083	2	Fender Washer, 1/4" x 1-1/4"
6	2900302	6	Lock Nut, M6-1.0 Nylon Insert
7	6010261	1	Water Manifold
8	2500830	1	Water Manifold Gasket
9	2900765	2	Lock Washer, M6 Split
10	2901355	2	Cap Screw, Hex Hd., M6-1.0 x 50mm
11	3200001	3	Plug, 1/8" NPT
12	3200002	1	Fitting, 3/8" M. Pipe to 3/4" M. Garden
13	2900279	1	Lanyard with Lock Pin
14	6010087	2	Water Tube for 30" Guard
15	6048155	2	Water Tube Clamp
16	2900308	4	Cap Screw, Flat Hd., M6-1.0 x 16mm
17	1800001	1	Warning Label
18	1801369G	1	Blade Guard Size Tag
19	2900287	2	Rivet, 1/8" Dia.
20	6010873	1	Universal Hinge Assembly
21	1802090	2	Label, Wedge Locking Washer
22	6010511	1	Blade Guard Brace
23	2901356	1	Flat Washer, M10
24	2900321	1	Lock Washer, M10 Split
25	2900333	1	Cap Screw, Hex Hd., M10-1.5 x 25mm

ITEM	PART NO.	QTY	DESCRIPTION
26	6010871	2	Hinge Weldment, Universal
27	2900479	1	Cap Screw, Hex Hd., 3/4-10 x 4"
28	2900467	1	Lock Nut, 3/4-10 Nylon
29	2901356	4	Flat Washer, M10
30	2900321	4	Lock Washer, M10 Split
31	2900333	4	Cap Screw, Hex Hd., M10-1.5 x 25mm
32	2503824	1	Detent Pin, 3/4" x 3" Grip

**36" Blade Guard Assembly #6010958**  
**(Includes Items #1 - #24)**

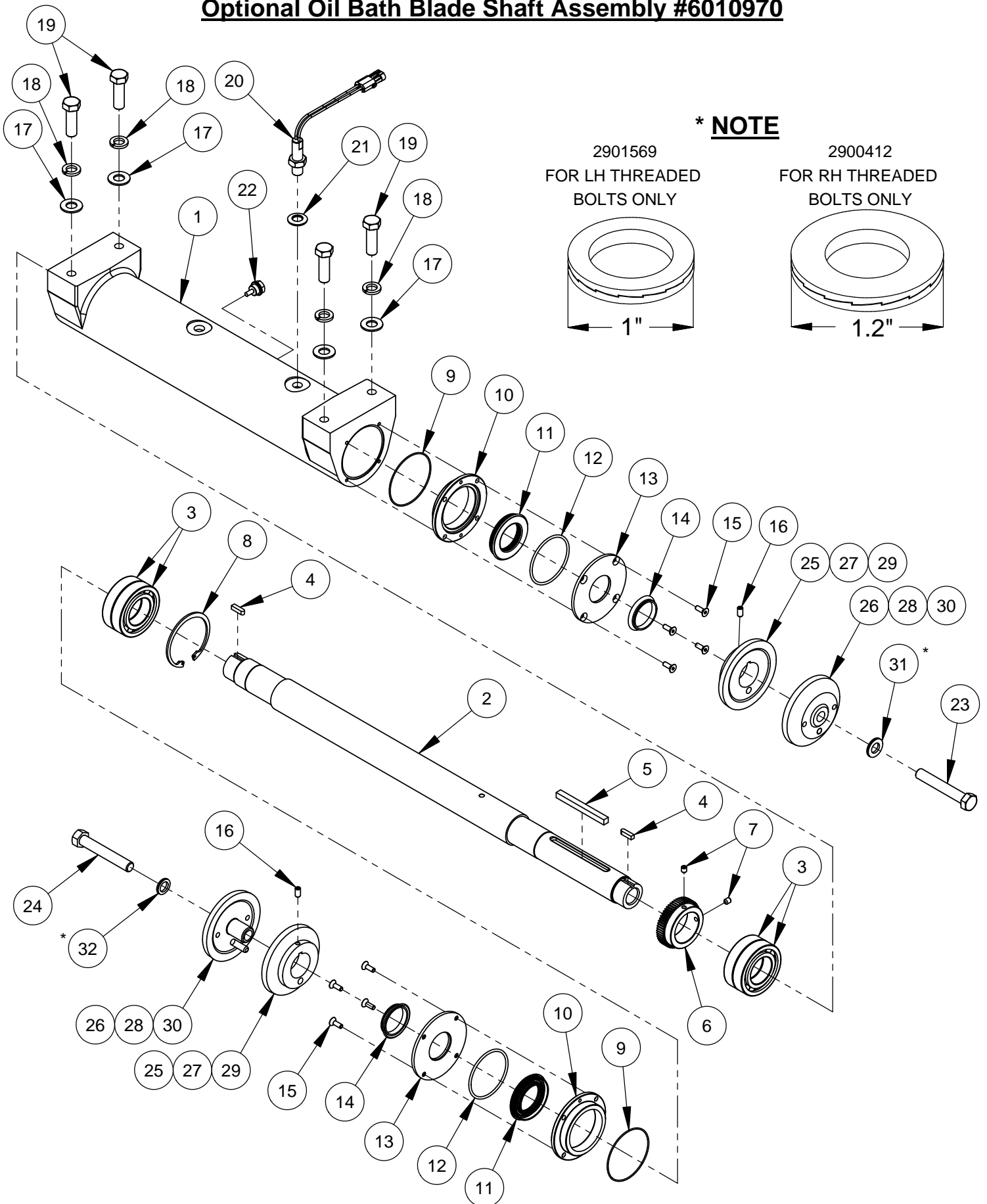


**36" Blade Guard Assembly #6010958**  
**(Includes Items #1 - #24)**

ITEM	PART NO.	QTY.	DESCRIPTION
1	6010959	1	36" Blade Guard Front & Rear Only
2	6010081	1	Splash Flap
3	2900310	2	Cap Screw, Hex Hd., M6-1.0 x 20mm
4	2901494	4	Flat Washer, M6
5	2900083	2	Fender Washer, 1/4" x 1-1/4"
6	2900302	6	Lock Nut, M6-1.0 Nylon Insert
7	6010261	1	Water Manifold
8	2500830	1	Water Manifold Gasket
9	2900765	2	Lock Washer, M6 Split
10	2901355	2	Cap Screw, Hex Hd., M6-1.0 x 50mm
11	3200001	3	Plug, 1/8" NPT
12	3200002	1	Fitting, 3/8" M. Pipe to 3/4" M. Garden
13	2900280	1	Lanyard with Lock Pin
14	6010088	2	Water Tube for 36" Guard
15	6048155	2	Water Tube Clamp
16	2900308	4	Cap Screw, Flat Hd., M6-1.0 x 16mm
17	1800001	1	Warning Label
18	1801369H	1	Blade Guard Size Tag
19	2900639	2	Rivet, 1/8" Dia.
20	2901358	1	Flat Washer, M16
21	2900716	1	Lock Washer, M16 Split
22	2901349	1	Cap Screw, Hex Hd., M16-2.0 x 110mm
23	6010873	1	Universal Hinge Assembly
24	1802090	2	Label, Wedge Locking Washer
25	6010511	1	Blade Guard Brace
26	2901356	1	Flat Washer, M10
27	2900321	1	Lock Washer, M10 Split
28	2900333	1	Cap Screw, Hex Hd., M10-1.5 x 25mm

ITEM	PART NO.	QTY	DESCRIPTION
29	6010871	2	Hinge Weldment, Universal
30	2900479	1	Cap Screw, Hex Hd., 3/4-10 x 4"
31	2900467	1	Lock Nut, 3/4-10 Nylon
32	2901356	4	Flat Washer, M10
33	2900321	4	Lock Washer, M10 Split
34	2900333	4	Cap Screw, Hex Hd., M10-1.5 x 25mm
35	2503824	1	Detent Pin, 3/4" x 3" Grip

## Optional Oil Bath Blade Shaft Assembly #6010970



## **Optional Oil Bath Blade Shaft Assembly #6010970**

**#6010970A for 14" - 20" Blades**

**#6010970B for 26" Blades**

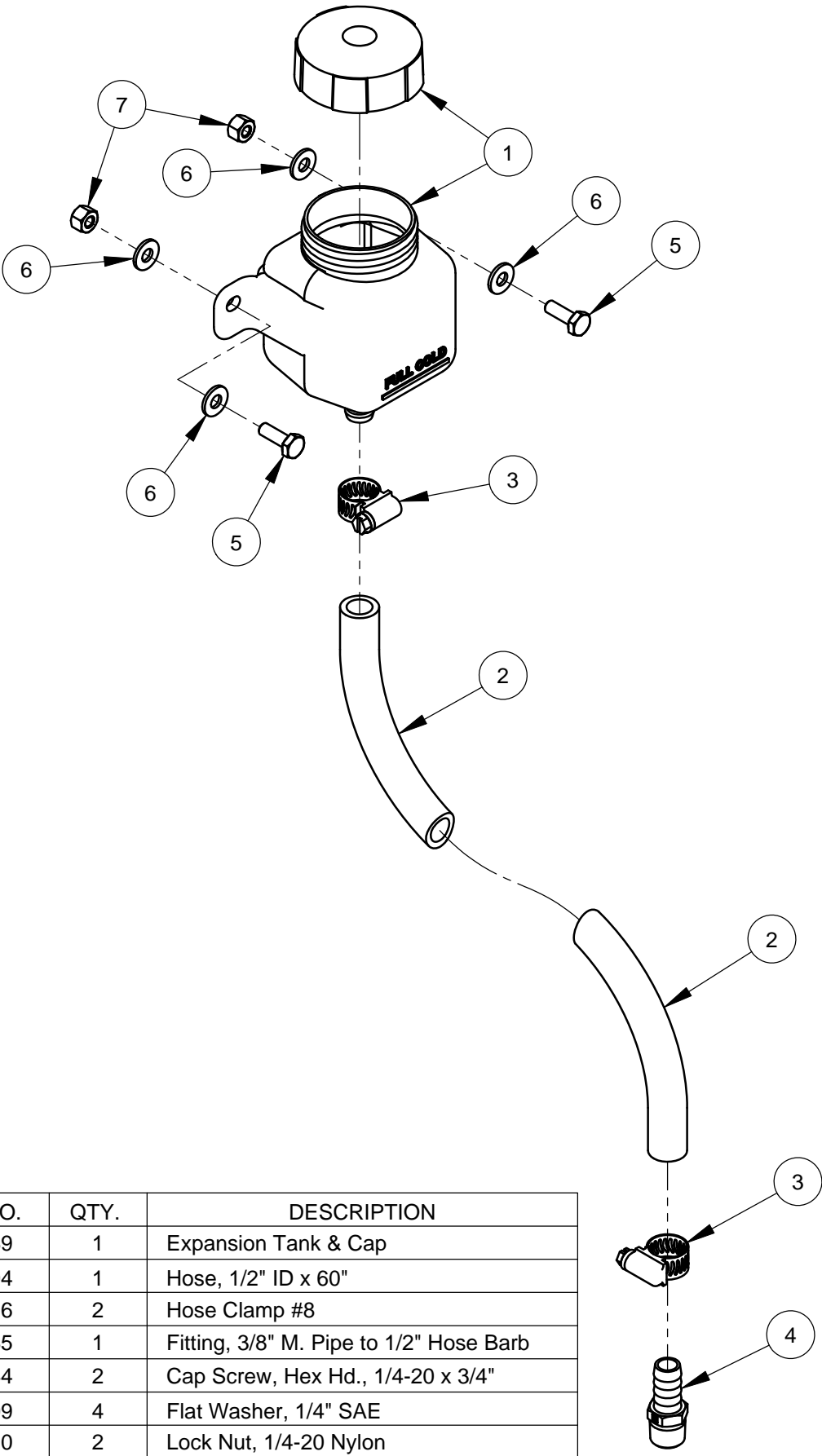
**#6010970C for 30" - 36" Blades**

ITEM	PART NO.	6010970A/ QTY.	6010970B/ QTY.	6010970C/ QTY.	DESCRIPTION
1	6010796	1	1	1	Blade Shaft Housing
2	6010797	1	1	1	Blade Shaft
3	2502197	4	4	4	Ball Bearing, 45mm x 85mm x 19mm
4	6010040	2	2	2	Key, 1/4" Sq. x 15/16"
5	4645006	1	1	1	Key, 3/8" Sq. x 4"
6	6010798	1	1	1	Shaft Tach Gear, 60 Tooth
7	2900142	2	2	2	Set Screw, Soc. Hd., 5/16-18 x 3/8"
8	2502199	1	1	1	Retaining Ring, 85mm Internal
9	2703093	2	2	2	O-Ring #042
10	6010799	2	2	2	Isolater Seal Housing
11	2503878	2	2	2	Cassette Seal
12	2503848	2	2	2	O-Ring #234
13	6010851	2	2	2	Seal Cover Plate
14	2501752	2	2	2	Seal, 1-3/4" V-Ring
15	2900020	8	8	8	Cap Screw, Flat Hd., 1/4-20 x 3/4"
16	2900418	2	2	2	Set Screw, Soc. Hd., 5/16-18 x 5/8"
17	2900002	4	4	4	Flat Washer, 5/8" SAE
18	2900113	4	4	4	Lock Washer, 5/8" Split
19	2900136	4	4	4	Cap Screw, Hex Hd., 5/8-11 x 2"
20	2800169	1	1	1	Magnetic Sensor w/Jam Nut
21	2900805	1	1	1	Sealing Washer, 5/8"
22	2502037	1	1	1	Magnetic Oil Drain Plug
23	2900146	1	1	1	Cap Screw, Hex Hd., 5/8-11 x 4"
24	2900130	1	1	1	Cap Screw, Hex Hd., 5/8-11 x 4" LH
25	6010036	2	-	-	Inner Flange 4-1/2"
26	6010037	2	-	-	Outer Flange 4-1/2" with Pin
27	6010255	-	2	-	Inner Flange 5"
28	6047907	-	2	-	Outer Flange 5" with Pin
29	6010038	-	-	2	Inner Flange 6"
30	6010039	-	-	2	Outer Flange 6" with Pin
31	2900412	1	1	1	Lock Washer, Wedge 5/8"
32	2901569	1	1	1	Lock Washer, Wedge 5/8" LH

\* See Note

\* See Note

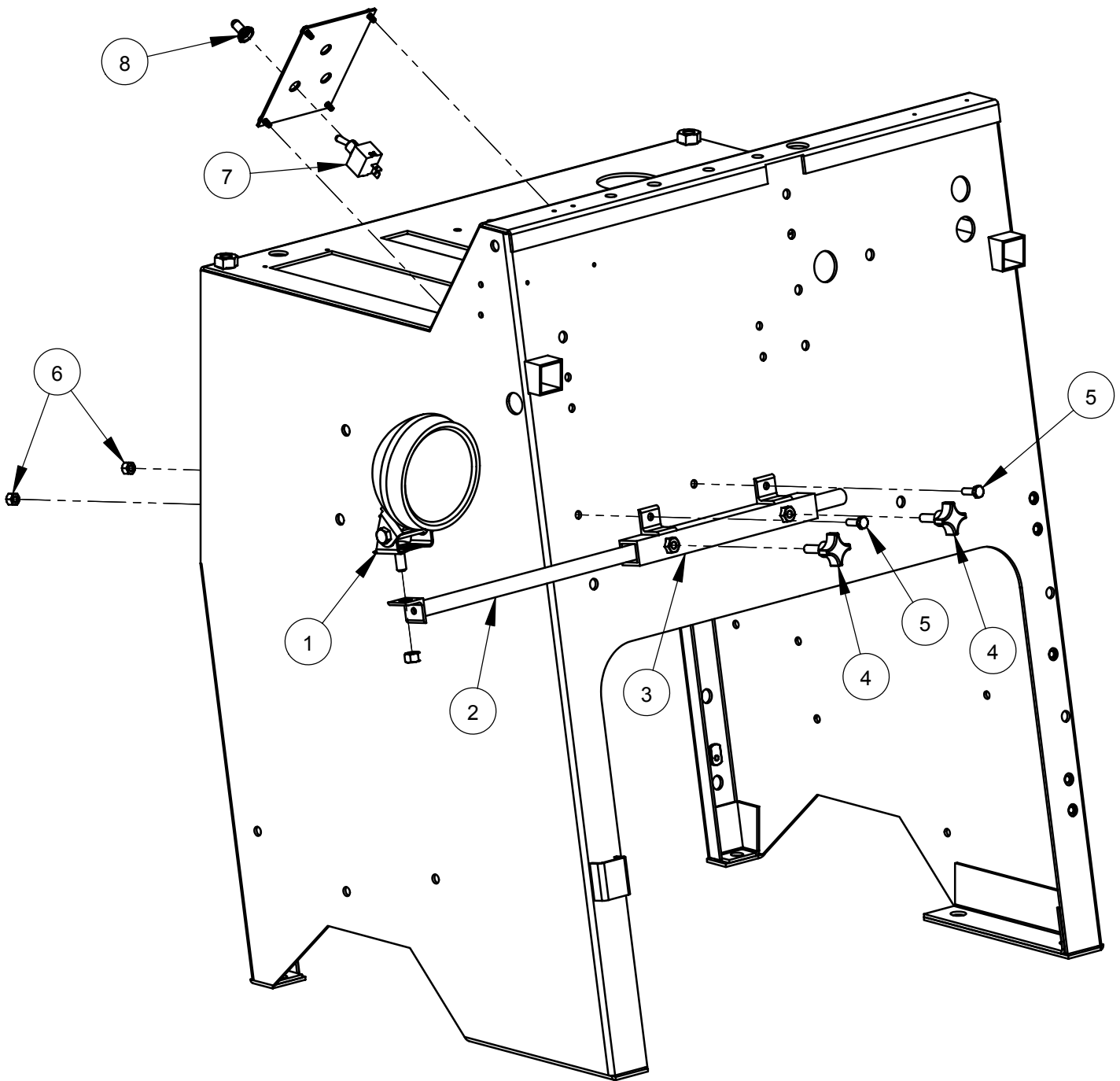
**Optional Oil Expansion Tank Assembly #6010793**



ITEM	PART NO.	QTY.	DESCRIPTION
1	2502039	1	Expansion Tank & Cap
2	6010794	1	Hose, 1/2" ID x 60"
3	3200016	2	Hose Clamp #8
4	3200935	1	Fitting, 3/8" M. Pipe to 1/2" Hose Barb
5	2900144	2	Cap Screw, Hex Hd., 1/4-20 x 3/4"
6	2900009	4	Flat Washer, 1/4" SAE
7	2900010	2	Lock Nut, 1/4-20 Nylon

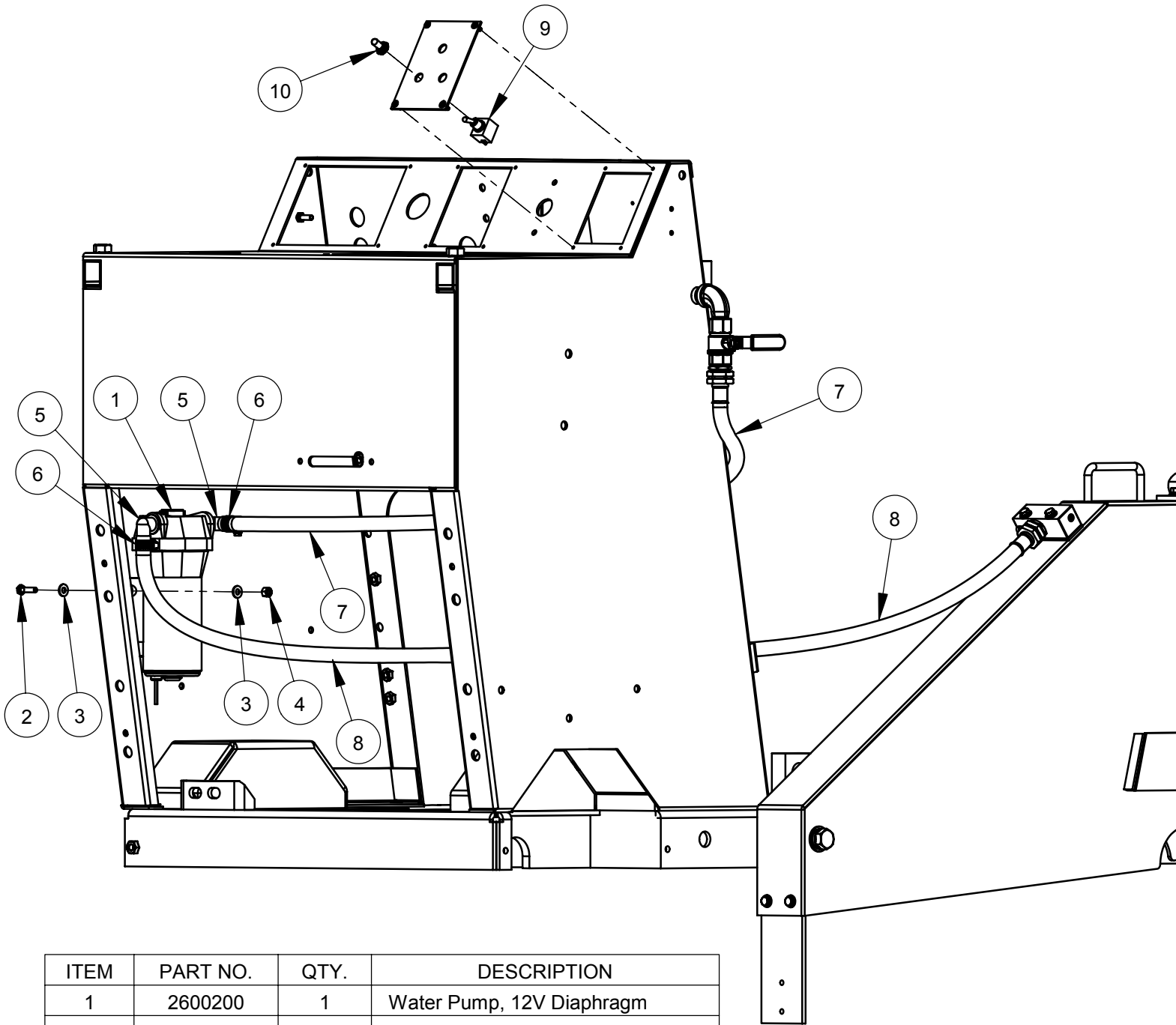


## Optional Spot Light Assembly #6010112



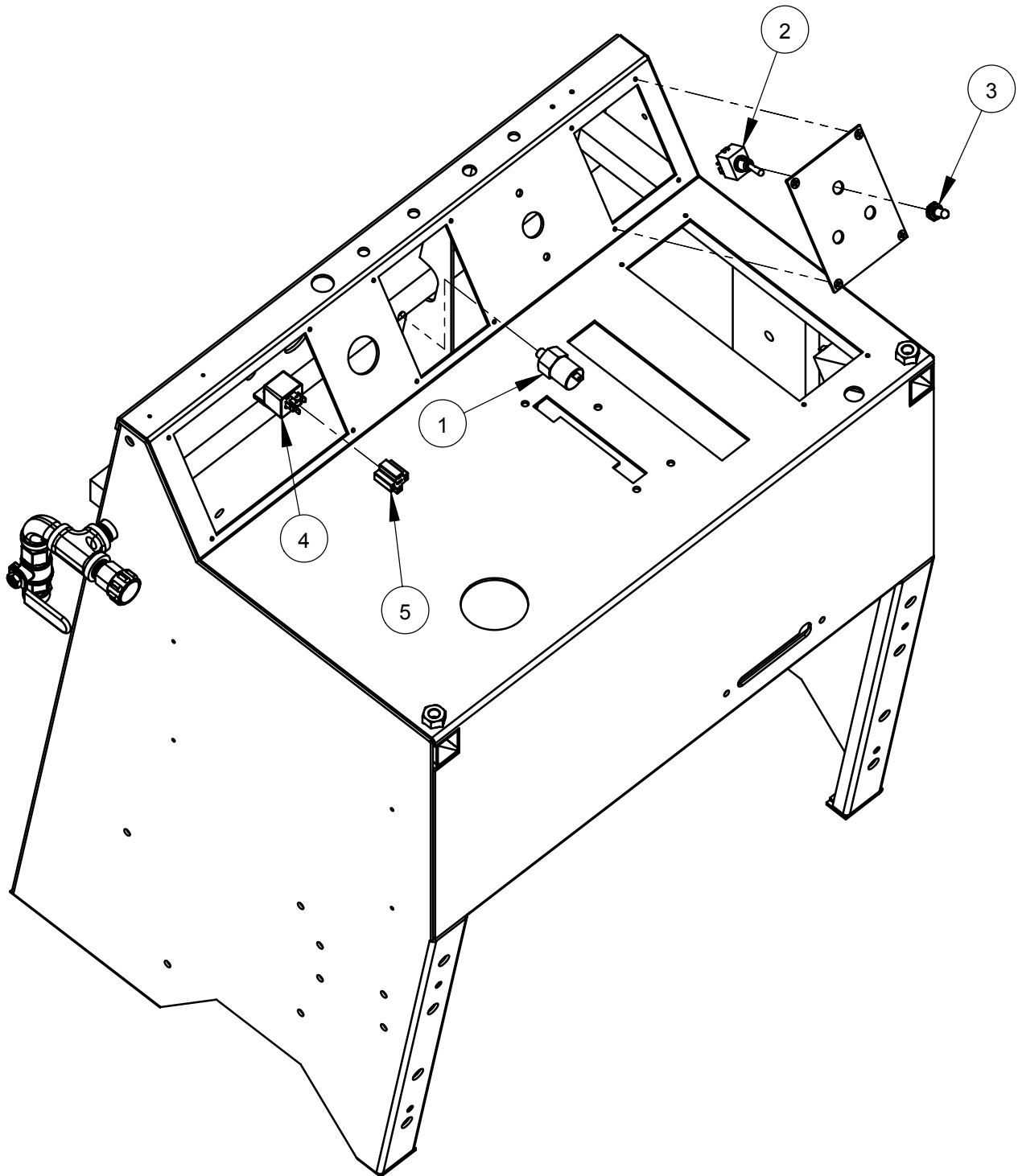
ITEM	PART NO.	QTY.	DESCRIPTION
1	2500194	1	Spot Light, 12 Volt
2	6010106	1	Light Bar
3	6010107	1	Light Bar Mount Bracket
4	2400157	2	Hand Lock Knob, 5/16-18 x 1"
5	2900144	2	Cap Screw, Hex Hd., 1/4-20 x 3/4"
6	2900010	2	Lock Nut, 1/4-20 Nylon
7	2800062	1	Toggle Switch
8	2800063	1	Switch Boot

## Optional Water Pump Assembly #6011032



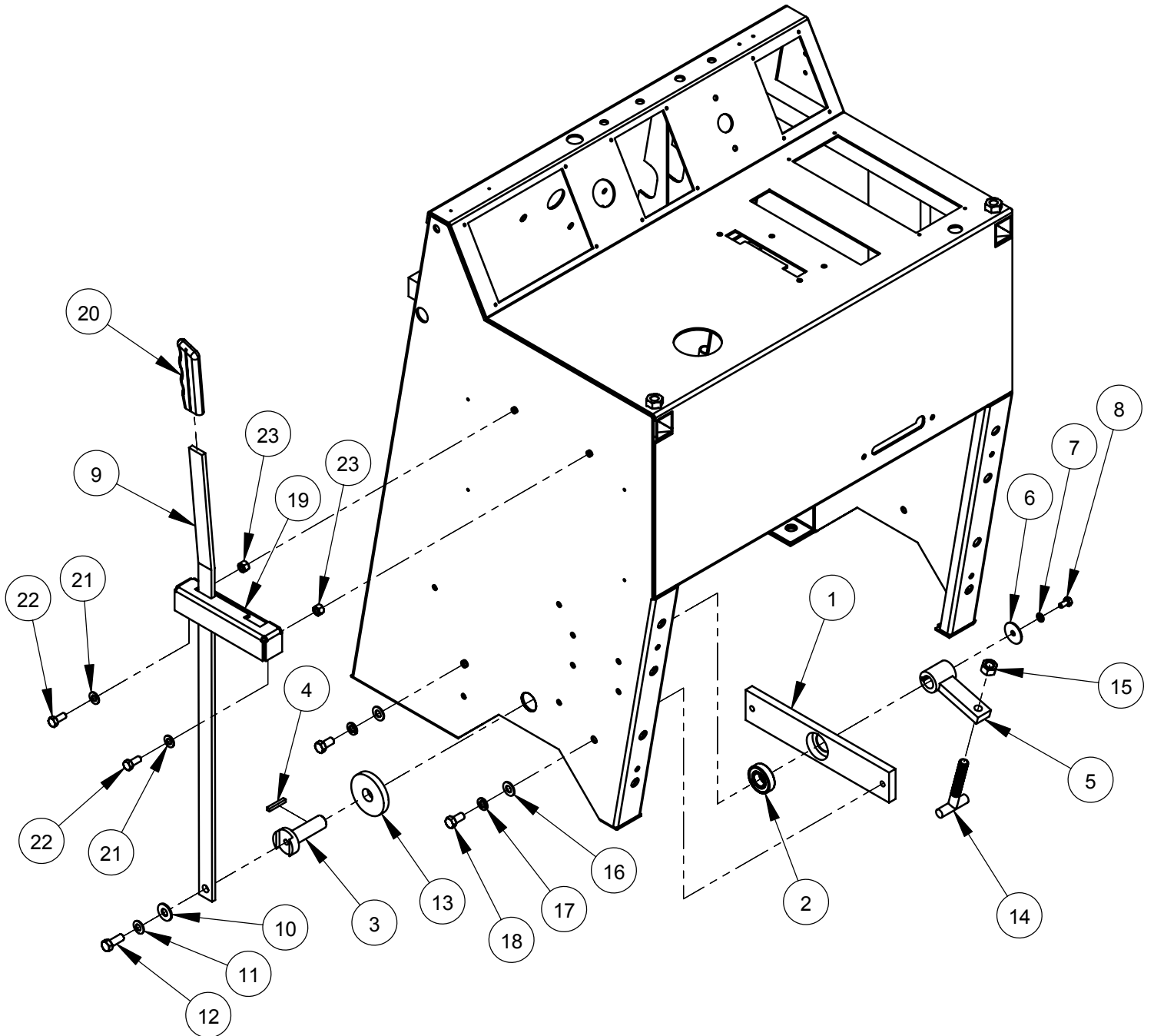
ITEM	PART NO.	QTY.	DESCRIPTION
1	2600200	1	Water Pump, 12V Diaphragm
2	2900008	4	Cap Screw, Hex Hd., 1/4-20 x 1"
3	2900009	8	Flat Washer, 1/4" SAE
4	2900010	4	Lock Nut, 1/4-20 Nylon
5	2701694	2	Port Fitting, 1/2" Barb x 90 Degree
6	3200016	2	Hose Clamp #8
7	6010302	1	Hose Assembly, 4 Foot
8	6010303	1	Hose Assembly, 5 Foot
9	2800062	1	Toggle Switch
10	2800063	1	Switch Boot

## Optional Water Safety Switch Assembly #6010522



ITEM	PART NO.	QTY.	DESCRIPTION
1	2800060	1	Water Pressure Safety Switch
2	2800062	1	Toggle Switch
3	2800063	1	Switch Boot
4	2800144	1	Relay
5	2800263	1	Relay Connector

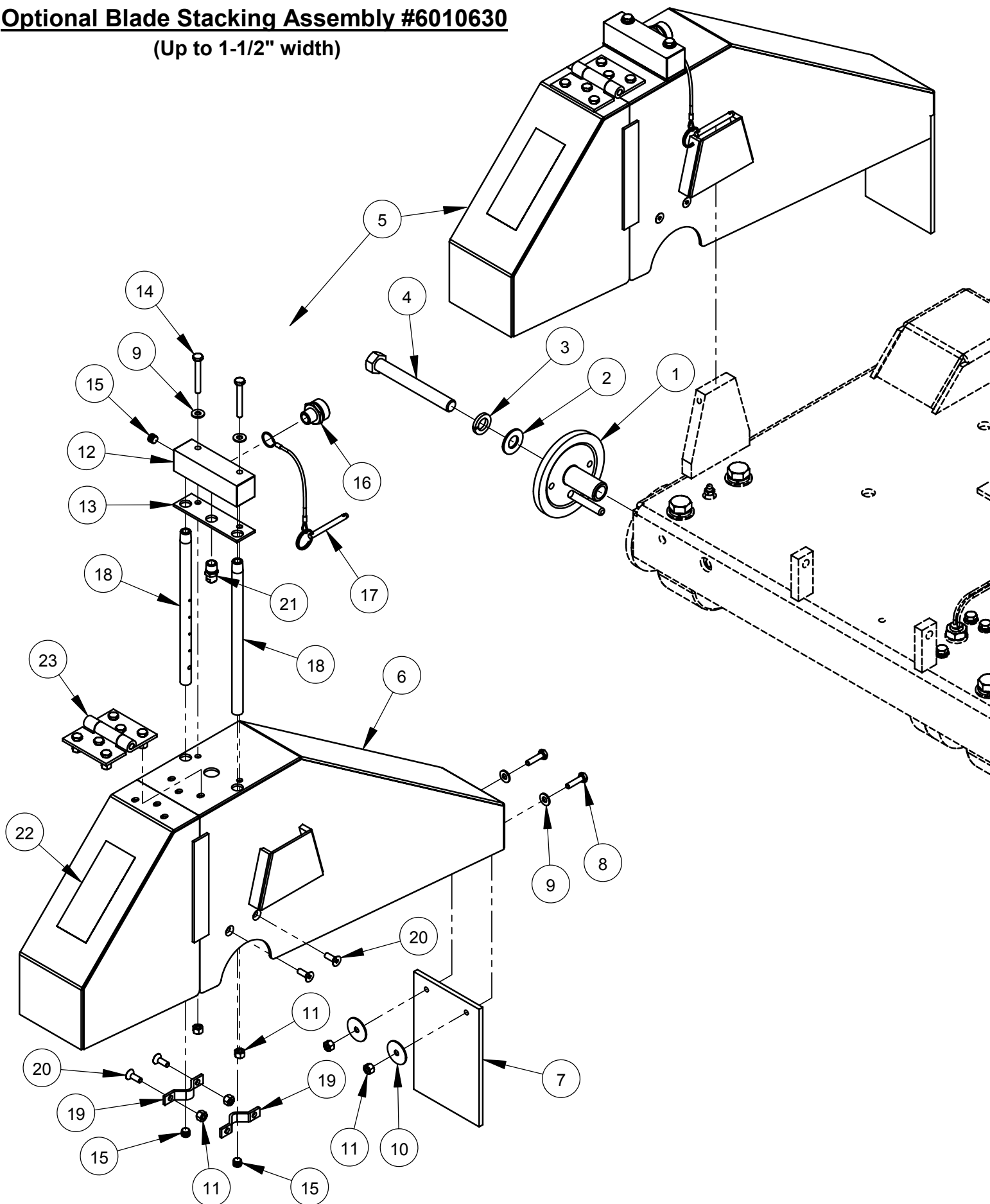
## Optional Parking Brake Assembly #6011228



## **Optional Parking Brake Assembly #6011228**

ITEM	PART NO.	QTY.	DESCRIPTION
1	6011229	1	Bearing Housing Bar
2	2501664	1	Ball Bearing, 3/4" x 1-5/8" x 7/16"
3	6011230	1	Pivot Pin
4	6048229	1	Key, 3/16" Sq. x 1-1/4"
5	6011231	1	Pivot Arm
6	2900083	1	Fender Washer, 1/4" x 1-1/4"
7	2900024	1	Lock Washer, 1/4" Split
8	2900082	1	Cap Screw, Hex Hd., 1/4-20 x 1/2"
9	6011232	1	Brake Lever
10	2900473	1	Flat Washer, 3/8" USS
11	2900474	1	Belleville Washer, 3/8"
12	2900005	1	Cap Screw, Hex Hd., 3/8-16 x 1"
13	6011234	1	Friction Washer, 3/4" x 2-1/2" x 3/8"
14	2900632	1	T-Bolt, 1/2-13
15	2900037	1	Hex Nut, 1/2-13
16	2900014	2	Flat Washer, 3/8" SAE
17	2900006	2	Lock Washer, 3/8" Split
18	2900196	2	Cap Screw, Hex Hd., 3/8-16 x 3/4"
19	6011233	1	Lever Gate
20	2500002	1	Lever Grip
21	2900022	2	Flat Washer, 5/16" SAE
22	2900019	2	Cap Screw, Hex Hd., 5/16-18 x 3/4"
23	2900039	2	Lock Nut, 5/16-18 Nylon

**Optional Blade Stacking Assembly #6010630**  
(Up to 1-1/2" width)

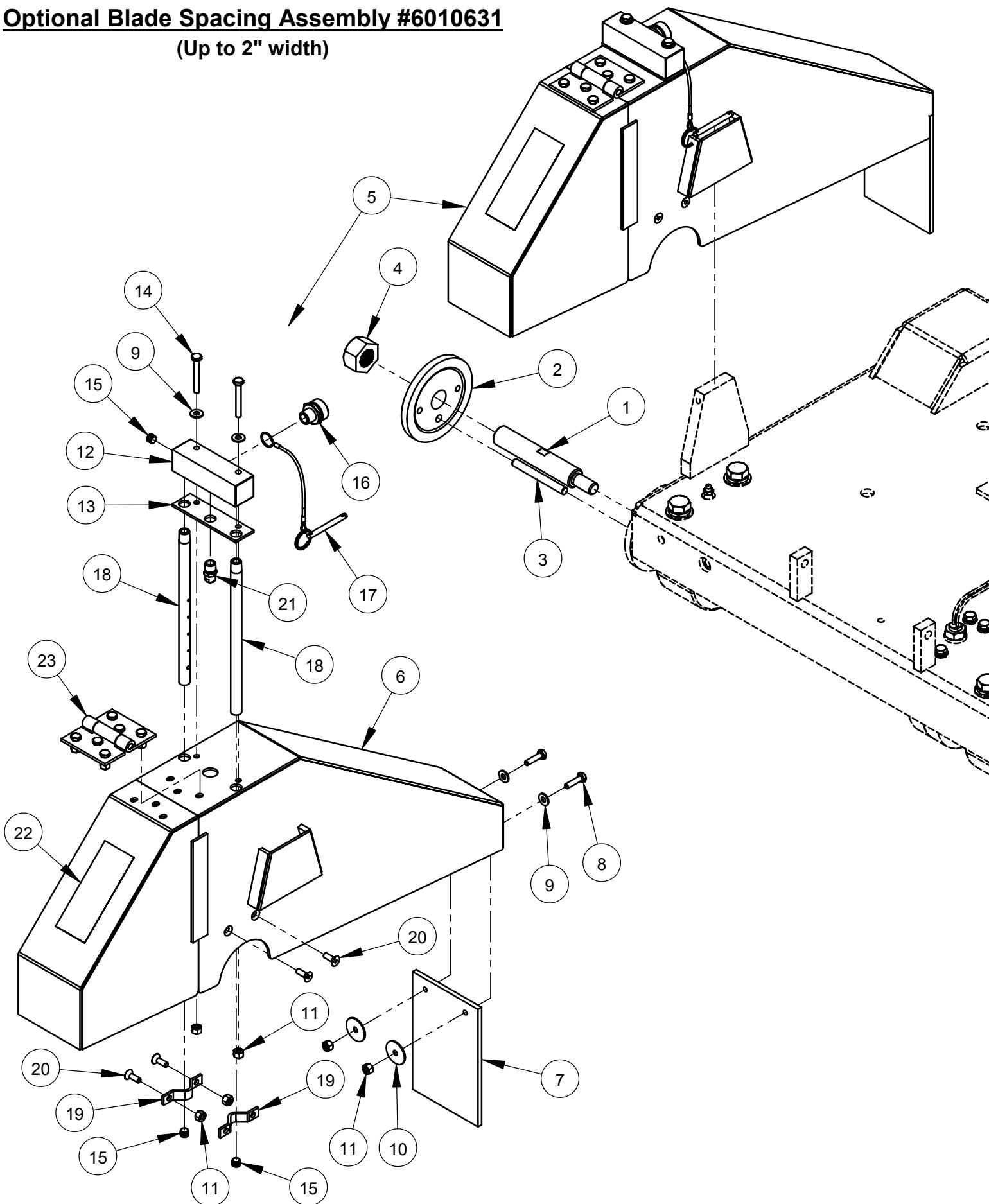


**Optional Blade Stacking Assembly #6010630**  
**(Up to 1-1/2" width)**

ITEM	PART NO.	QTY.	DESCRIPTION
1	6010159	1	Outer Flange 4-1/2" with Pin
2	2900002	1	Flat Washer, 5/8" SAE
3	2900113	1	Lock Washer, 5/8" Split
4	2900210	1	Cap Screw, Hex Hd., 5/8"-11 x 5" LH
5	6010620	1	20" Wide Blade Guard Assembly

ITEM	PART NO.	QTY.	DESCRIPTION
6	6010621	1	20" Wide Blade Guard Front & Rear Only
7	6010296	1	Splash Flap
8	2900008	2	Cap Screw, Hex Hd., 1/4-20 x 1"
9	2900009	4	Flat Washer, 1/4" SAE
10	2900083	2	Fender Washer, 1/4" x 1-1/4"
11	2900010	8	Lock Nut, 1/4-20 Nylon
12	6010288	1	Water Manifold
13	2500988	1	Water Manifold Gasket
14	2900294	2	Cap Screw, Hex Hd., 1/4-20 x 2"
15	3200001	3	Plug, 1/8" NPT
16	3200002	1	Fitting, 3/8" M. Pipe to 3/4" M. Garden
17	2900278	1	Lanyard with Lock Pin
18	6010085	2	Water Tube for 20" Guard
19	6048155	2	Water Tube Clamp
20	2900020	4	Cap Screw, Flat Hd., 1/4-20 x 3/4"
21	3200208	1	Nozzle, 1/4" NPT
22	1800001	1	Warning Label
23	6010251	1	Hinge Assembly for 20" Guard

**Optional Blade Spacing Assembly #6010631**  
(Up to 2" width)



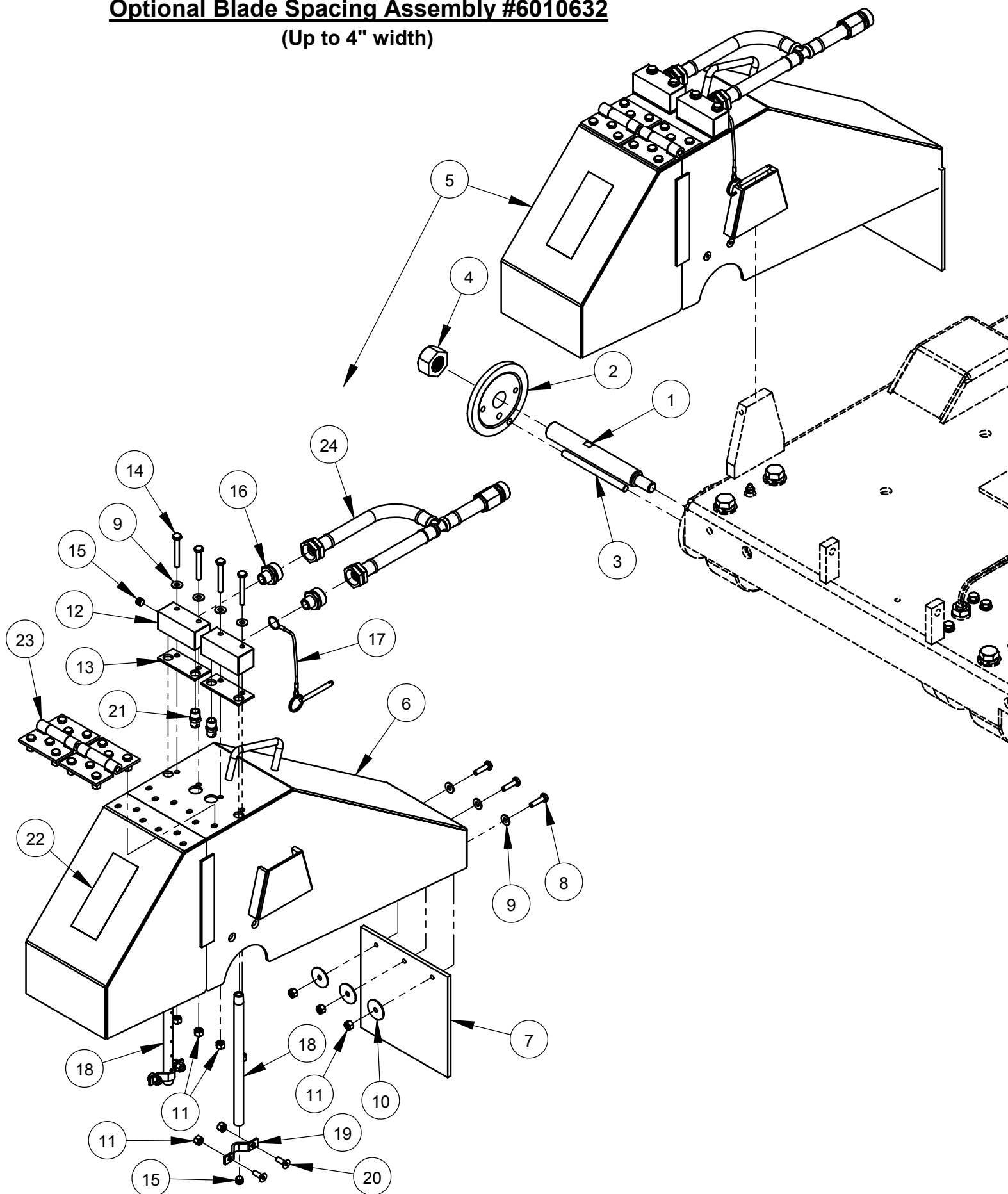


**Optional Blade Spacing Assembly #6010631**  
**(Up to 2" width)**

ITEM	PART NO.	QTY.	DESCRIPTION
1	6010186	1	Blade Shaft Extension, Left Hand Thread
2	6010187	1	Outer Flange 4-1/2"
3	2900218	1	Dowel Pin, 3/8" Dia. x 3-1/2"
4	2900212	1	Hex Nut, 1"-14 Left Hand
5	6010620	1	20" Wide Blade Guard Assembly

ITEM	PART NO.	QTY.	DESCRIPTION
6	6010621	1	20" Wide Blade Guard Front & Rear Only
7	6010296	1	Splash Flap
8	2900008	2	Cap Screw, Hex Hd., 1/4-20 x 1"
9	2900009	4	Flat Washer, 1/4" SAE
10	2900083	2	Fender Washer, 1/4" x 1-1/4"
11	2900010	8	Lock Nut, 1/4-20 Nylon
12	6010288	1	Water Manifold
13	2500988	1	Water Manifold Gasket
14	2900294	2	Cap Screw, Hex Hd., 1/4-20 x 2"
15	3200001	3	Plug, 1/8" NPT
16	3200002	1	Fitting, 3/8" M. Pipe to 3/4" M. Garden
17	2900278	1	Lanyard with Lock Pin
18	6010085	2	Water Tube for 20" Guard
19	6048155	2	Water Tube Clamp
20	2900020	4	Cap Screw, Flat Hd., 1/4-20 x 3/4"
21	3200208	1	Nozzle, 1/4" NPT
22	1800001	1	Warning Label
23	6010251	1	Hinge Assembly for 20" Guard

# **Optional Blade Spacing Assembly #6010632** **(Up to 4" width)**



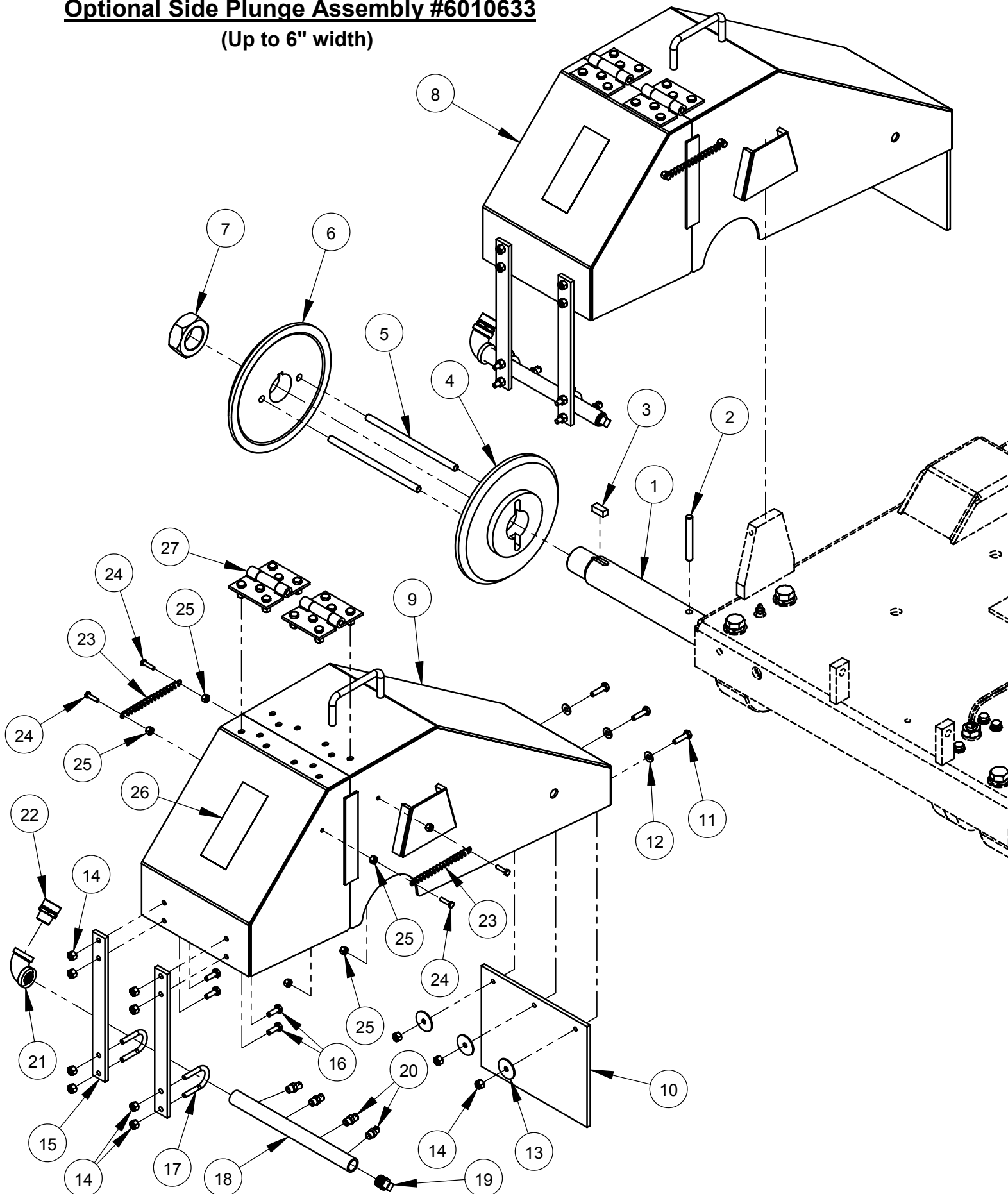
**Optional Blade Spacing Assembly #6010632**  
**(Up to 4" width)**

ITEM	PART NO.	QTY.	DESCRIPTION
1	6010309	1	Blade Shaft Extension, Left Hand Thread
2	6010187	1	Outer Flange 4-1/2"
3	6010359	1	Drive Pin, 3/8" Dia. x 5"
4	2900212	1	Hex Nut, 1"-14 Left Hand
5	6010622	1	20" Wide Blade Guard Assembly

ITEM	PART NO.	QTY.	DESCRIPTION
6	6010623	1	20" Wide Blade Guard Front & Rear Only
7	6010366	1	Splash Flap
8	2900008	3	Cap Screw, Hex Hd., 1/4-20 x 1"
9	2900009	7	Flat Washer, 1/4" SAE
10	2900083	3	Fender Washer, 1/4" x 1-1/4"
11	2900010	11	Lock Nut, 1/4-20 Nylon
12	6048123	2	Water Manifold
13	2500829	2	Water Manifold Gasket
14	2900294	4	Cap Screw, Hex Hd., 1/4-20 x 2"
15	3200001	4	Plug, 1/8" NPT
16	3200002	2	Fitting, 3/8" M. Pipe to 3/4" M. Garden
17	2900278	1	Lanyard with Lock Pin
18	6010085	2	Water Tube for 20" Guard
19	6048155	2	Water Tube Clamp
20	2900020	4	Cap Screw, Flat Hd., 1/4-20 x 3/4"
21	3200208	2	Nozzle, 1/4" NPT
22	1800001	1	Warning Label
23	6010251	2	Hinge Assembly for 20" Guard
24	6010588	1	Hose Assembly, Dual Inlet

## Optional Side Plunge Assembly #6010633

(Up to 6" width)

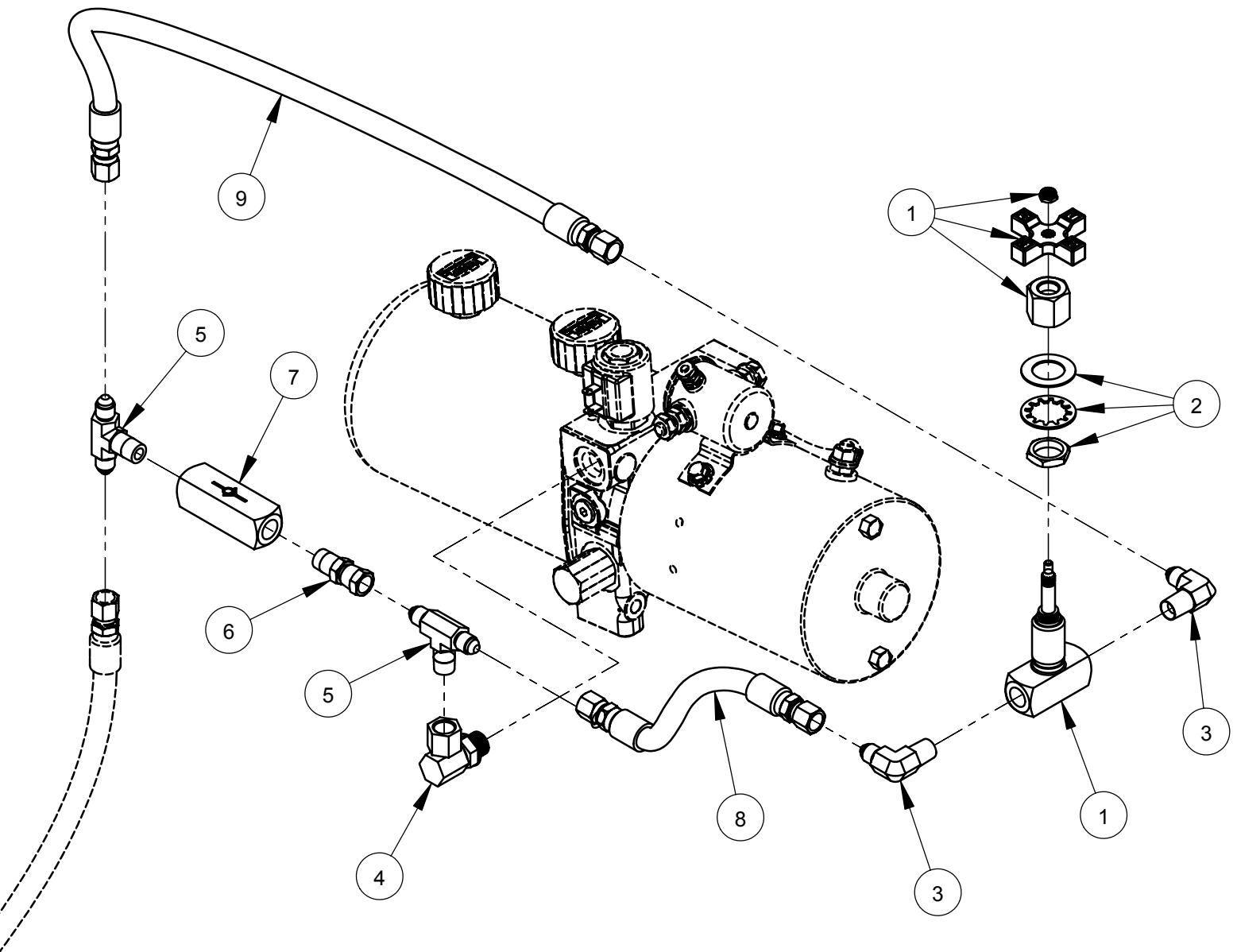


**Optional Side Plunge Assembly #6010633**  
**(Up to 6" width)**

ITEM	PART NO.	QTY.	DESCRIPTION
1	6010587	1	Blade Shaft
2	2900203	1	Dowel Pin, 3/8" Dia. x 3"
3	6010138	1	Key, 3/8" Sq. x 7/8"
4	6010136	1	Inner Flange 8"
5	6010139	2	Drive Pin, 3/8" Dia. x 7-1/8"
6	6010137	1	Outer Flange 8"
7	6048346	1	Jam Nut, 1-1/2-12 Left Hand
8	6010624	1	20" Plunge Guard Assembly

ITEM	PART NO.	QTY.	DESCRIPTION
9	6010625	1	20" Plunge Guard Front & Rear Only
10	6010219	1	Splash Flap
11	2900008	3	Cap Screw, Hex Hd., 1/4-20 x 1"
12	2900009	3	Flat Washer, 1/4" SAE
13	2900083	3	Fender Washer, 1/4" x 1-1/4"
14	2900010	11	Lock Nut, 1/4-20 Nylon
15	6010190	2	Manifold Bar
16	2900144	4	Cap Screw, Hex Hd., 1/4-20 x 3/4"
17	2900241	2	U-Bolt, 1/2" Pipe
18	6010365	1	Water Manifold
19	3200153	1	Pipe Plug, 3/8" NPT
20	3200050	4	Nozzle, 1/8" NPT
21	3200209	1	Pipe Elbow, 1/2" Female
22	3200155	1	Fitting, 1/2" M. Pipe to 3/4" M. Garden
23	2500067	2	Spring, 3/8" x 4"
24	2900015	4	Machine Screw, Hex Hd., #10-24 x 3/4"
25	2900017	8	Lock Nut, #10-24 Nylon
26	1800001	1	Warning Label
27	6010251	2	Hinge Assembly for 20" Guard

## Optional Lowering Speed Metering Valve Assembly #6010227

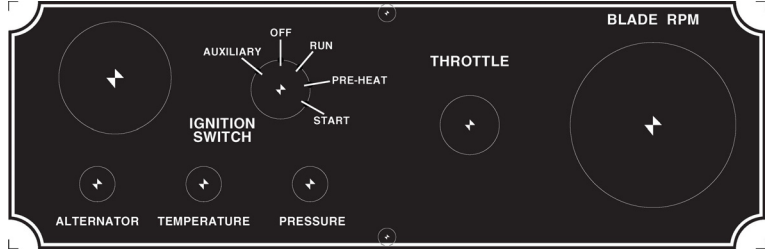


ITEM	PART NO.	QTY.	DESCRIPTION
1	3200211	1	Valve, 1/4" Metering
2	3200212	1	Panel Mounting Kit
3	3200057	2	Elbow, 1/4" M. Pipe to 1/4" M. JIC
4	3200115	1	Elbow, 3/8" O-Ring to 1/4" F. Pipe
5	3200213	2	Tee, 1/4" M. JIC to 1/4" M. Pipe
6	3200219	1	Adapter, 1/4" M. Pipe to 1/4" F. JIC
7	3200218	1	Check Valve
8	6010247	1	Hose Assembly, 8" Long
9	6010248	1	Hose Assembly, 20" Long

## Decal Group

**CORE  
CUT**  
**CC6550<sup>XL</sup>S**

CORE CUT DECAL  
#1801225 (Qty. 3)



INSTRUMENT PANEL DECAL  
#1800348

CORE CUT							
CC6550XLS RPM CHART							
BLADE SIZE	BLADE RPM	BLADESHEAF SHEAVE	ENGINE SHEAVE	ENGINE RPM	BELT SIZE	FLANGE SIZE	MAX CUT DEPTH
14"	2,700	4"	3.6"	3,000	3VXS30	4-1/2"	4-1/2"
20"	2,400	4.5"	3.6"	3,000	3VXS30	4-1/2"	7-1/2"
26"	2,150	5"	3.6"	3,000	3VXS30	5"	10-1/4"
30"	1,800	6"	3.6"	3,000	3VXS60	6"	11-3/4"
36"	1,500	6"	3.6"	2,500	3VXS60	6"	14-3/4"

**WARNING! NEVER EXCEED THE MAXIMUM RPM STAMPED ON BLADE!**  
EXCESSIVE SPEED CAN CAUSE BLADE BREAKAGE RESULTING IN SERIOUS PERSONAL INJURY OR DEATH.

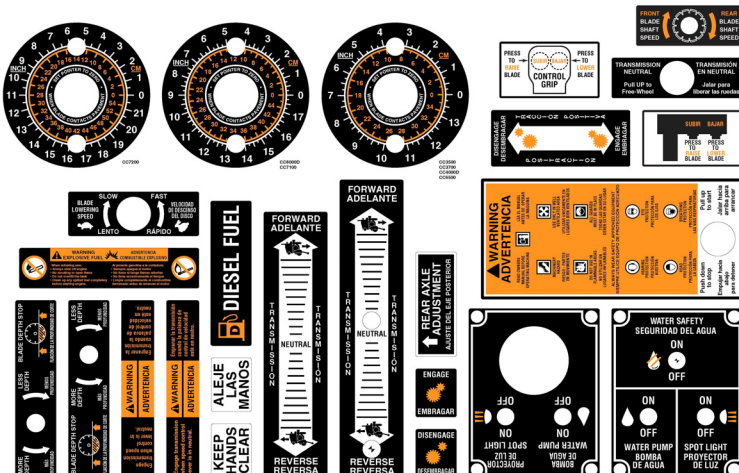
**WARNING**  
Always check the blade's RPM before mounting blade.  
Only use blades with a rated speed higher than the blade's RPM.  
Never exceed the maximum RPM stamped on blade. Overrunning the blade can cause blade breakage and serious personal injury.  
When changing blade size, always adjust blade's RPM according to the speed chart to match recommended blade RPM.  
Do not use a blade flange size smaller than indicated for each blade.  
Never operate saw without the blade guard in place or allow rotating blade exposure to exceed 180 degrees.  
Never stand in line with the blade path when starting or operating saw.  
Never use damaged blades or equipment.  
Refer to operator's manual for additional information about safety, operation and maintenance.

**ADVERTENCIA**  
Siempre revise la velocidad máxima (RPM) antes de montar la hoja.  
Solo use hojas con una velocidad nominal superior a la de la hoja.  
Nunca exceda la velocidad máxima (RPM) indicada en la hoja. Exceder la velocidad máxima puede causar la rotura de la hoja y lesiones personales graves.  
Al cambiar el tamaño de la hoja, siempre ajuste la velocidad de la hoja de acuerdo a la velocidad recomendada para el tamaño de la hoja.  
No use un tamaño de flange menor al indicado para cada hoja.  
Nunca opere la sierra sin el guardablanco en su lugar o permita la exposición de la hoja por más de 180 grados.  
Nunca se quede en línea con el camino de la hoja al arrancar o al operar la sierra.  
Nunca use hojas dañadas o equipo.  
Consulte el manual del operador para obtener información adicional sobre seguridad, operación y mantenimiento.

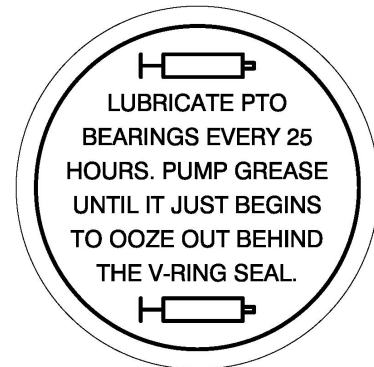
RPM CHART DECAL  
#1801335



WARNING DECAL  
#1800001

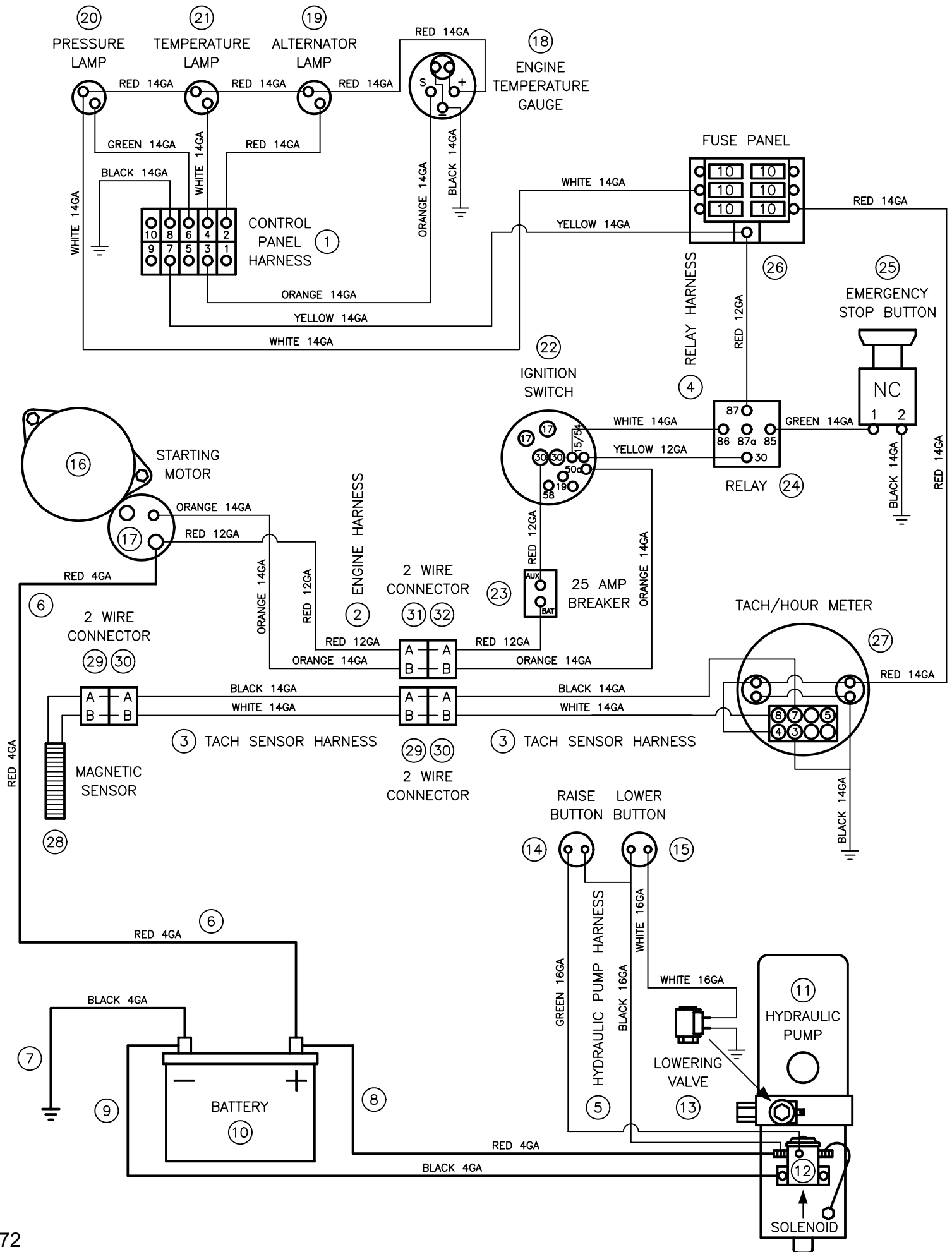


SAW LABELS SHEET  
#1800351



GREASE DECAL  
#1800897

# Wiring Diagram

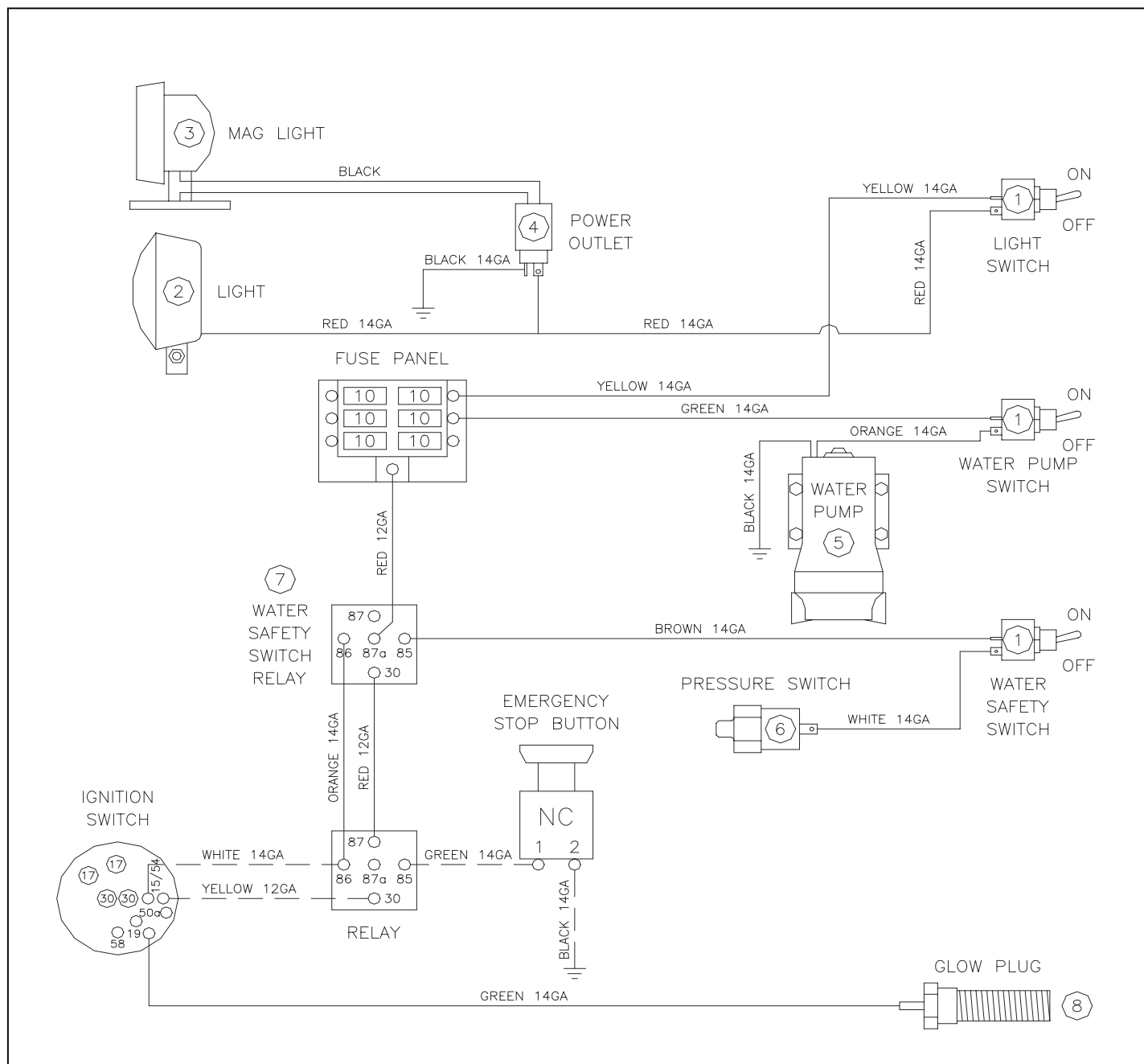




## Wiring Diagram

Item	Part No.	Qty.	Description	Item	Part No.	Qty.	Description
1	2800396	1	Control Panel Harness	23	2800387	1	Circuit Breaker, 25 Amp
2	2800429	1	Engine Harness (Includes #31 & #32)		2800364	1	Circuit Breaker Boot, Red
3	2800397	1	Tach Sensor Harness (Includes #29 & #30)	24	2800144	1	Relay
4	2800392	1	Relay Harness		2800263	1	Relay Connector
5	2800393	1	Hydraulic Pump Harness		2800264	4	Wire Terminal, 1/4" Push-on
6	2800073	1	Battery Cable, Positive (Red)	25	2801367	1	Emergency Stop Button
7	2800072	1	Battery Cable, Negative (Black)	26	2800388	1	Fuse Panel, 6 Circuit
8	2800095	1	Solenoid Cable, Positive (Red)		2800389	6	Fuse, 10 Amp Red ATO/ATC
9	2800182	1	Ground Cable, Negative (Black)	27	6010416	1	Tach/Hour Meter (VDO) Calibrated
10	2800465	1	Battery, 12 Volt Group Size 24		2800611	2	(Light Socket)
11	2600070	1	Hydraulic Pump Unit (Includes #12 & #13)		2800612	2	(Light Bulb, Wedge Base)
12	2700169	1	Solenoid, Motor	28	2800170	1	Magnetic Sensor (Includes #29)
13	2700243	1	Valve Coil	29	2800145	2	Connector, 2 Wire Shroud
	2700244	1	Valve Stem		2800114	4	Male Terminal, 14/16 Gage Wire
14	2800372	1	Pushbutton Switch, Raise		2800174	4	Cable Seal, Gray
15	2800373	1	Pushbutton Switch, Lower	30	2800146	2	Connector, 2 Wire Tower
16	2702274	1	Starting Motor (Includes #17)		2800115	4	Female Terminal, 14/16 Gage Wire
17	2701823	1	Solenoid Switch		2800174	4	Cable Seal, Gray
18	2703192	1	Temperature Gauge, Pricol	31	2800145	1	Connector, 2 Wire Shroud
19	2700785	1	Alternator Light		2800114	1	Male Terminal, 14/16 Gage Wire
	2700923	1	(Bulb Only)		2800112	1	Male Terminal, 12 Gage Wire
20	2700786	1	Oil Pressure Light		2800174	1	Cable Seal, Gray
	2700923	1	(Bulb Only)		2800175	1	Cable Seal, Blue
21	2700787	1	Oil Temperature Light	32	2800146	1	Connector, 2 Wire Tower
	2700923	1	(Bulb Only)		2800115	1	Female Terminal, 14/16 Gage Wire
22	2703194	1	Ignition Switch & Key		2800113	1	Female Terminal, 12 Gage Wire
	2703195	1	(Ignition Key Only)		2800174	1	Cable Seal, Gray
					2800175	1	Cable Seal, Blue

## Options Wiring Diagram



Item	Part No.	Qty.	Description	Item	Part No.	Qty.	Description
1	2800062	3	Toggle Switch	5	2600200	1	Water Pump, 12V Diaphragm
	2800063	3	Switch Boot	6	2800060	1	Water Pressure Safety Switch
2	2500194	1	Spot Light, 12 Volt	7	2800144	1	Relay
3	2501087	1	Magnetic Base Light, 12 Volt		2800263	1	Relay Connector
4	2800374	1	Power Outlet, 12 Volt		2800264	4	Wire Terminal, 1/4" Push-on
	2800375	1	Outlet Cap	8	2701698	1	Glow Plug

## Blade Speed Conversion Charts

**WARNING:** Do not exceed blade speed (RPM) shown for each blade size.  
Excessive blade speed could result in blade breakage and serious personal injury!

Blade Size	Blade Shaft		Engine		Max. Depth of Cut
	No Load RPM	Sheave Size	No Load RPM	Sheave Size	
14"	2,700	4"	3,000	3.6"	4-1/2"
20"	2,400	4.5"	3,000	3.6"	7-1/2"
26"	2,150	5"	3,000	3.6"	10-1/4"
30"	1,800	6"	3,000	3.6"	11-3/4"
36"	1,500	6"	2,500	3.6"	14-3/4"

**WARNING:** When changing blade size, use chart shown below for selecting items that must be changed.

Model CC6550XLS	14"	20"	26"	30"	36"
Blade Guard Assembly	6010950	6010952	6010954	6010956	6010958
Blade Shaft Sheave (Sheave Size)	6010658 (4")	6010545 (4.5")	6010573 (5")	6013046 (6")	6013046 (6")
Drive Belts (Set of 2) (Belt Size)	2502041 (5/3VX530)	2502041 (5/3VX530)	2502041 (5/3VX530)	2502042 (5/3VX560)	2502042 (5/3VX560)
Inner Flanges (2) (Flange Size)	6010036 (4.5")	6010036 (4.5")	6010255 (5")	6010038 (6")	6010038 (6")
Outer Flanges (2) (Flange Size)	6010037 (4.5")	6010037 (4.5")	6047907 (5")	6010039 (6")	6010039 (6")
Skid Plate Mounting Holes	Bottom Set	Bottom Set	Bottom Set	Top Set	Top Set

## EQUIPMENT AND PARTS WARRANTY

Diamond Products warrants all equipment manufactured by it against defects in workmanship or materials for a period of one (1) year from the date of shipment to Customer.

The responsibility of Diamond Products under this Warranty is limited to replacement or repair of defective parts at Diamond Products' Elyria, Ohio factory, or at a point designated by it, of such parts as shall appear to us upon inspection at such parts, to have been defective in material or workmanship, with expense for transportation and labor borne by Customer.

In no event shall Diamond Products be liable for consequential or incidental damages arising out of the failure of any Product to operate properly.

Integral units such as engines, electric motors, batteries, transmissions, etc., are excluded from this Warranty and are subject to the prime manufacturer's warranty.

**THIS WARRANTY IS IN LIEU OF ALL OTHER WARRANTIES, EXPRESSED OR IMPLIED, AND ALL SUCH OTHER WARRANTIES ARE HEREBY DISCLAIMED.**



333 Prospect Street, Elyria, Ohio 44035  
(440) 323-4616 • (800) 321-5336 • Fax (440) 323-8689  
[www.diamondproducts.com](http://www.diamondproducts.com)