



CONCRETE SAW PARTS LIST

MODELS:

CC7074

CC7074-3

October 2013

Part #1801370

CC7074 Single Speed Saw:

BLADE SIZE	BLADE RPM	LOWER SHEAVES	UPPER SHEAVES	ENGINE RPM	BELT SIZE	FLANGE SIZE	MAX CUT DEPTH
20"	2,475	4.5"	6.5"	2,800	3VX385	5"	7-1/4"
26"	2,025	4.75"	5.6"	2,800	3VX375	5"	10-1/4"
30"	1,800	4.75"	5"	2,800	3VX366	5"	12-1/4"
36"	1,450	4.75"	4"	2,800	3VX355	6"	14-3/4"
42"	1,225	4.75"	4"	2,400	3VX355	7"	17-1/4"
48"	1,050	4.75"	4"	2,050	3VX355	8"	19-3/4"

BLADE SIZE	BLADE RPM	LOWER SHEAVES	UPPER SHEAVES	ENGINE RPM	BELT SIZE	FLANGE SIZE	MAX CUT DEPTH
20"	1,775	4"	6.5"	2,800	3VX375	5"	7-1/4"
26"	1,775	4"	6.5"	2,800	3VX375	5"	10-1/4"
30"	1,775	4"	6.5"	2,800	3VX375	5"	12-1/4"
36"	1,475	4.75"	6.5"	2,800	3VX385	6"	14-3/4"
42"	1,200	4.75"	5.3"	2,800	3VX375	7"	17-1/4"
48"	1,050	4.75"	4.75"	2,700	3VX366	8"	19-3/4"

CC7074-3 Speed Saw:

BLADE SIZE	BLADE RPM	GEAR POSITION	MAX CUT DEPTH	LOWER SHEAVES	UPPER SHEAVES	ENGINE RPM	BELT SIZE	FLANGE SIZE
20"	2,700	H (High)	7-1/4"	4.75"	4.75"	2,800	3VX450	5"
26"	2,000	M (Medium)	10-1/4"	4.75"	4.75"	2,800	3VX450	5"
30"	1,550	L (Low)	12-1/4"	4.75"	4.75"	2,800	3VX450	5"

BLADE SIZE	BLADE RPM	GEAR POSITION	MAX CUT DEPTH	LOWER SHEAVES	UPPER SHEAVES	ENGINE RPM	BELT SIZE	FLANGE SIZE
20"	2,450	H (High)	6-3/4"	4.5"	6.5"	2,800	3VX475	6"
30"	1,800	M (Medium)	11-3/4"	4.5"	6.5"	2,800	3VX475	6"
36"	1,400	L (Low)	14-3/4"	4.5"	6.5"	2,800	3VX475	6"

BLADE SIZE	BLADE RPM	GEAR POSITION	MAX CUT DEPTH	LOWER SHEAVES	UPPER SHEAVES	ENGINE RPM	BELT SIZE	FLANGE SIZE
26"	2,000	H (High)	9-1/4"	4.75"	5.6"	2,800	3VX475	7"
36"	1,475	M (Medium)	14-1/4"	4.75"	5.6"	2,800	3VX475	7"
42"	1,150	L (Low)	17-1/4"	4.75"	5.6"	2,800	3VX475	7"

BLADE SIZE	BLADE RPM	GEAR POSITION	MAX CUT DEPTH	LOWER SHEAVES	UPPER SHEAVES	ENGINE RPM	BELT SIZE	FLANGE SIZE
30"	1,700	H (High)	10-3/4"	4.75"	4.75"	2,800	3VX450	8"
42"	1,250	M (Medium)	16-3/4"	4.75"	4.75"	2,800	3VX450	8"
48"	975	L (Low)	19-3/4"	4.75"	4.75"	2,800	3VX450	8"

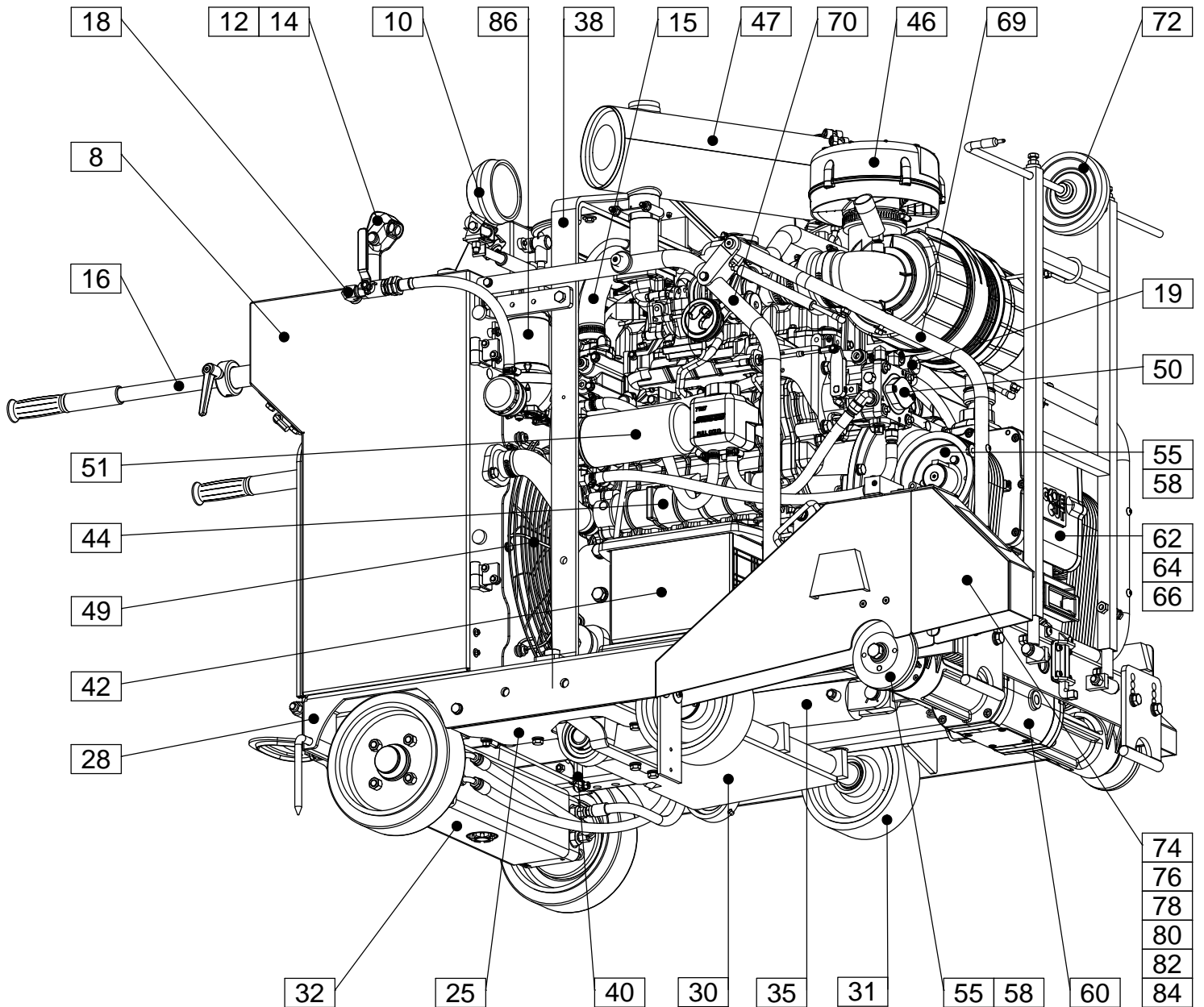
WARNING

The engine exhaust from this product contains chemicals known to the State of California to cause cancer, birth defects or other reproductive harm.

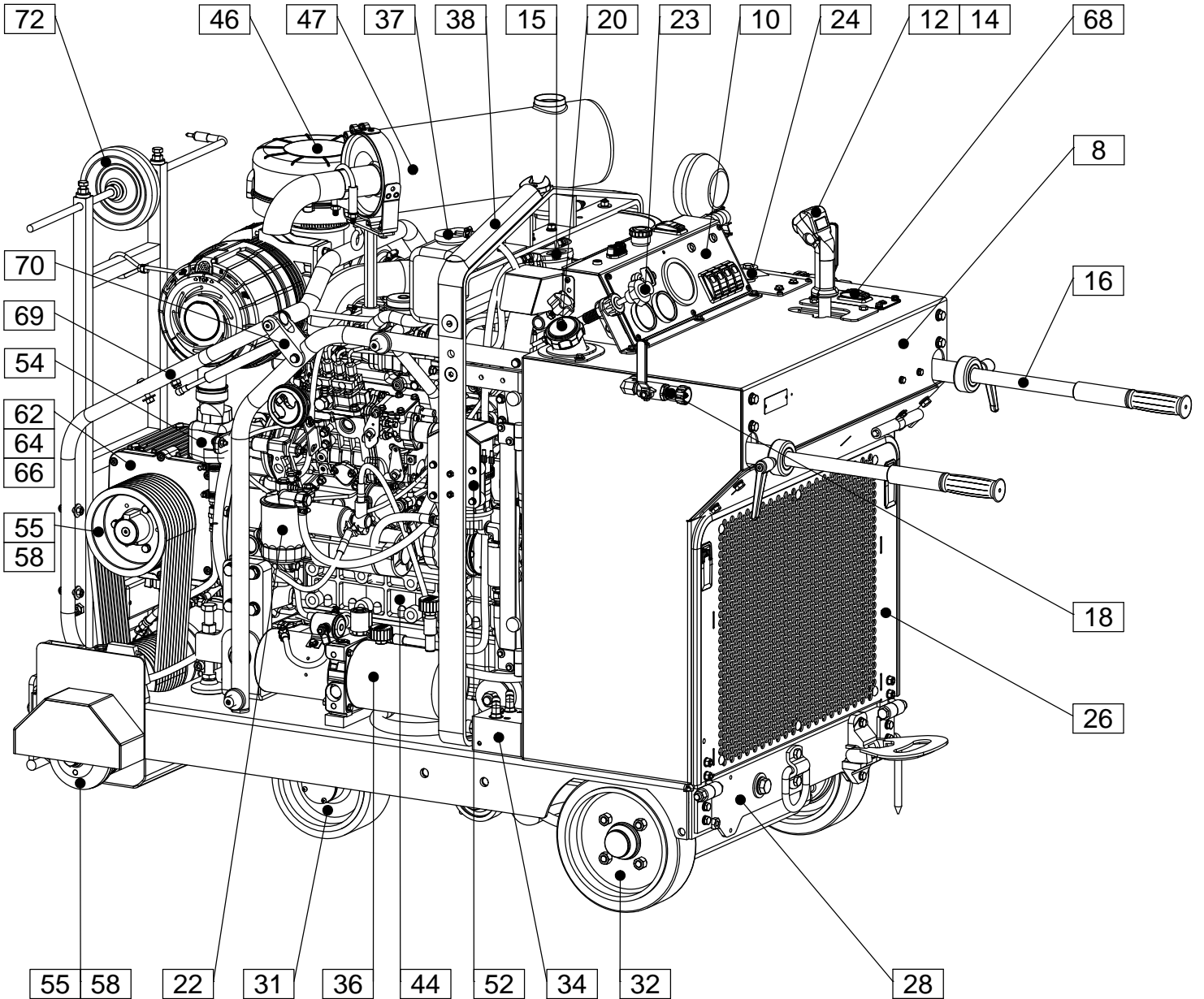
Table of Contents

Pictorial Page Index.....	4,5	Muffler Assembly.....	47
Controls Legend.....	6	Fan Assembly.....	48
Quick Reference Service Filters/Belts/Fluids	7	Fan Shroud Assembly.....	49
Frame Upright Assembly.....	8,9	Hydro Pump Assembly.....	50
Instrument Panel Assembly.....	10,11	Reservoir Tank Assembly.....	51
Speed Control Lever Assembly.....	12,13	Oil Pump & Cooler Assembly.....	52
Control Grip Assembly.....	14	Oil Cooler Assembly.....	53
Filler Neck Assembly.....	15	Expansion Tank Assembly.....	54
Handle Bar Assembly.....	16	Belt Drive Assembly for 1-Speed Saw.....	55-57
Double Rod Cylinder Assembly.....	17	Belt Drive Assembly for 3-Speed Saw.....	58,59
Water Supply Assembly.....	18	Blade Shaft Assembly.....	60,61
Water Valve Assembly.....	19	3-Speed Transmission Assembly.....	62,63
Fuel Tank Assembly.....	20,21	Bevel Gear Box without Clutch.....	64
Fuel Supply Assembly.....	22	Flywheel Coupling Assembly.....	65
Throttle Cable Assembly.....	23	Bevel Gear Box with Clutch.....	66,67
Depth Indicator Assembly.....	24	Clutch Switch Assembly.....	68
Depth Indicator Cable Assembly.....	25	Hood Assembly.....	69
Radiator Assembly.....	26,27	Frame Panel Assembly.....	70,71
Frame Base Assembly.....	28,29	Front Pointer Assembly.....	72
Front Axle Assembly.....	30	20" Blade Guard Assembly.....	74,75
Front Wheel Assembly.....	31	26" Blade Guard Assembly.....	76,77
Rear Axle Assembly.....	32,33	30" Blade Guard Assembly.....	78,79
Valve Block Assembly.....	34	36" Blade Guard Assembly.....	80,81
Hydraulic Cylinder Assembly.....	35	42" Blade Guard Assembly.....	82,83
Hydraulic Lift Pump Assembly.....	36	48" Blade Guard Assembly.....	84,85
Coolant Tank Assembly.....	37	Optional Water Pump Assembly.....	86
Frame Lift Assembly.....	38,39	Optional Weight Kit (55 Pounds).....	87
Depth Stop Assembly.....	40,41	Decal Group.....	88
Battery Assembly.....	42,43	3 Speed Conversion Chart.....	89
Engine Assembly.....	44,45	Blade Speed Conversion Charts.....	90,91
Air Intake Assembly.....	46	Warranty.....	92

Pictorial Page Index



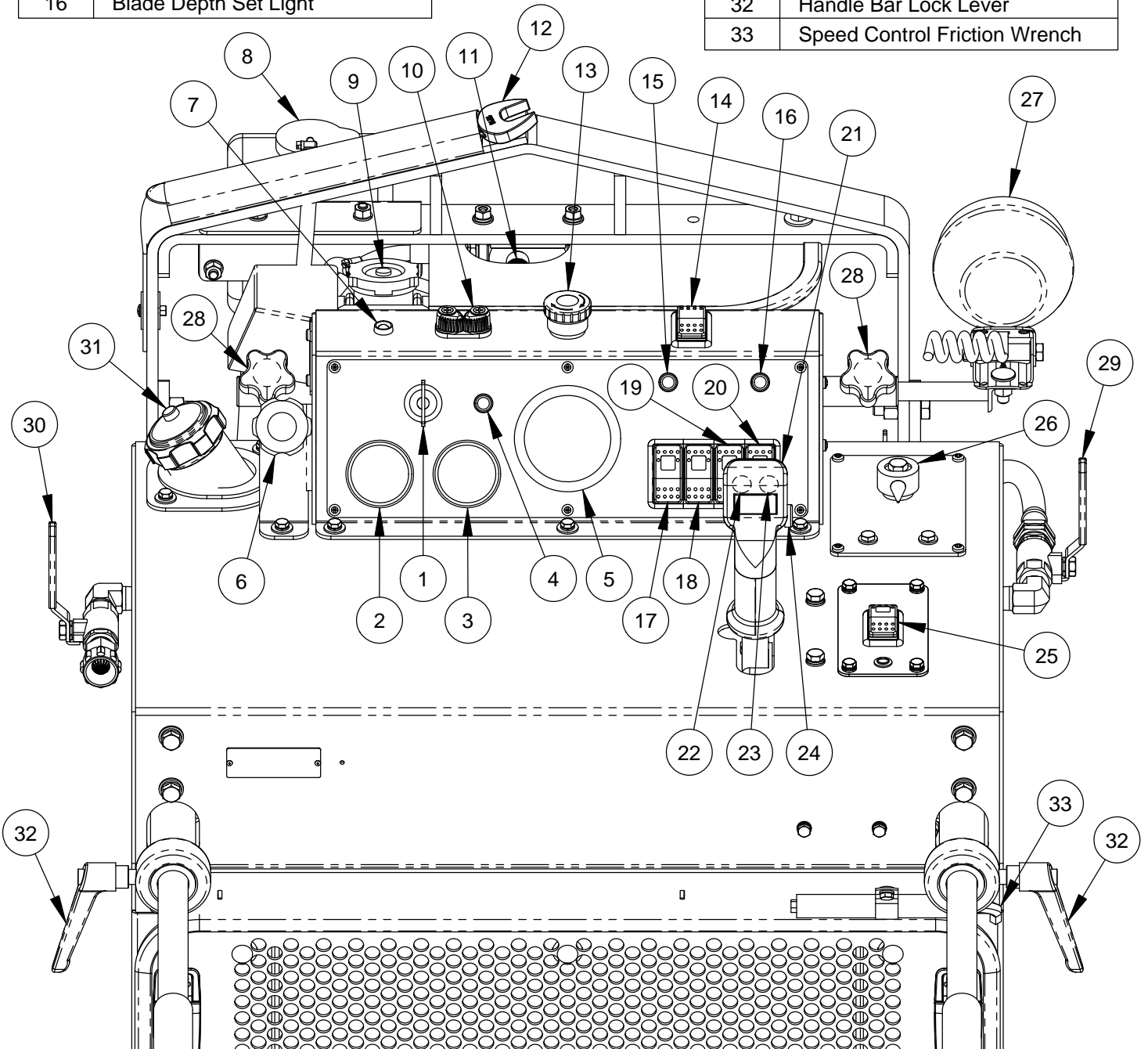
Pictorial Page Index



1	Ignition Switch
2	Coolant Temperature Gauge
3	Engine 4 Warning Light Gauge
4	Low Fuel Light
5	Blade Tachometer / Hour Meter
6	Engine Throttle Control
7	Blade Gearbox Temp Light
8	Coolant Recovery Tank Cap
9	Radiator Filler Cap
10	Pointer Rope Cleat
11	Lowering Speed Control Valve
12	Blade Shaft Wrench
13	Emergency Stop Button
14	Blade Depth Stop Rocker Switch
15	Low Blade Water Light
16	Blade Depth Set Light

Controls Legend

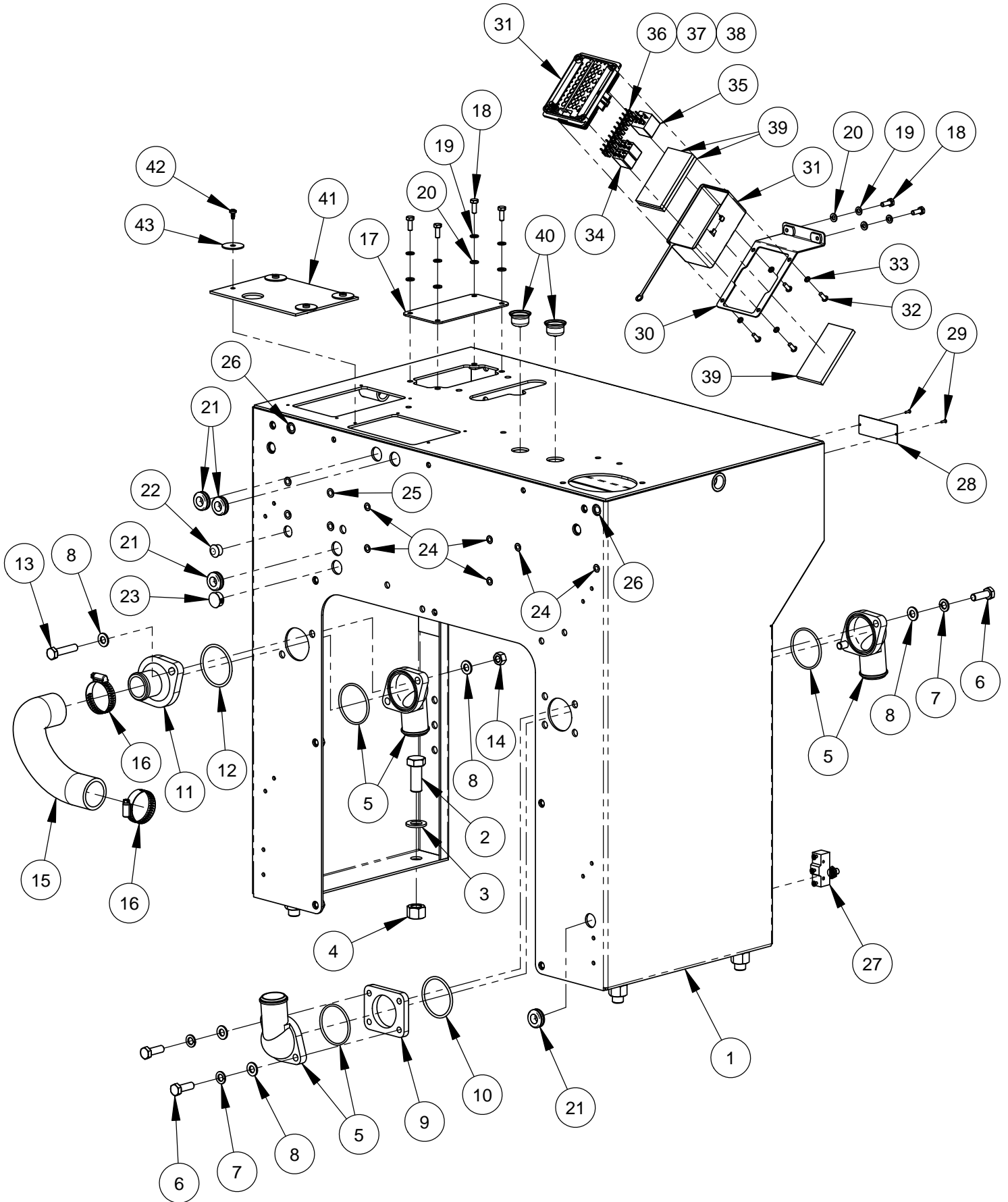
17	Auto Water System Switch
18	Free Wheel Rocker Switch
19	Spot Light Rocker Switch
20	Water Pump Switch (Optional)
21	Travel Speed Control Lever
22	Saw Raise Push Button
23	Saw Lower Push Button
24	Tilt Handle Bar Push Button
25	Blade Clutch Rocker Switch
26	Cutting Depth Indicator
27	Spot Light
28	Spot Light Adjustment Knob
29	Water On/Off Control Valve
30	Water Metering Control Valve
31	Fuel Filler / Gauge Cap
32	Handle Bar Lock Lever
33	Speed Control Friction Wrench



Quick Reference Service Filters / Belts / Fluids

DP Part No.	Description	Manufacturer's Part No.
2702630	Engine Oil Filter	Kubota #HH1CO-32430
2702631	Engine Fuel Filter	Kubota #16631-43560
2501785	In-Line Fuel Tank Filter	Wix #33007
2501352	Outer Primary Air Filter	Donaldson #P828889
2501353	Inner Safety Air Filter	Donaldson #P829333
3201971	Hydraulic Oil Filter	Zinga AE-10L
3201941	Mini In-Line Oil Filter	Arrow #EK9052V-90
2503875	Blade Shaft Belt	Gates #3VX366
2500037	Blade Shaft Belt	Gates #3VX375
2503876	Blade Shaft Belt	Gates #3VX385
2500794	Blade Shaft Belt	Gates #3VX450
2500468	Engine Oil (3 Gallons)	SAE 15W-40
2503719	Engine Coolant (3 Gallons)	Antifreeze Pre-mixed
2503930	Bevel Gearbox Oil (3 Quarts)	SAE 75W-90 Synthetic
2503930	3-Speed Transmission Oil (3 Quarts)	SAE 75W-90 Synthetic
2503954	Blade Gearbox Fluid (2 Quarts)	Synthetic ATF
2500468	Lift Pump Fluid (2 Quarts)	SAE 15W-40
2500468	Wheel Motors / Pump Fluid (2 Quarts)	SAE 15W-40

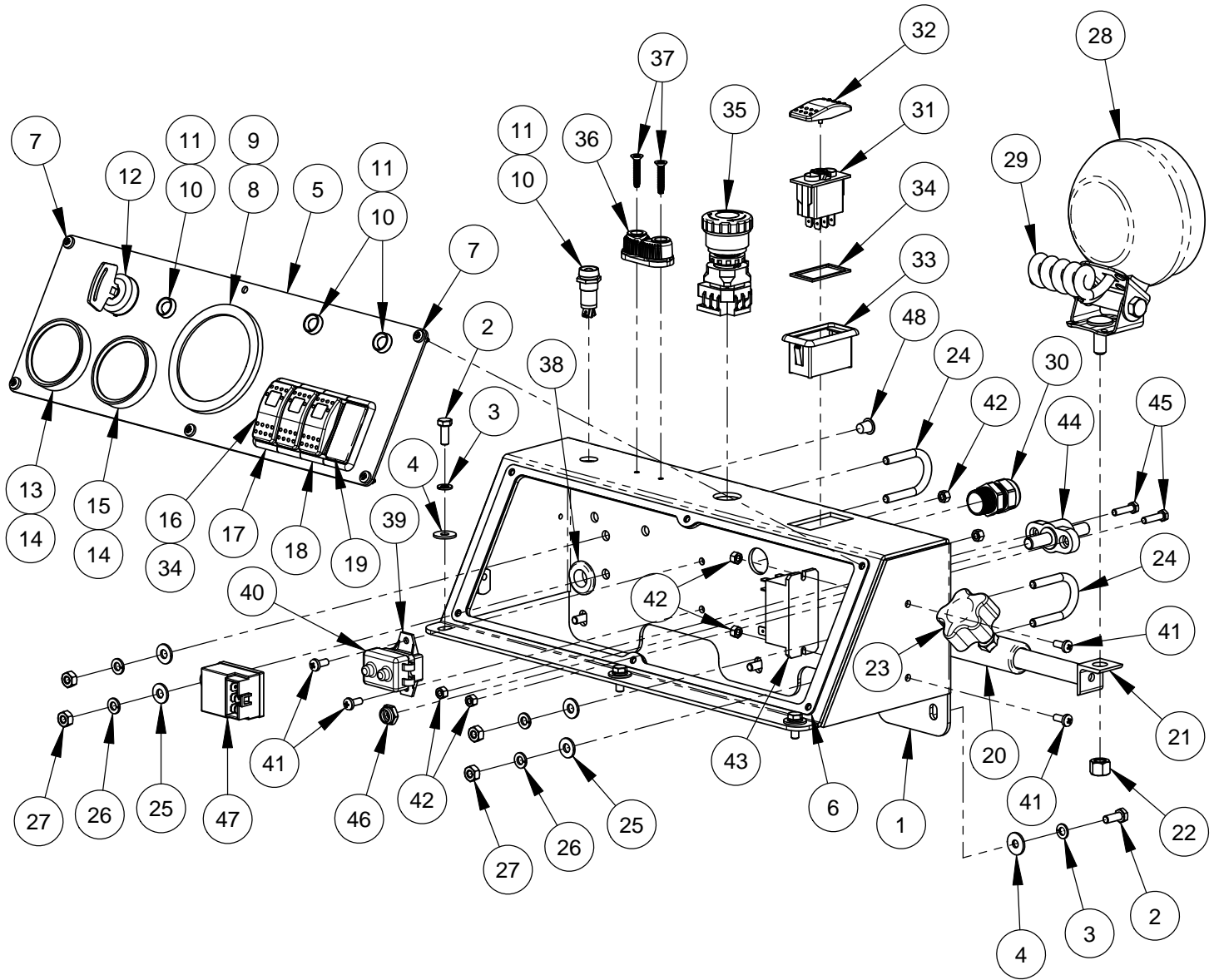
Frame Upright Assembly #6017401



Frame Upright Assembly #6017401

ITEM	PART NO.	QTY	DESCRIPTION
1	6017361	1	Frame Upright
2	2900731	4	Cap Screw, Hex Hd., M16-2.0 x 40mm
3	2901358	4	Flat Washer, M16
4	2900670	4	Lock Nut, M16-2.0 Nylon Insert
5	2502399	3	Water Neck with O-Ring
6	2900223	4	Cap Screw, Hex Hd., M10-1.5 x 30mm
7	2900321	4	Lock Washer, M10 Split
8	2901356	8	Flat Washer, M10
9	6017376	1	Water Neck Mount Plate
10	2503735	1	O-Ring #227
11	6017005	1	Water Neck (Modified)
12	2503774	1	O-Ring #228
13	2900317	2	Cap Screw, Hex Hd., M10-1.5 x 45mm
14	2900304	2	Lock Nut, M10-1.5 Nylon Insert
15	3201976	1	Coolant Hose, 1-1/2"
16	3202142	2	Hose Clamp #24
17	6017212	1	Cover Plate
18	2900341	6	Cap Screw, Hex Hd., M6-1.0 x 16mm
19	2900765	6	Lock Washer, M6 Split
20	2901494	6	Flat Washer, M6
21	2503712	4	Grommet, 9/16" I.D.
22	2500694	1	Plug, 5/8" Hole
23	2503746	1	Plug, 13/16" Hole
24	2503744	6	Plug, 1/4" Hole (Tapered)
25	2503749	4	Plug, 5/16" Hole (Tapered)
26	2503889	2	Plug, 3/8" Hole (Tapered)
27	2800926	1	Door Interlock Switch
28	1800169	1	Serial Number Plate, US
29	2900096	2	Rivet, 3/32" Dia.
30	6017433	1	Fuse Panel Bracket
31	2801488	1	Fuse Panel with Cover
32	2900708	4	Machine Screw, Rd. Hd., #10-32 x 1/2"
33	2900038	4	Lock Washer, #10 Split
34	2801490	2	Relay, 35 Amp Micro
35	2801491	1	Relay, 50 Amp Mini
36	2801439	8	Fuse, 10 Amp Mini (Red)
37	2801440	1	Fuse, 15 Amp Mini (Blue)
38	2801590	1	Fuse, 20 Amp Mini (Yellow)
39	6017456	3	Foam Cushion 3-3/4"
40	2503970	2	Plug, 1" Hole
41	6017442	1	Panel Gasket
42	2900021	4	Tap Screw, Pan Hd., #10-24 x 3/8"
43	2900083	4	Fender Washer, 1/4" x 1-1/4"

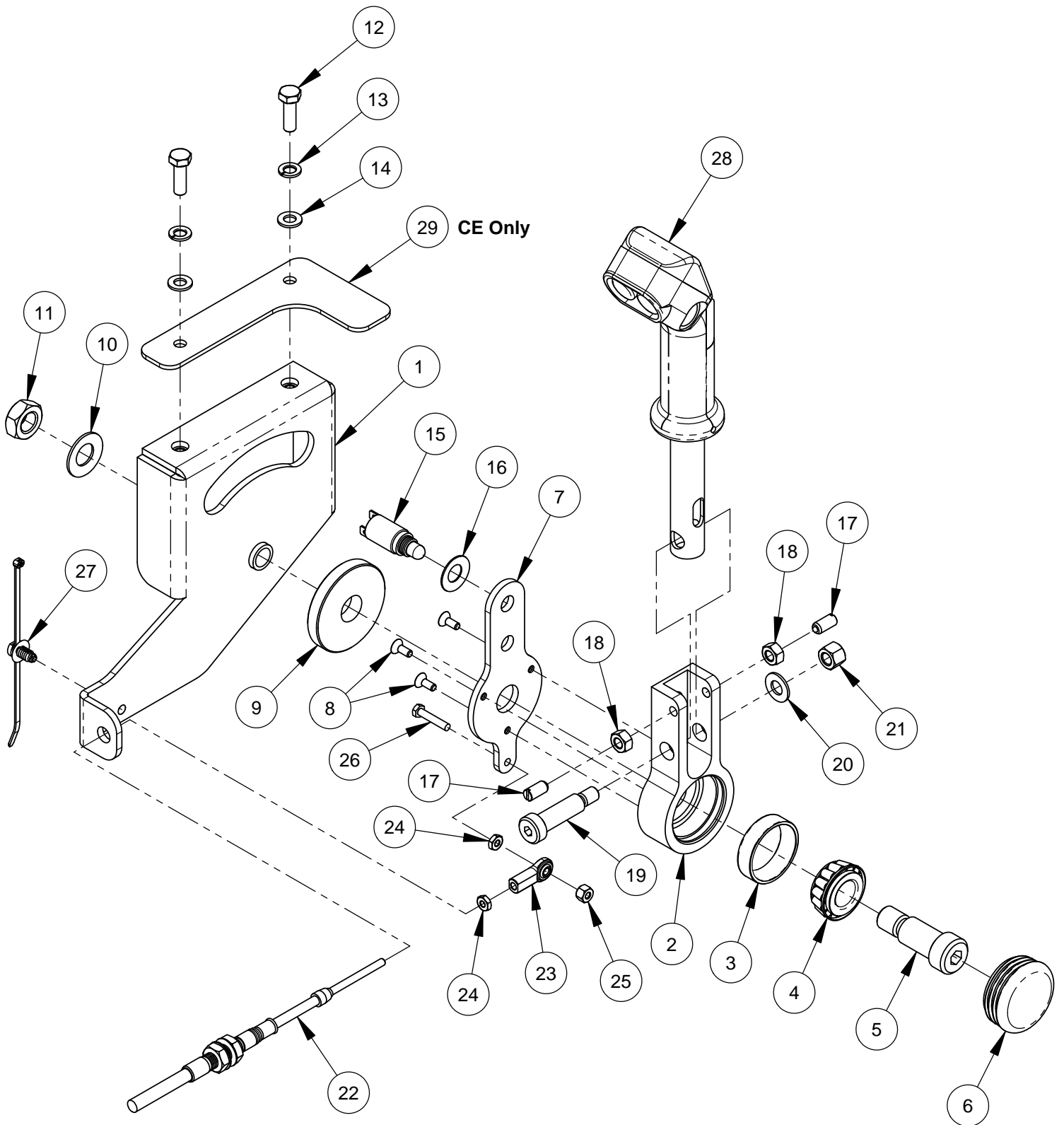
Instrument Panel Assembly #6017402A



Instrument Panel Assembly #6017402A

ITEM	PART NO.	QTY	DESCRIPTION
1	6017374	1	Instrument Box
2	2900341	6	Cap Screw, Hex Hd., M6-1.0 x 16mm
3	2900765	6	Lock Washer, M6 Split
4	2901359	6	Fender Washer, M6
5	6017047	1	Gauge Panel
6	6017460	1	Gasket, Gauge Panel
7	2900021	6	Tap Screw, Pan Hd., #10-24 x 3/8"
8	2800610	1	Tach/Hour Meter (VDO)
9	2400628	1	O-Ring #152
10	2800915	4	Indicator Light (Red)
11	2503982	4	O-Ring
12	2705001	1	Ignition Switch & Keys
	2705000	1	Ignition Keys Only (Pair)
13	2800617	1	Water Temperature Gauge
14	2503981	2	O-Ring #033
15	2705003	1	Cluster Gauge, 4 Warning Light
16	2800808	3	Rocker Switch
17	2800615	2	Rocker Mount End Panel
18	2800616	2	Rocker Mount Middle Panel
19	2800262	1	Rocker Mount Panel Plug
20	6017049	1	Light Mount Tube
21	6010106	1	Light Bar
22	2900018	1	Lock Nut, 3/8-16 Nylon
23	2400157	2	Hand Lock Knob, 5/16-18 x 1"
24	2900241	2	U-Bolt, 1/2" Pipe
25	2900009	4	Flat Washer, 1/4" SAE
26	2900024	4	Lock Washer, 1/4" Split
27	2900125	4	Hex Nut, 1/4-20
28	2500194	1	Spot Light, 12 Volt
29	6017086	1	Coiled Light Cord (1 Foot)
30	2800623	1	Cord Grip, 1/2" NPT Nylon
31	2800258	1	Rocker Switch Body
32	2800259	1	Rocker Switch Actuator
33	2800260	1	Rocker Mount Panel
34	2800261	5	Rocker Panel Gasket
35	2801367	1	E-Stop Switch
36	2501427	1	Rope Cleat
37	2900483	2	Tap Screw, Flat Hd., #10-24 x 1"
38	2503712	1	Grommet, 9/16" I.D.
39	2800643	1	Circuit Breaker, 40 Amp
40	2800364	1	Circuit Breaker Boot
41	2900794	4	Machine Screw, Pan Hd., M5-0.8 x 12mm
42	2900301	6	Lock Nut, M5-0.8 Nylon Insert
43	2801262	1	Relay, 30 Amp, 12V, DPST
44	2800626	1	Ground Stud Block
45	2900309	2	Cap Screw, Hex Hd., M5-0.8 x 20mm
46	2903246	1	Jam Lock Nut, 3/8-16
47	2705006	1	Timer, 12V DC
48	2503749	1	Plug, 5/16" Hole (Tapered)

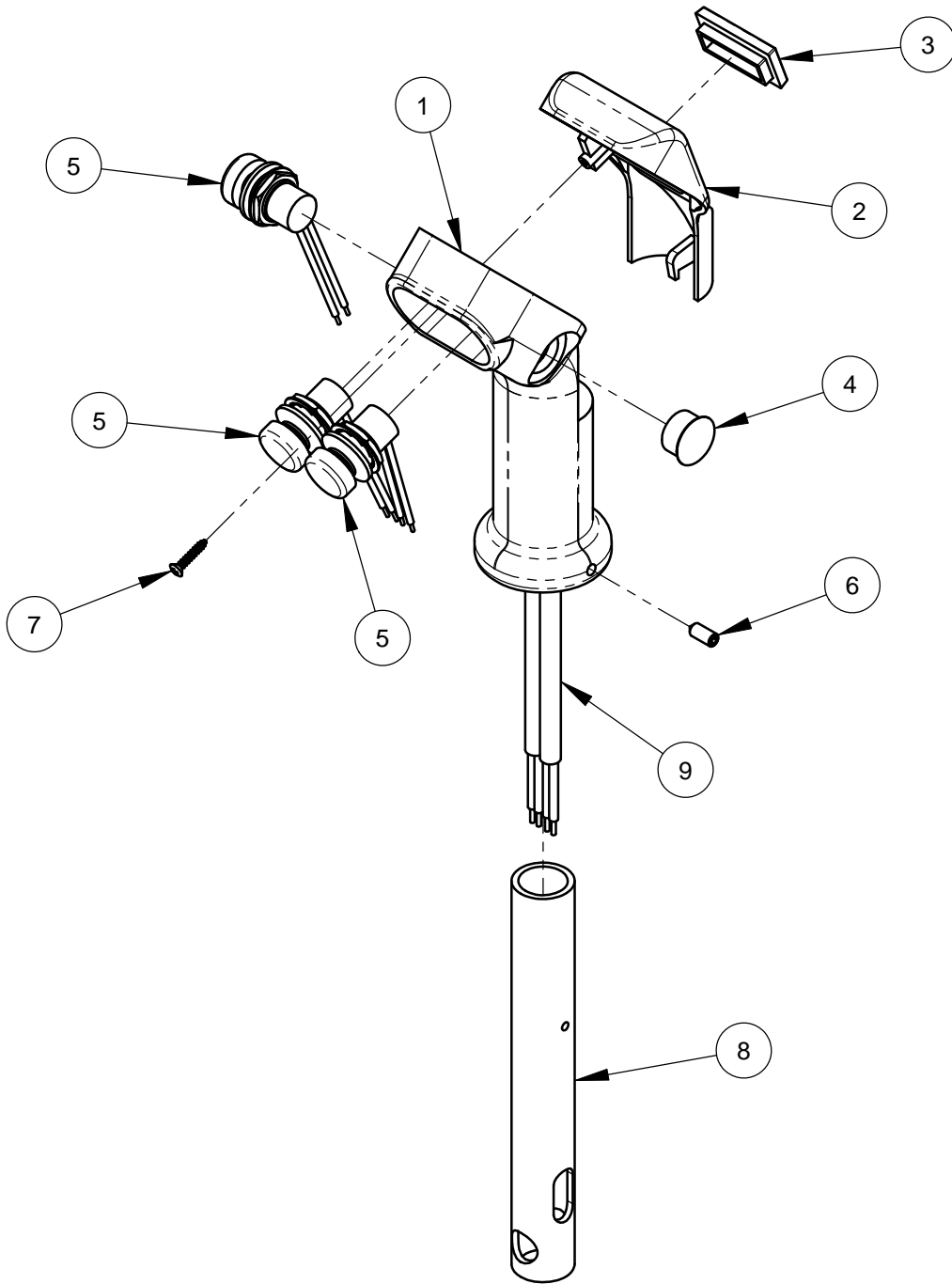
Speed Control Lever Assembly #6017403A



Speed Control Lever Assembly #6017403A

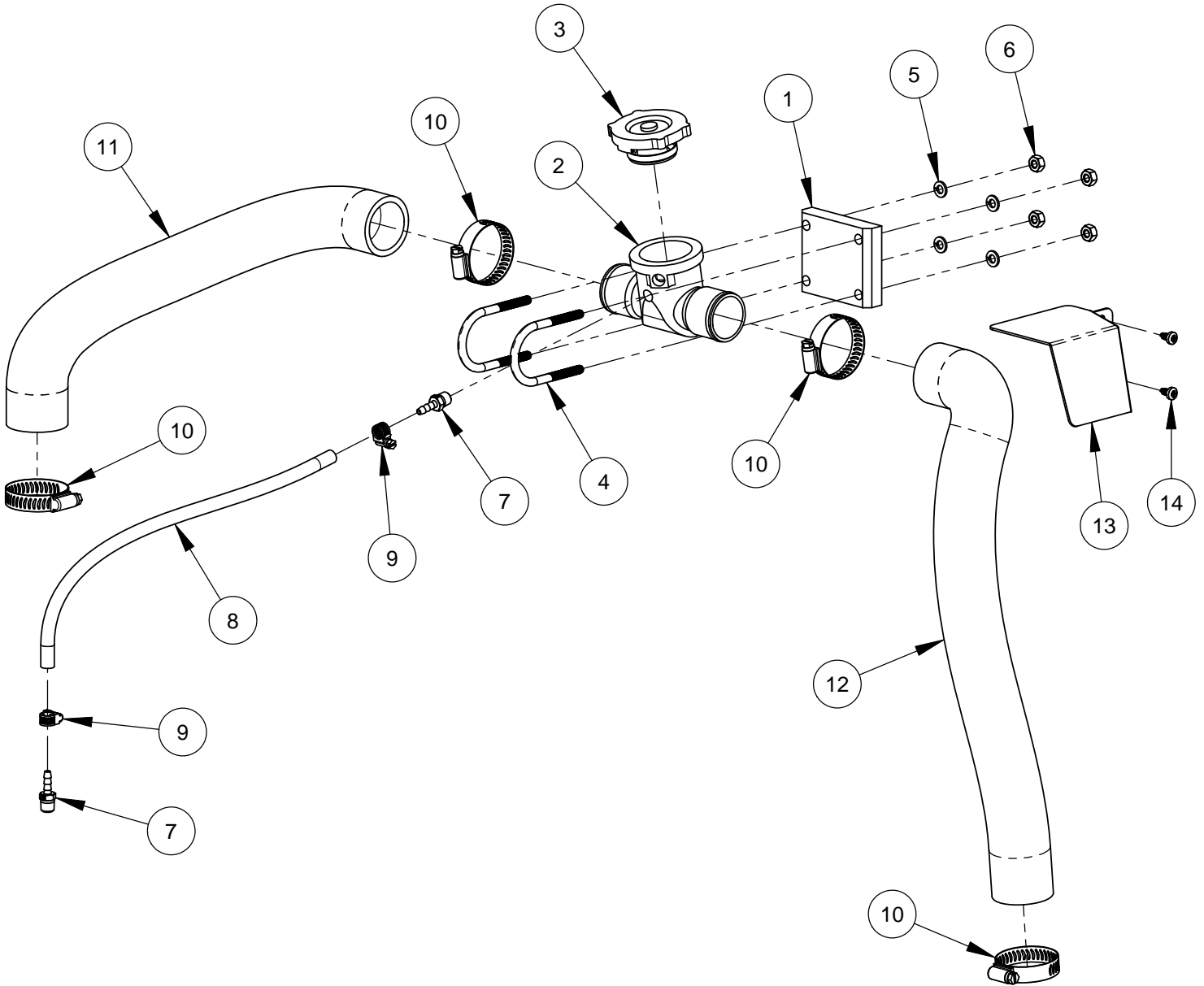
ITEM	PART NO.	QTY	DESCRIPTION
1	6017384	1	Speed Control Frame
2	6017023	1	Pivot Housing
3	2502384	1	Bearing Cup
4	2502383	1	Bearing Cone
5	2900825	1	Shoulder Screw, 3/4" x 1-1/4" (5/8-11)
6	2502385	1	Grease Cap
7	6017129	1	Swing Arm
8	2900978	3	Cap Screw, Flat Hd., #10-24 x 1/2"
9	6011234	1	Friction Disc, 3/4" x 2-1/2" x 3/8"
10	2900478	1	Belleville Washer, 5/8"
11	2900256	1	Jam Nut, 5/8-11
12	2900360	2	Cap Screw, Hex Hd., M8-1.25 x 25mm
13	2900763	2	Lock Washer, M8 Split
14	2901336	2	Flat Washer, M8
15	2800927	1	Neutral Safety Switch
16	2900665	1	Belleville Washer, 1/2"
17	2502386	2	Spring Plunger M8
18	2900343	2	Hex Nut, M8-1.25
19	2900826	1	Shoulder Screw, 1/2" x 1-1/2" (3/8-16)
20	2900014	1	Flat Washer, 3/8" SAE
21	2900018	1	Lock Nut, 3/8-16 Nylon
22	2503781	1	Control Cable 41"
23	2500791	1	Rod End, #10-32 Female
24	2900188	2	Hex Nut, #10-32
25	2900688	1	Lock Nut, #10-32 Nylon
26	2900687	1	Machine Screw, Hex Hd., #10-32 x 1"
27	2800916	1	Anchor Mount Zip Tie
28	6017182	1	Control Grip Assembly
29	6017319	1	Limiter Plate (CE)

Control Grip Assembly #6017182



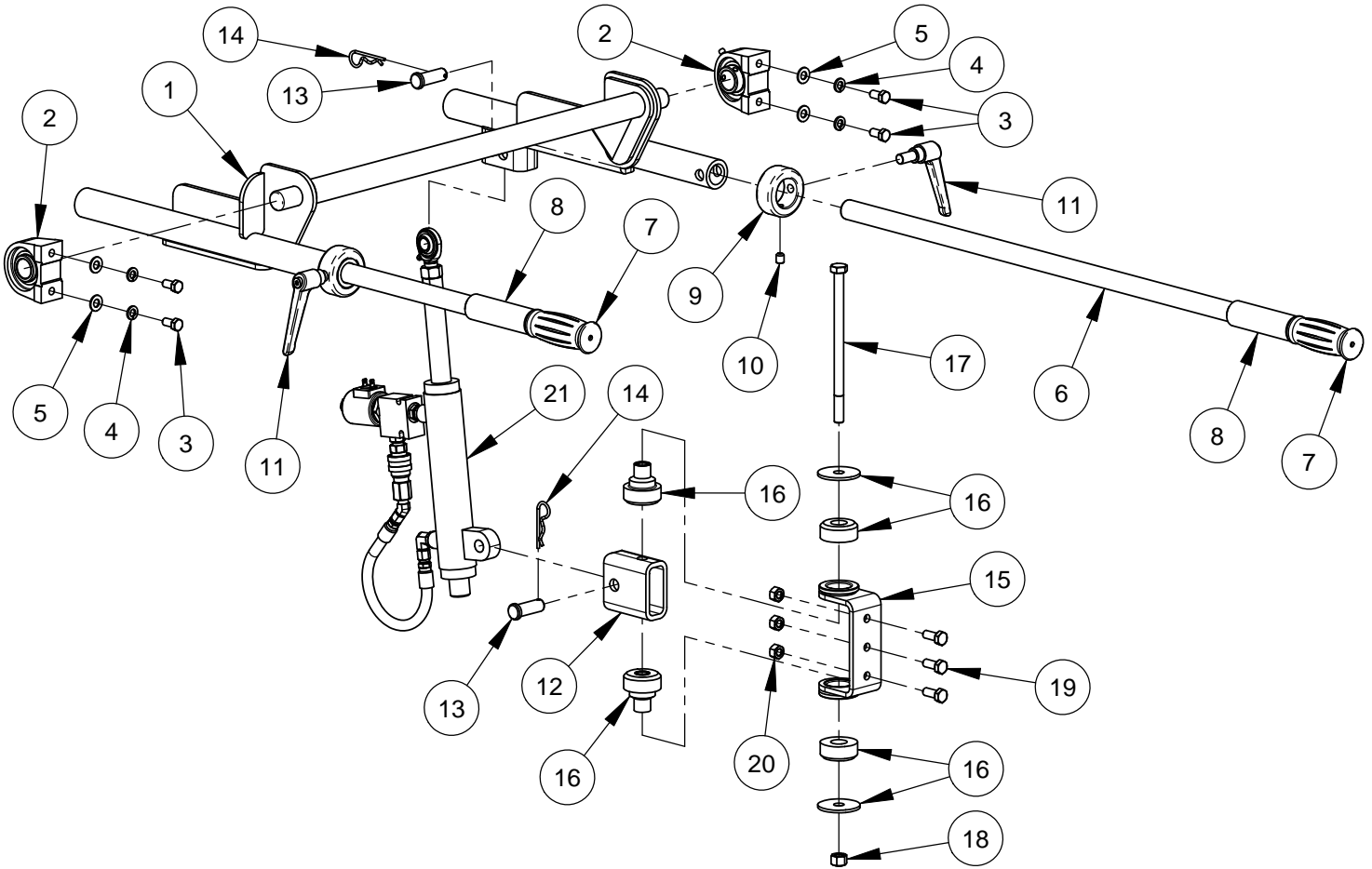
ITEM	PART NO.	QTY.	DESCRIPTION
1	2501280	1	Control Grip Body
2	2501281	1	Control Grip Cover
3	2500644	1	Plug, Rectangular
4	2500694	1	Plug, 5/8" Hole
5	2800373	3	Pushbutton Switch (B&W)
6	2900453	1	Set Screw, Soc. Hd., M5 x 12mm
7	2900452	1	Machine Screw, Oval Hd., #4 x 5/8"
8	6017025	1	Speed Control Tube
9	6017274	1	Control Grip Harness

Filler Neck Assembly #6017242



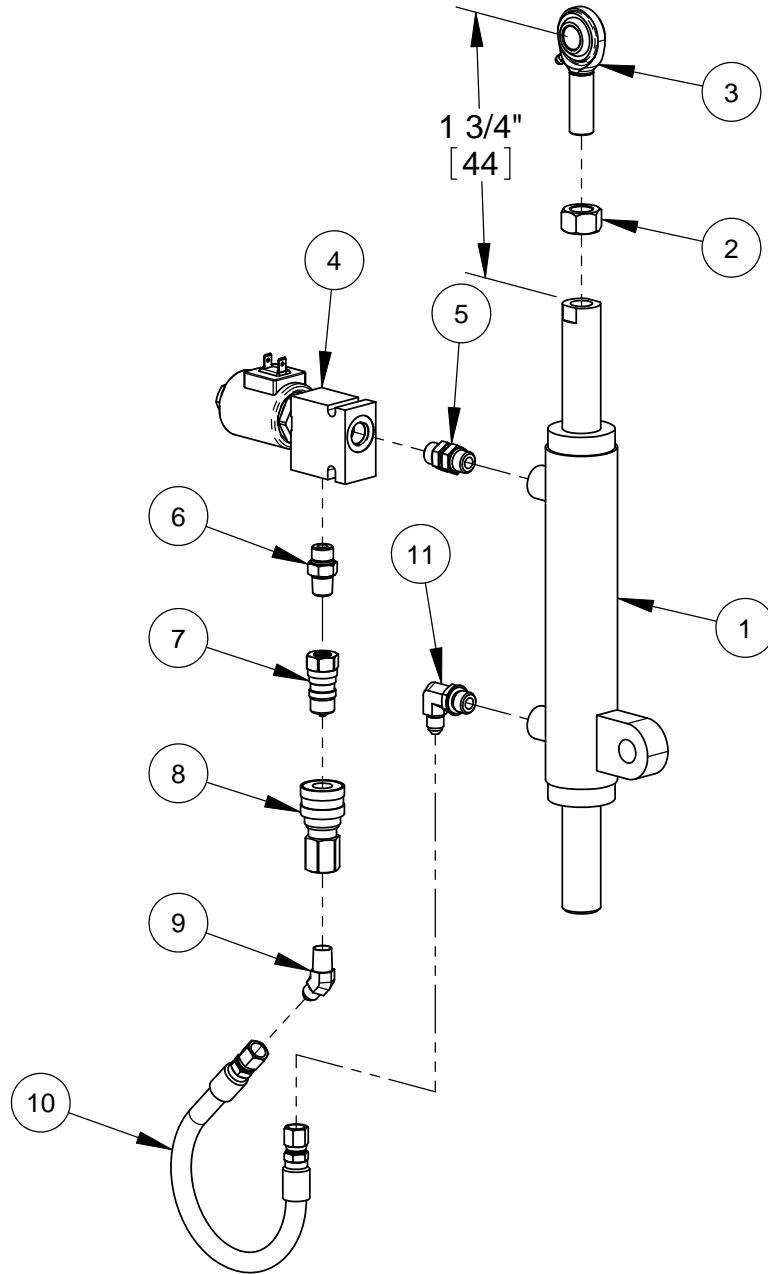
ITEM	PART NO.	QTY	DESCRIPTION
1	6017140	1	Filler Neck Spacer
2	6017283	1	Radiator In-Line Filler Neck
3	2502381	1	Radiator Cap
4	2900379	2	U-Bolt, 1" Pipe
5	2900024	4	Lock Washer, 1/4" Split
6	2900125	4	Hex Nut, 1/4-20
7	3200187	2	Fitting, 1/8" M. Pipe to 3/16" Hose Barb
8	6017277	1	Hose, 3/16" I.D. x 17"
9	3200062	2	Hose Clamp #4
10	3202142	4	Hose Clamp #24
11	3201977	1	Coolant Hose, 1-1/2"
12	3202001	1	Coolant Hose, 1-1/2"
13	6017393	1	Hose Cover
14	2900021	2	Tap Screw, Pan Hd., #10-24 x 3/8"

Handle Bar Assembly #6017404



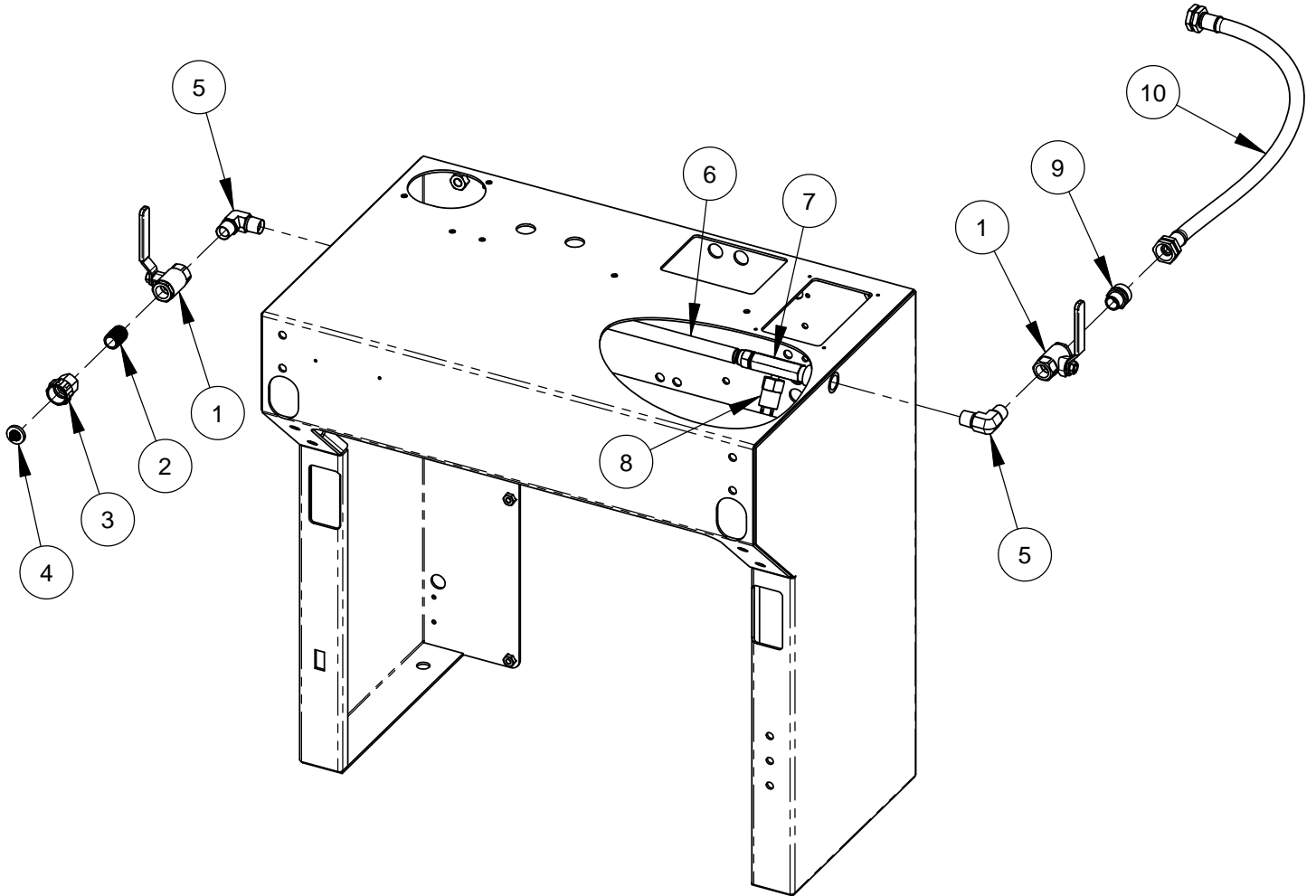
ITEM	PART NO.	QTY	DESCRIPTION
1	6017026	1	Handle Holder Frame
2	2500732	2	Pillow Block Bearing 1"
3	2900196	4	Cap Screw, Hex Hd., 3/8-16 x 3/4"
4	2900006	4	Lock Washer, 3/8" Split
5	2900014	4	Flat Washer, 3/8" SAE
6	6010014	2	Handle Bar, 36" Long
7	2500636	2	Handle Grip
8	2501955	2	Handle Stop Grip
9	6017377	2	Lock Collar
10	2901341	2	Set Screw, Soc. Hd., M10-1.5 x 12mm
11	2502390	2	Adjustable Lever 1/2-13 x 1"
12	6017301	1	Isolator Mount Tube
13	2900828	2	Clevis Pin, 5/8" x 1-3/4"
14	2900829	2	Hairpin Cotter, 1/8" x 5/8" to 7/8"
15	6017302	1	Isolator Mount Bracket
16	2503789	2	Vibration Isolator
17	2901342	1	Cap Screw, Hex Hd., M12-1.75 x 200mm
18	2900327	1	Lock Nut, M12-1.75 Nylon Insert
19	2900333	3	Cap Screw, Hex Hd., M10-1.5 x 25mm
20	2900304	3	Lock Nut, M10-1.5 Nylon Insert
21	6017243	1	Double Rod Cylinder Assembly

Double Rod Cylinder Assembly #6017243



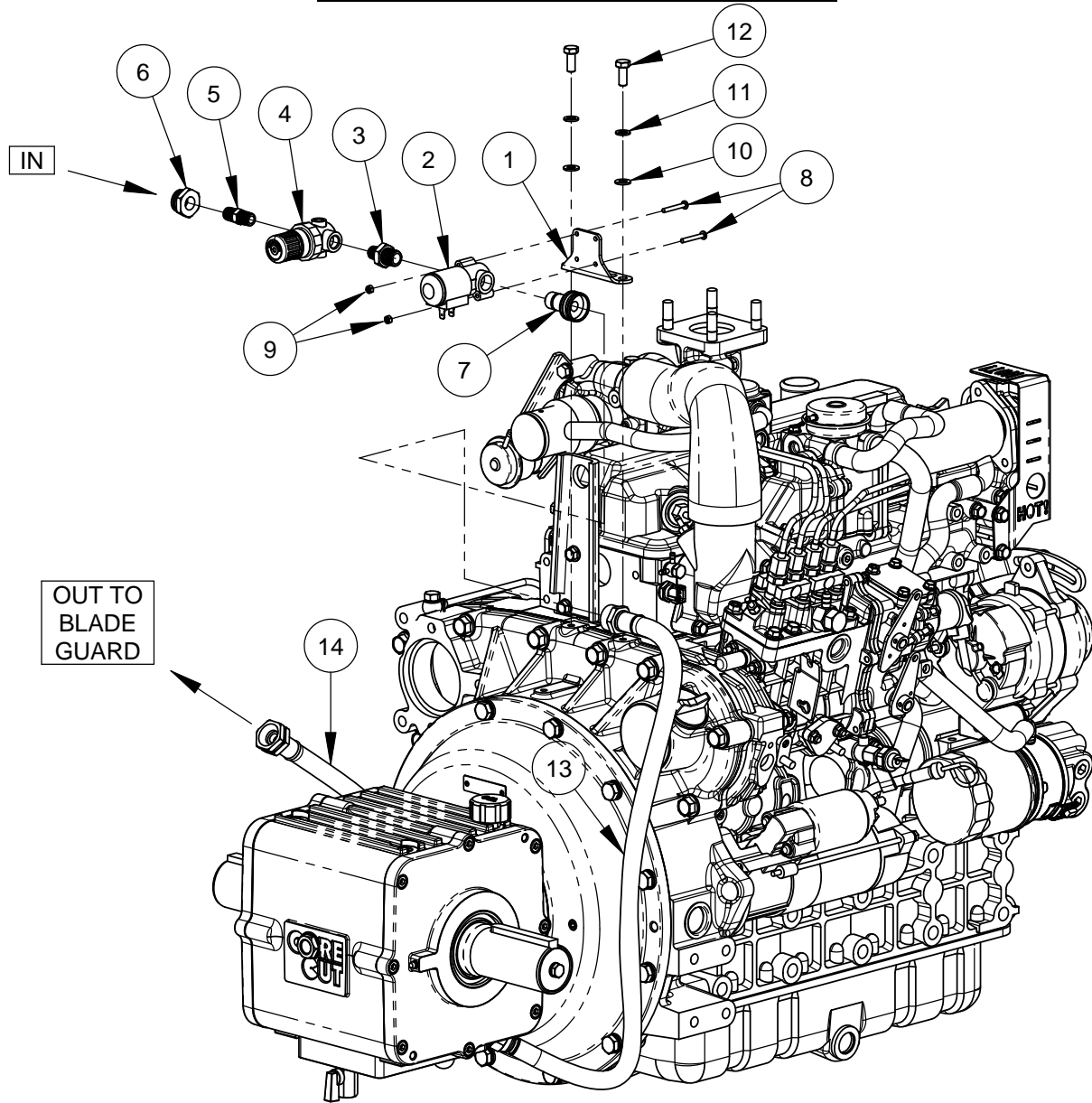
ITEM	PART NO.	QTY	DESCRIPTION
1	2503725	1	Cylinder, Double Rod
2	2900255	1	Hex Nut, 5/8-18
3	2503732	1	Rod End, 5/8-18 Male
4	3201660	1	Valve, Solenoid Blocking
5	3201661	1	Union, 3/8" to 3/8" O-Ring
6	3201662	1	Adapter, 3/8" O-Ring to 1/4" M. Pipe
7	3200381	1	Nipple, 1/4" Q.D.
8	3200382	1	Coupler, 1/4" Q.D.
9	3201663	1	Elbow, 1/4" M. Pipe to 1/4" M. JIC (45 deg)
10	6017196	1	Hose Assembly 1/4" x 14"
11	3200551	1	Elbow, 3/8" O-Ring to 1/4" M. JIC

Water Supply Assembly #6017265



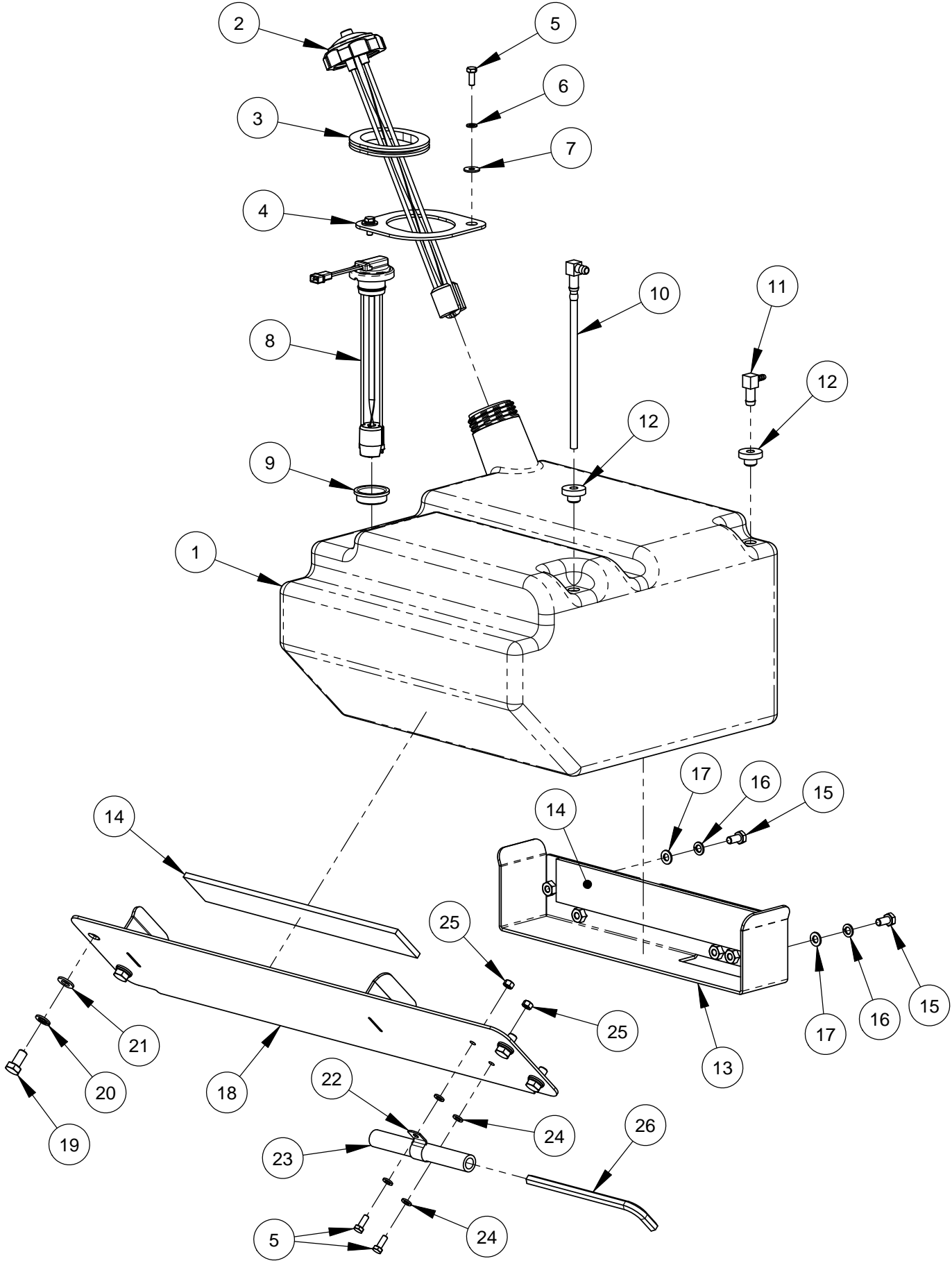
ITEM	PART NO.	QTY	DESCRIPTION
1	3200027	2	Water Valve
2	3200008	1	Close Nipple, 1/2" NPT
3	3200022	1	Fitting, 1/2" F. Pipe to 3/4" F. Garden
4	3200025	1	Hose Filter Washer
5	3200166	2	Elbow, 1/2" Male Pipe
6	6017239	1	Water Hose Assembly 23"
7	6017240	1	Adapter, 1/2" JIC to 1/2" Pipe
8	2800060	1	Water Pressure Safety Switch
9	3200155	1	Fitting, 1/2" M. Pipe to 3/4" M. Garden
10	6040110	1	Water Hose Assembly 60"

Water Valve Assembly #6017266



ITEM	PART NO.	QTY	DESCRIPTION
1	6017235	1	Valve Bracket
2	3200775	1	Water Solenoid Valve
3	3200296	1	Adapter, 3/8" M. Pipe to 1/4" M. Pipe
4	6017454	1	Pressure Regulator (40 PSI)
5	3200060	1	Hex Nipple, 1/4" NPT
6	3200023	1	Fitting, 3/4" M. Garden to 1/4" F. Pipe
7	3202081	1	Fitting, 3/4" F. Garden to 3/8" M. Pipe
8	2901343	2	Machine Screw, Pan Hd., M4-0.7 x 30mm
9	2900457	2	Lock Nut, M4-0.7 Nylon Insert
10	2901336	2	Flat Washer, M8
11	2900763	2	Lock Washer, M8 Split
12	2900329	2	Cap Screw, Hex Hd., M8-1.25 x 20mm
13	6017236	1	Water Hose Assembly 32"
14	6017446	1	Water Hose Assembly 72"

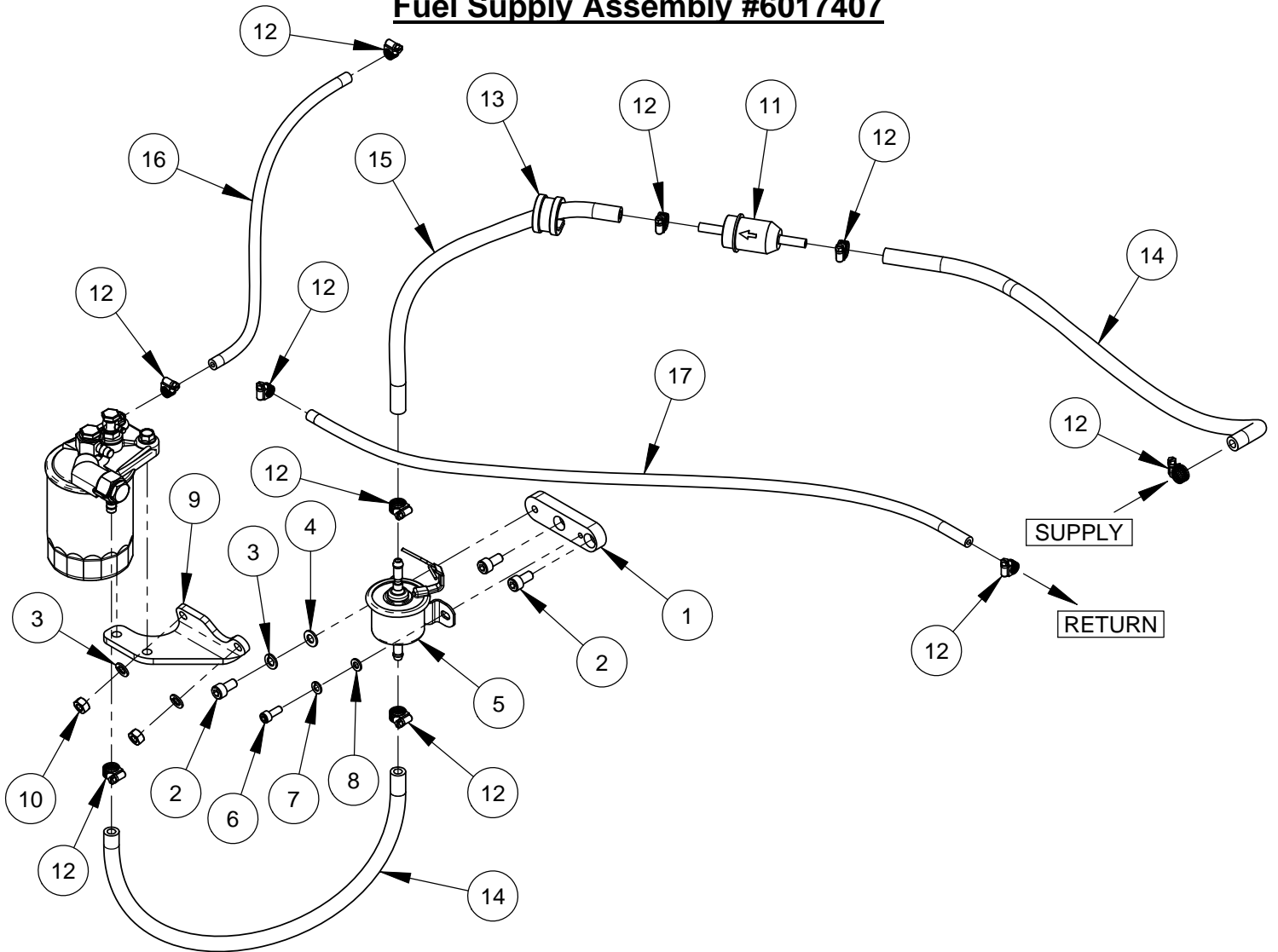
Fuel Tank Assembly #6017405



Fuel Tank Assembly #6017405

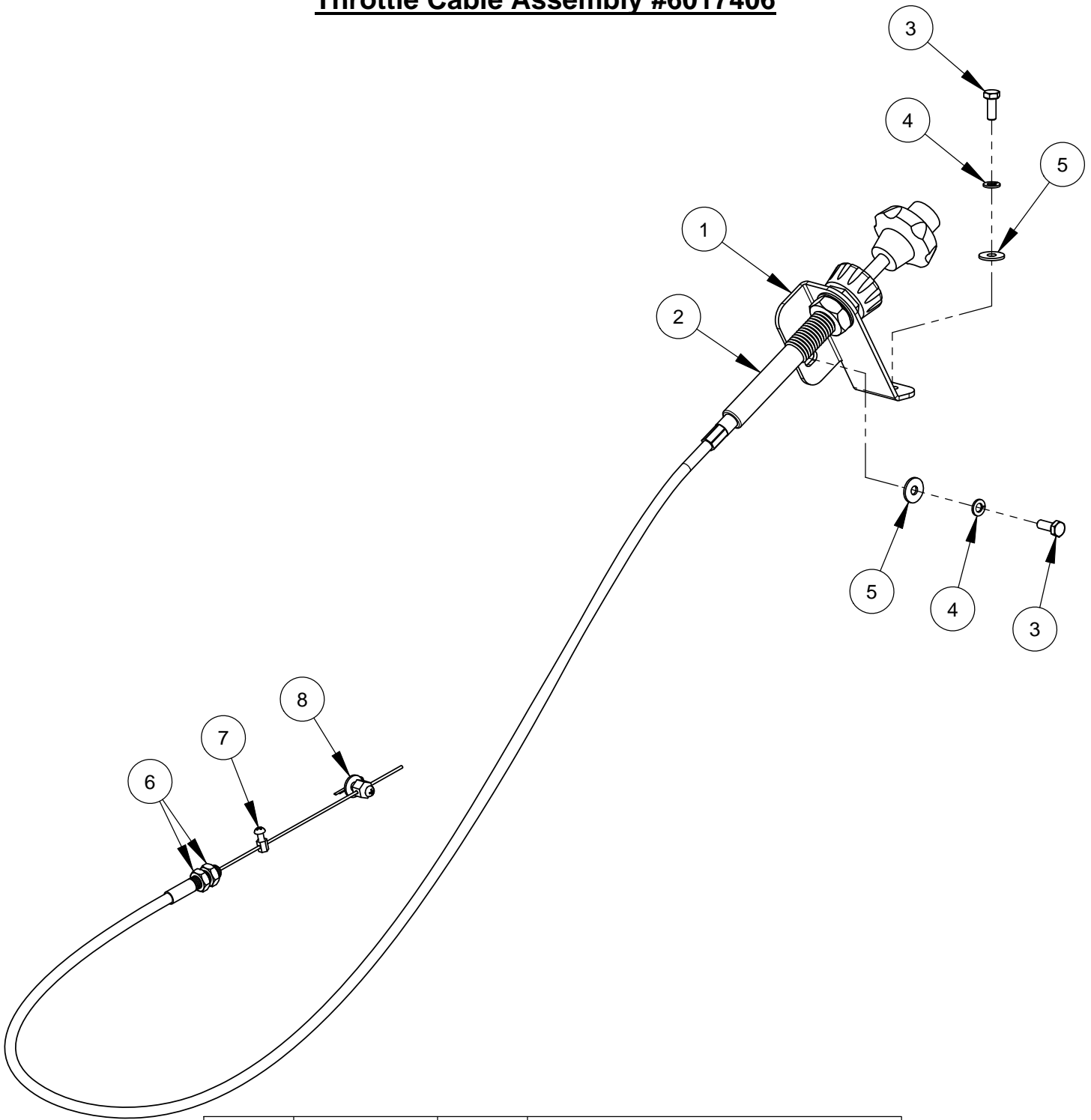
ITEM	PART NO.	QTY	DESCRIPTION
1	6017441	1	Fuel Tank
2	2504786	1	Fuel Tank Cap & Gauge
3	2503706	1	Fuel Tank Grommet
4	6017043	1	Filler Flange Plate
5	2900341	4	Cap Screw, Hex Hd., M6-1.0 x 16mm
6	2900765	2	Lock Washer, M6 Split
7	2901359	2	Fender Washer, M6
8	2503962	1	Fuel Level Sender
9	2503963	1	Grommet, Fuel Sender
10	2503708	1	Tank Elbow w/Pick-Up Tube
11	2503709	1	Tank Elbow, 3/16" Barb
12	2501215	2	Bushing, Rubber, Tank
13	6017385	1	Tank Tray
14	6017015	2	Fuel Tank Pad 13-1/2"
15	2900868	2	Cap Screw, Hex Hd., M8-1.25 x 16mm
16	2900763	2	Lock Washer, M8 Split
17	2901336	2	Flat Washer, M8
18	6017042	1	Access Panel
19	2900314	4	Cap Screw, Hex Hd., M10-1.5 x 20mm
20	2900321	4	Lock Washer, M10 Split
21	2901356	4	Flat Washer, M10
22	3201887	1	Hose Clamp
23	6017238	1	Hose, 1/2" I.D. x 6"
24	2901494	4	Flat Washer, M6
25	2900302	2	Lock Nut, M6-1.0 Nylon Insert
26	2501923	1	L-Key, 3/8" Hex

Fuel Supply Assembly #6017407



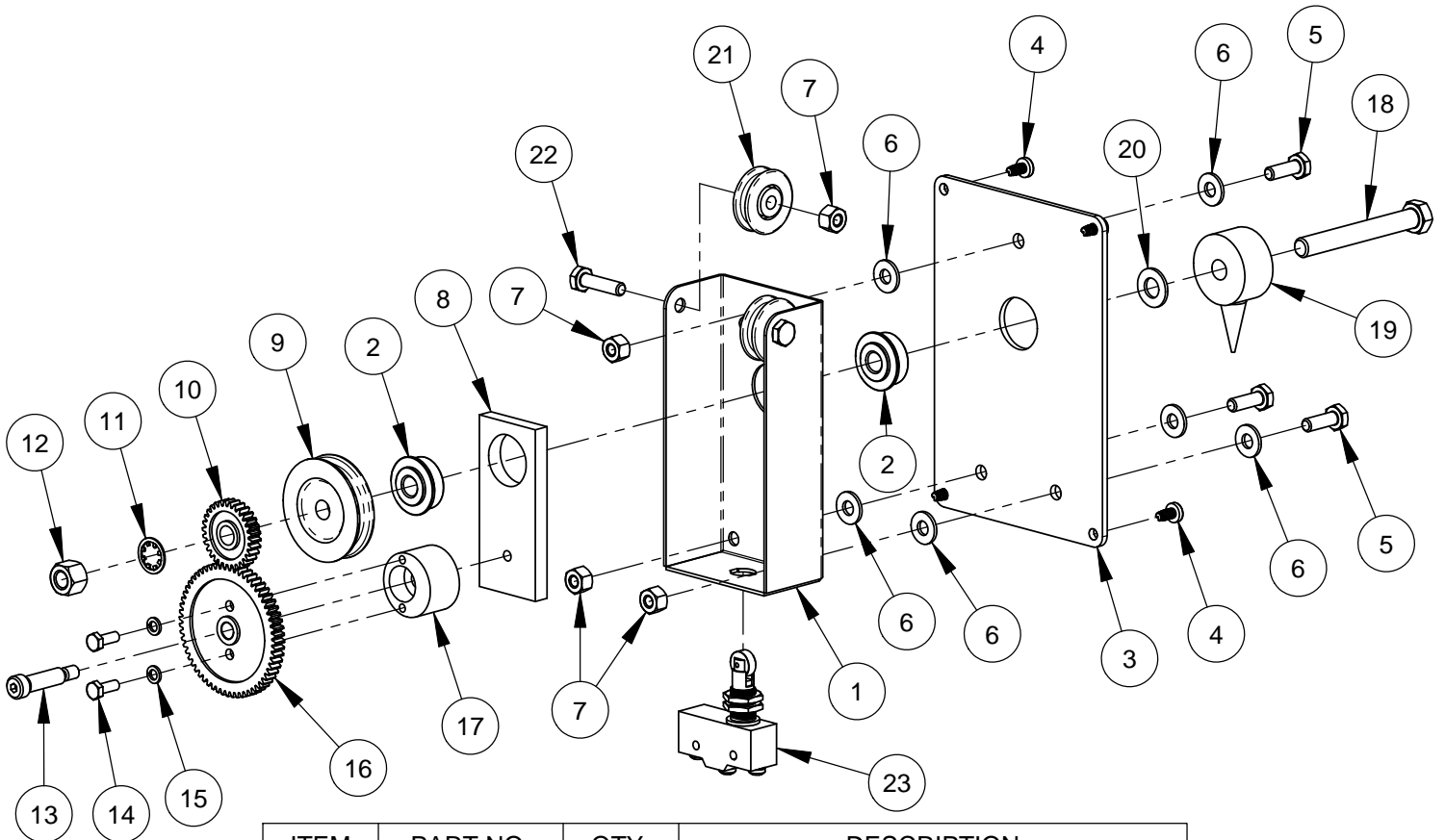
ITEM	PART NO.	QTY.	DESCRIPTION
1	6017146	1	Fuel Pump Mount Bar
2	2900267	3	Cap Screw, Soc. Hd., M8-1.25 x 16mm
3	2900763	3	Lock Washer, M8 Split
4	2901336	1	Flat Washer, M8
5	2705005	1	Electric Fuel Pump
6	2900553	1	Cap Screw, Soc. Hd., M6-1.0 x 16mm
7	2900765	1	Lock Washer, M6 Split
8	2901494	1	Flat Washer, M6
9	6017357	1	Fuel Filter Mount Bracket
10	2900343	2	Hex Nut, M8-1.25
11	2501785	1	Filter, Diesel Fuel
12	3200062	10	Hose Clamp #4
13	3201729	1	Hose Clamp, 1" x 3/4" Wide
14	6017044	2	Fuel Supply Hose, 5/16" I.D. x 20"
15	6017297	1	Fuel Hose, 5/16" I.D. x 14"
16	6017277	1	Hose, 3/16" I.D. x 17"
17	6017045	1	Fuel Return Hose, 3/16" I.D. x 30"

Throttle Cable Assembly #6017406



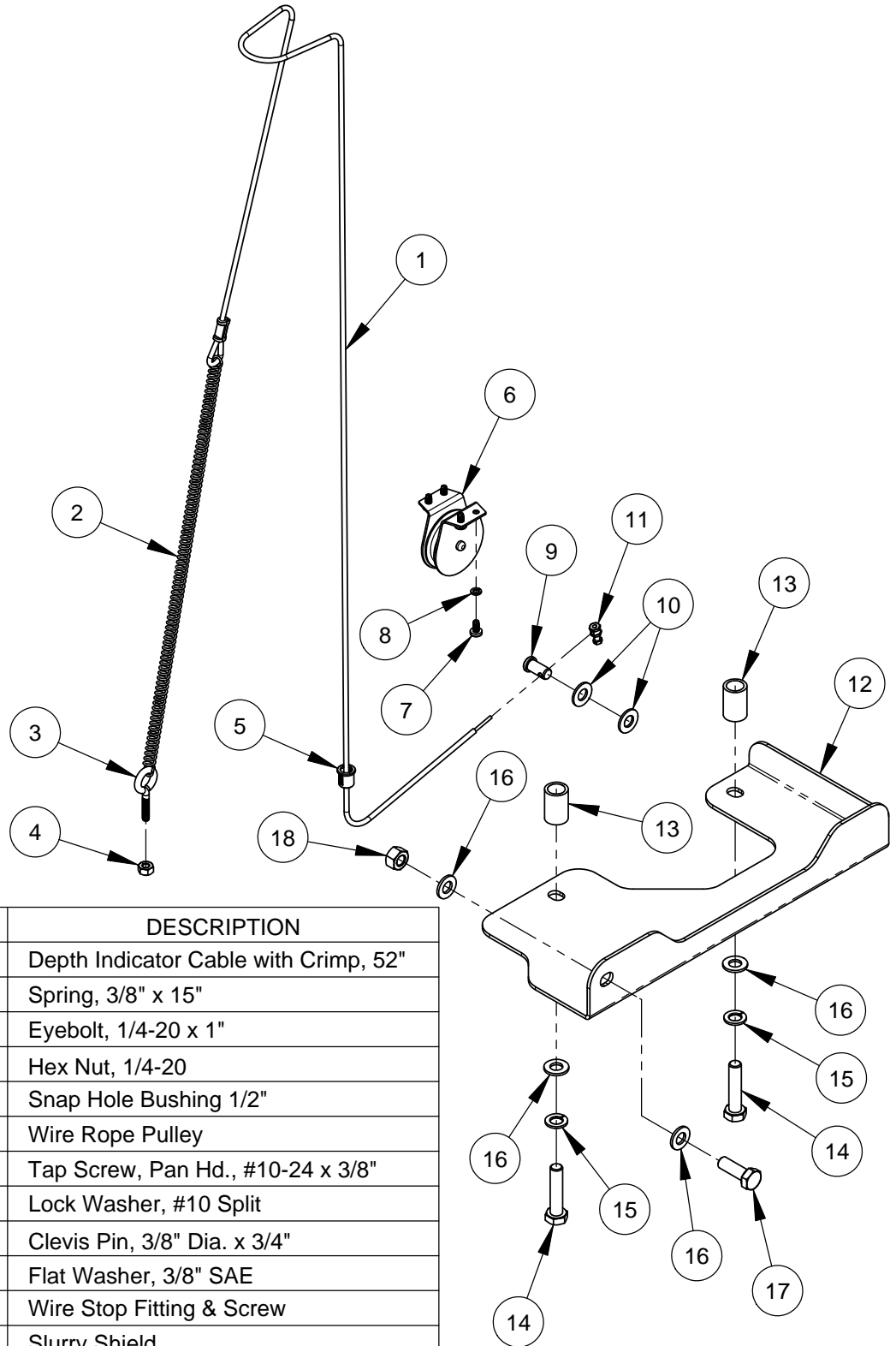
ITEM	PART NO.	QTY.	DESCRIPTION
1	6017132	1	Throttle Bracket
2	2503782	1	Vernier Throttle Cable
3	2900341	2	Cap Screw, Hex Hd., M6-1.0 x 16mm
4	2900765	2	Lock Washer, M6 Split
5	2901359	2	Fender Washer, M6
6	2900696	2	Jam Nut, 3/8-24
7	2503847	1	Wire Stop and Screw
8	2502180	1	Wire Stop Pivot Assembly

Depth Indicator Assembly #6017060



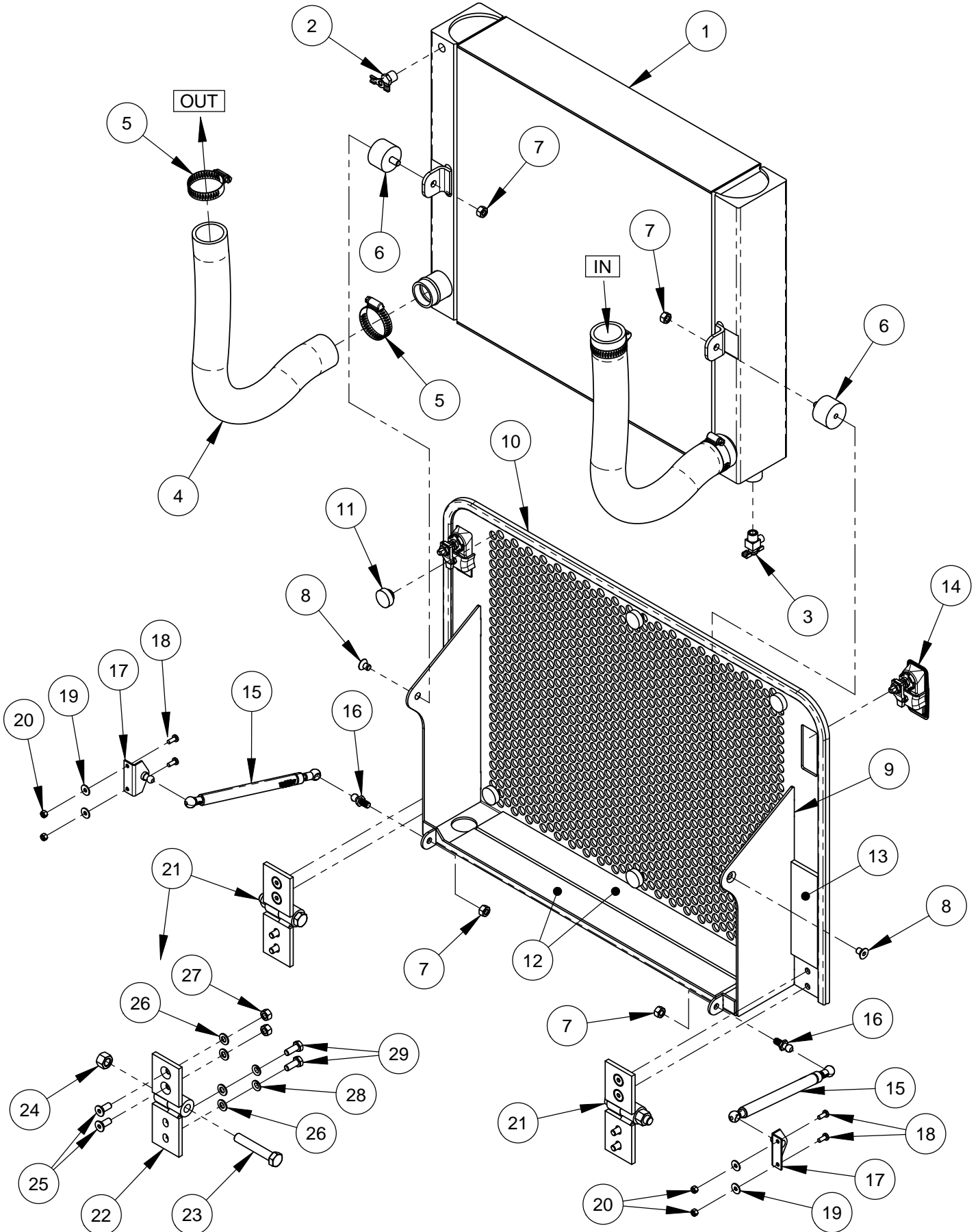
ITEM	PART NO.	QTY.	DESCRIPTION
1	6017031	1	Depth Indicator Bracket
2	2500145	2	Flange Bearing, 3/8"
3	6017032	1	Depth Indicator Panel
4	2900021	4	Tap Screw, Pan Hd., #10-24 x 3/8"
5	2900144	3	Cap Screw, Hex Hd., 1/4-20 x 3/4"
6	2900009	6	Flat Washer, 1/4" SAE
7	2900010	5	Lock Nut, 1/4-20 Nylon
8	6017033	1	Gear Set Plate
9	6017147	1	Cable Pulley
10	6017034	1	Gear, 30 Tooth
11	2900254	1	Lock Washer, 3/8" Internal Tooth
12	2900018	1	Lock Nut, 3/8-16 Nylon
13	2900855	1	Shoulder Screw, 5/16" x 1" (1/4-20)
14	2900448	2	Machine Screw, Hex Hd., #10-32 x 1/2"
15	2900038	2	Lock Washer, #10 Split
16	6017035	1	Gear, 60 Tooth
17	6017036	1	Cam
18	2900035	1	Cap Screw, Hex Hd., 3/8-16 x 3"
19	6010091	1	Depth Indicator Pointer
20	2901383	1	Friction Washer, 3/8"
21	2500155	2	Cable Pulley, 1-1/4"
22	2900008	2	Cap Screw, Hex Hd., 1/4-20 x 1"
23	2800609	1	Limit Switch, Roller Plunger

Depth Indicator Cable Assembly #6017408A



ITEM	PART NO.	QTY	DESCRIPTION
1	6017149	1	Depth Indicator Cable with Crimp, 52"
2	2500196	1	Spring, 3/8" x 15"
3	2900548	1	Eyebolt, 1/4-20 x 1"
4	2900125	1	Hex Nut, 1/4-20
5	2503731	1	Snap Hole Bushing 1/2"
6	2503724	1	Wire Rope Pulley
7	2900021	4	Tap Screw, Pan Hd., #10-24 x 3/8"
8	2900038	4	Lock Washer, #10 Split
9	2900261	1	Clevis Pin, 3/8" Dia. x 3/4"
10	2900014	2	Flat Washer, 3/8" SAE
11	2501189	1	Wire Stop Fitting & Screw
12	6017233	1	Slurry Shield
13	6048127	2	Spacer Tube, 1-1/8" Long
14	2900317	2	Cap Screw, Hex Hd., M10-1.5 x 45mm
15	2900321	2	Lock Washer, M10 Split
16	2901356	4	Flat Washer, M10
17	2900223	1	Cap Screw, Hex Hd., M10-1.5 x 30mm
18	2900304	1	Lock Nut, M10-1.5 Nylon Insert

Radiator Assembly #6017410

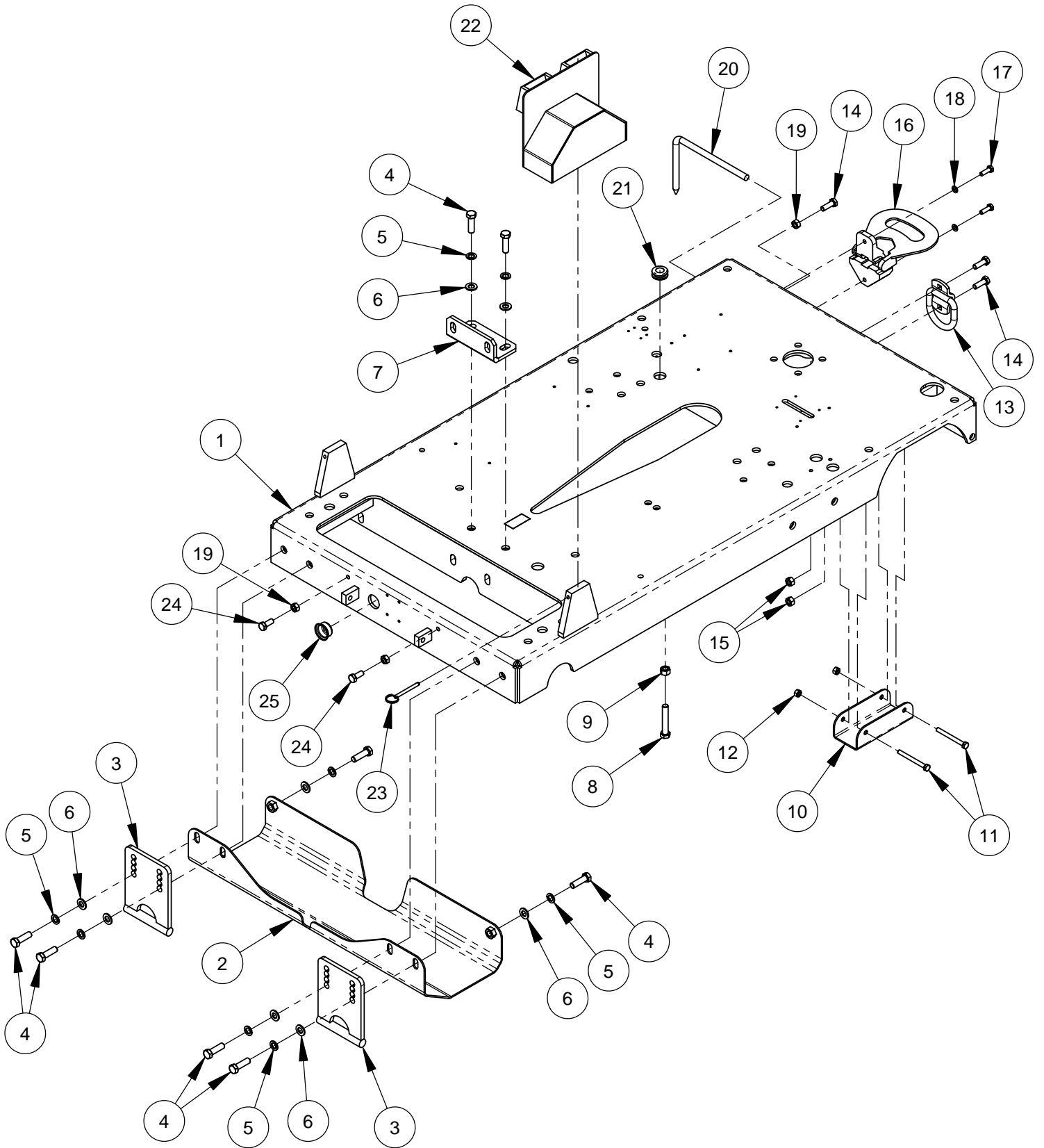


Radiator Assembly #6017410

ITEM	PART NO.	QTY	DESCRIPTION
1	2502190	1	Radiator
2	3200035	1	Petcock, 1/4 NPT
3	3202143	1	Drain Valve, 1/4" NPT
4	3202141	2	Radiator Hose, 1-1/2" x 22"
5	3202142	4	Hose Clamp #24
6	2503886	2	Vibration Isolator, M8-1.25
7	2900303	4	Lock Nut, M8-1.25 Nylon Insert
8	2901344	2	Cap Screw, Flat Hd., M8-1.25 x 12mm
9	6017012	1	Radiator Door
10	6017013	1	Edge Trim Seal 65"
11	2502389	6	Button Bumper
12	6017014	2	Radiator Pad 20"
13	6017267	1	Rubber Strip 6"
14	2502196	2	Latch Assembly
15	2502374	2	Damper, Extension
16	2503883	2	Ball Stud 10mm (M8-1.25 Thread)
17	2501144	2	Mounting Ball L-Bracket
18	2900794	4	Machine Screw, Pan Hd., M5-0.8 x 12mm
19	2900770	4	Fender Washer, M5
20	2900301	4	Lock Nut, M5-0.8 Nylon Insert
21	6017411	2	Hinge Assembly

ITEM	PART NO.	QTY	DESCRIPTION
22	6017379	1	Radiator Door Hinge
23	2901345	1	Cap Screw, Hex Hd., M12-1.75 x 70mm
24	2900327	1	Lock Nut, M12-1.75 Nylon Insert
25	2900611	2	Cap Screw, Flat Hd., M8-1.25 x 20mm
26	2901336	4	Flat Washer, M8
27	2900303	2	Lock Nut, M8-1.25 Nylon Insert
28	2900763	2	Lock Washer, M8 Split
29	2900329	2	Cap Screw, Hex Hd., M8-1.25 x 20mm

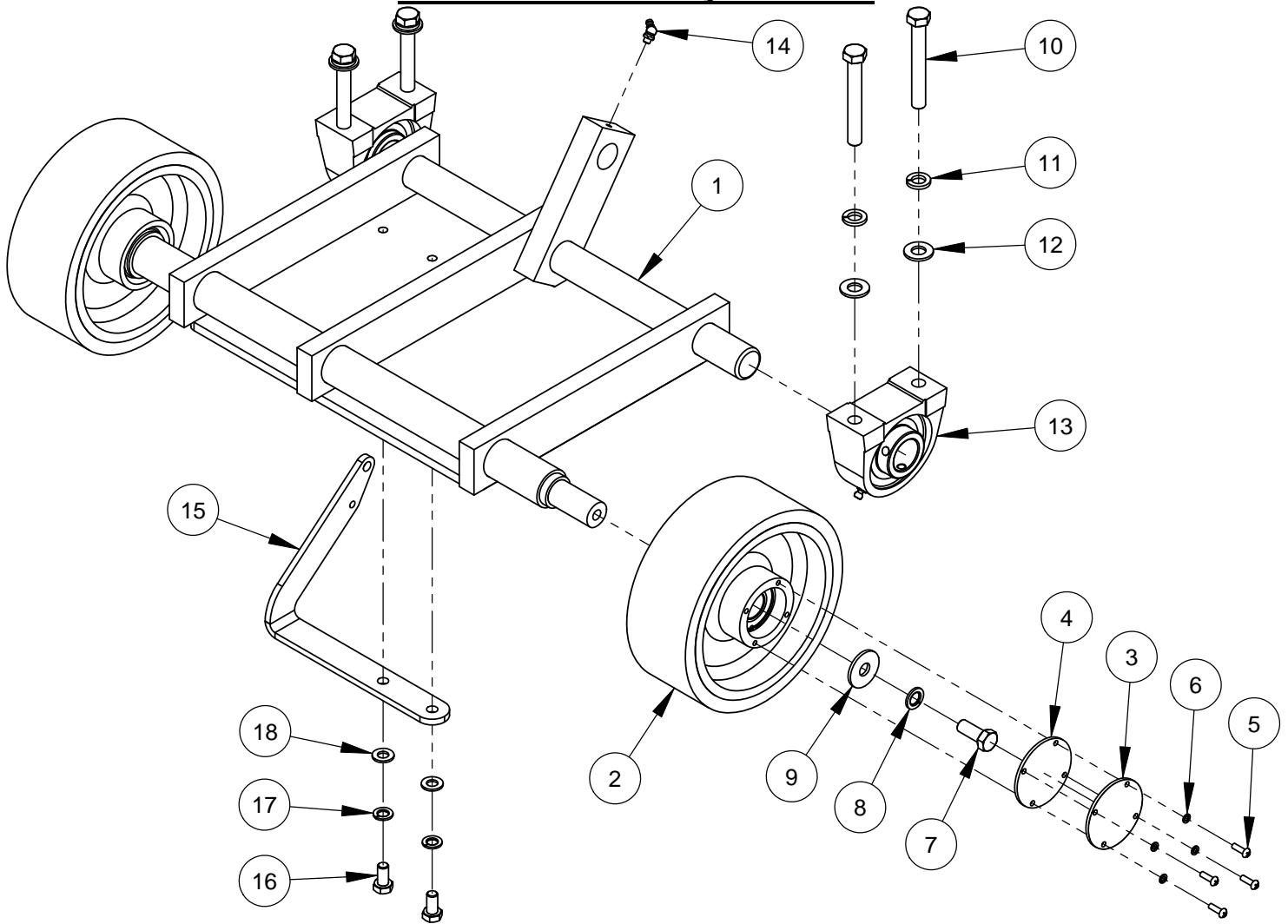
Frame Base Assembly #6017412



Frame Base Assembly #6017412

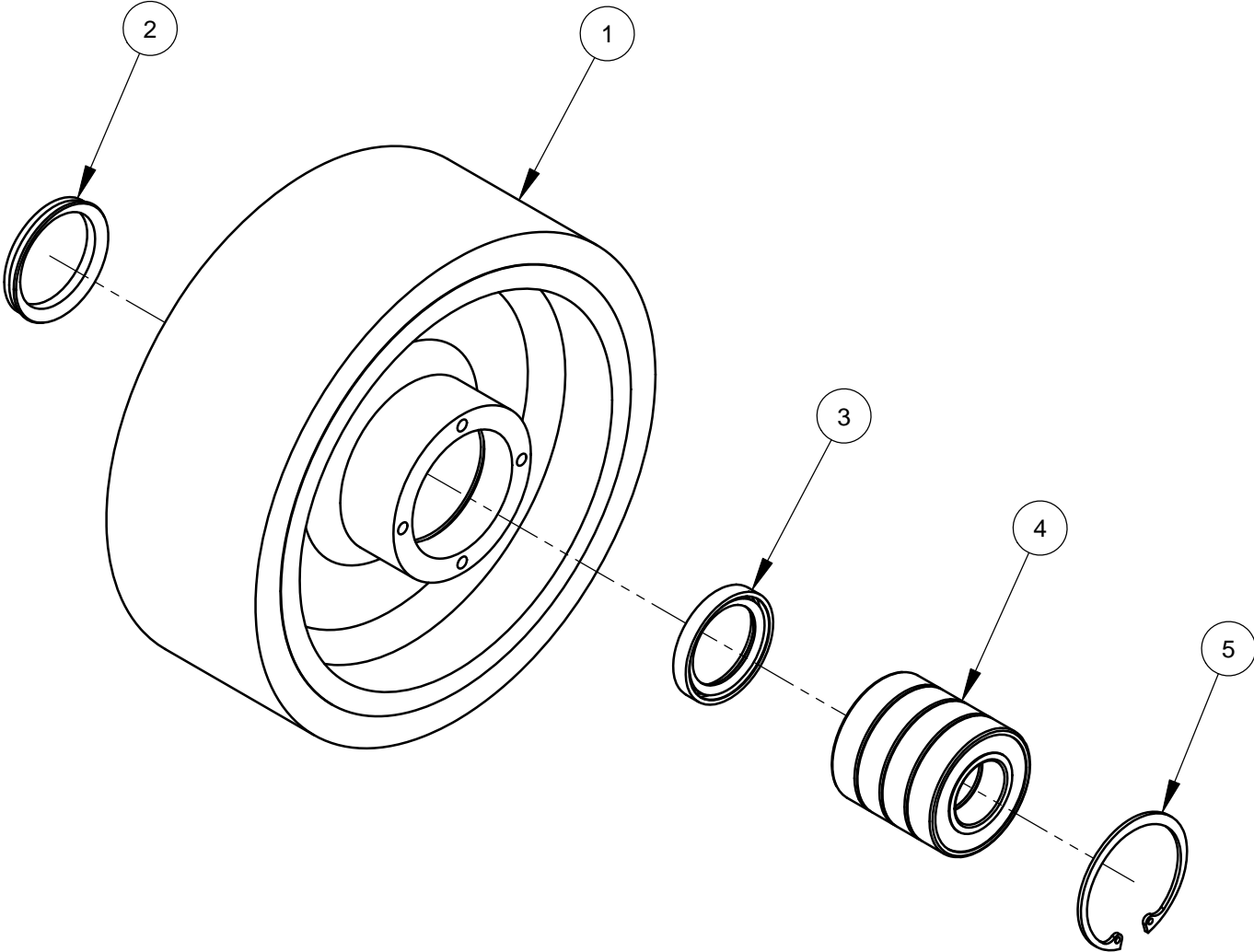
ITEM	PART NO.	QTY	DESCRIPTION
1	6017360	1	Frame Base Weldment
2	6017375	1	Skid Guard
3	6017157	2	Skid Plate
4	2900331	8	Cap Screw, Hex Hd., M12-1.75 x 40mm
5	2900699	8	Lock Washer, M12 Split
6	2901357	8	Flat Washer, M12
7	6018124	1	Transmission Mounting Bracket
8	2901347	2	Tap Bolt, Hex Hd., M12-1.75 x 70mm
9	2900482	2	Hex Nut, M12-1.75
10	6017323	2	Rail Shoe
11	2901141	4	Cap Screw, Hex Hd., M8-1.25 x 80mm
12	2900303	4	Lock Nut, M8-1.25 Nylon Insert
13	2504368	1	Tie Down
14	2900223	3	Cap Screw, Hex Hd., M10-1.5 x 30mm
15	2900304	2	Lock Nut, M10-1.5 Nylon Insert
16	2503798	1	Foot Rest, Folding
17	2900360	2	Cap Screw, Hex Hd., M8-1.25 x 25mm
18	2900763	2	Lock Washer, M8 Split
19	2900325	3	Hex Nut, M10-1.5
20	6010683	1	Rear Pointer Rod
21	2503742	1	Grommet, 11/16" I.D.
22	6010645	1	Shaft/Flange Guard (Wide)
23	2900156	1	Lock Pin with Ring
24	2900333	2	Cap Screw, Hex Hd., M10-1.5 x 25mm
25	2503791	1	Plug, 1-1/4" Hole

Front Axle Assembly #6017413



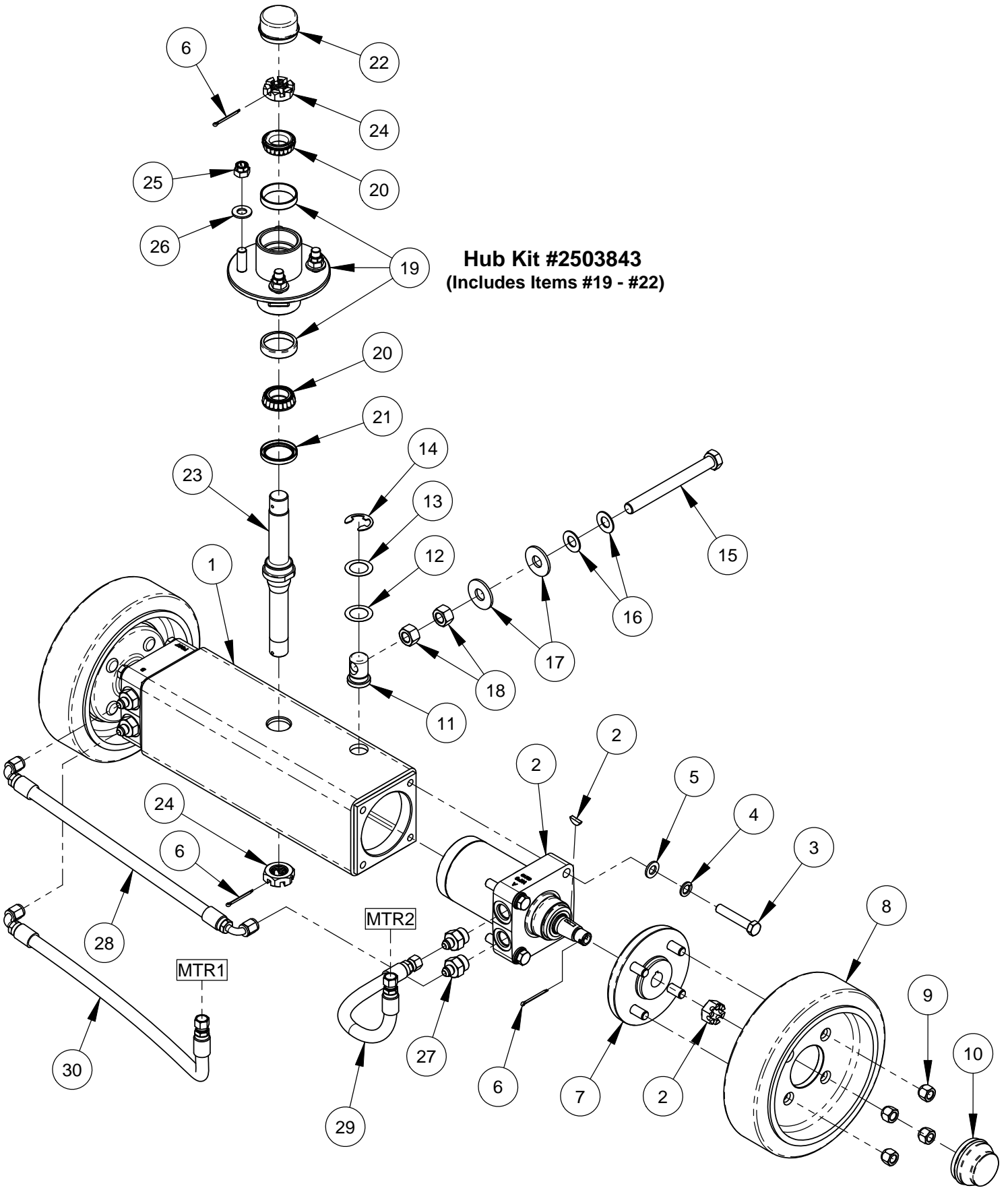
ITEM	PART NO.	QTY	DESCRIPTION
1	6017382	1	Front Axle Weldment
2	6010581	2	Wheel Assembly, 8" Front
3	6010536	2	Wheel Cover
4	2501393	2	Wheel Cover Gasket
5	2900159	8	Machine Screw, Rd. Hd., #10-24 x 5/8"
6	2900038	8	Lock Washer, #10 Split
7	2900330	2	Cap Screw, Hex Hd., M12-1.75 x 30mm
8	2900699	2	Lock Washer, M12 Split
9	2901339	2	Fender Washer, M12
10	2900400	4	Cap Screw, Hex Hd., 1/2-13 x 3-3/4"
11	2900084	4	Lock Washer, 1/2" Split
12	2900058	4	Flat Washer, 1/2" SAE
13	2500158	2	Pillow Block Bearing 1-1/4"
14	2900184	1	Grease Fitting, 1/4" NPT x 45 degree
15	6017144	1	Front Axle Arm
16	2900314	2	Cap Screw, Hex Hd., M10-1.5 x 20mm
17	2900321	2	Lock Washer, M10 Split
18	2901356	2	Flat Washer, M10

Front Wheel Assembly #6010581



ITEM	PART NO.	QTY.	DESCRIPTION
1	2501390	1	Wheel, 8" Front
2	2501428	1	Seal, 1-1/2" V-Ring
3	2501391	1	Seal, 1-1/4" x 1-3/4" x 1/4"
4	2501418	4	Ball Bearing, 1" x 2" x 1/2"
5	2501392	1	Retaining Ring, 2" Internal

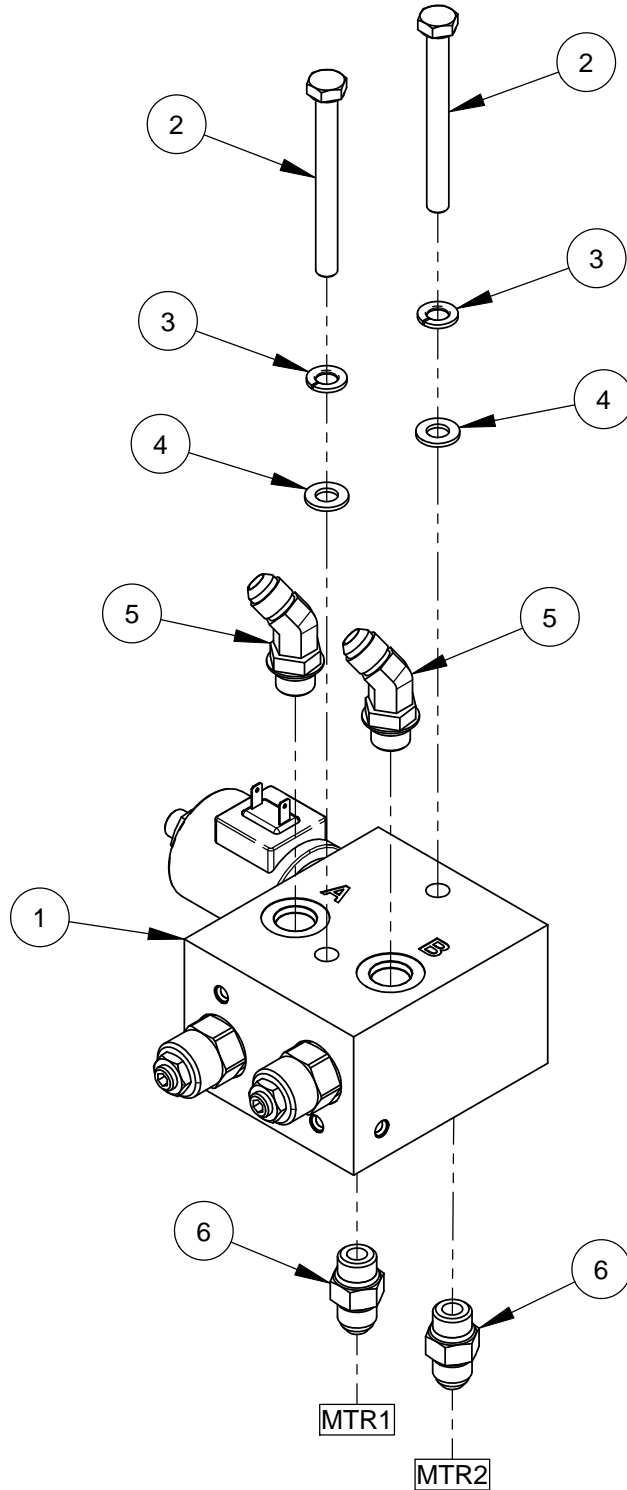
Rear Axle Assembly #6017414



Rear Axle Assembly #6017414

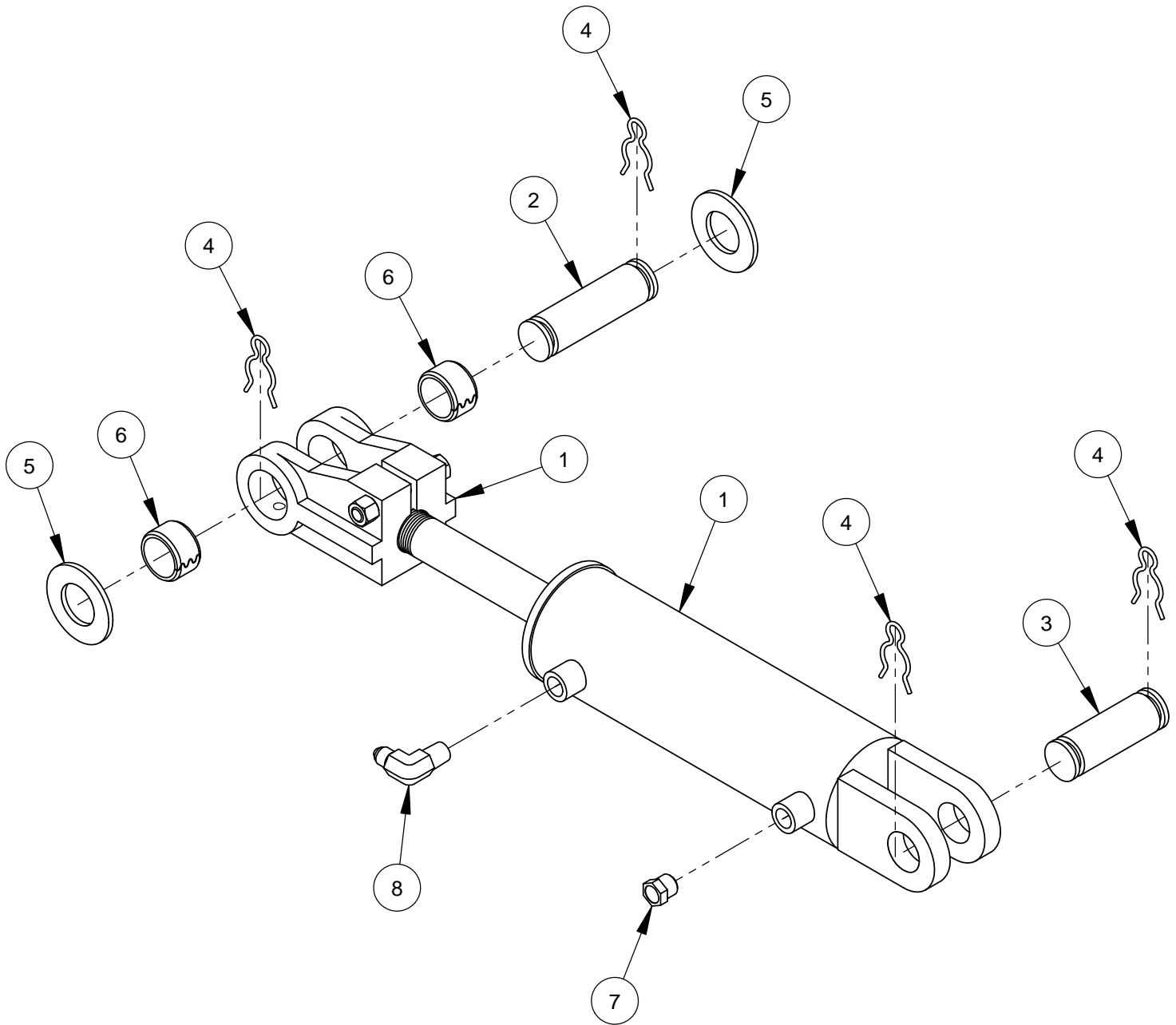
ITEM	PART NO.	QTY	DESCRIPTION
1	6017383	1	Motor Mount Tube Weldment
2	2600654	2	Parker Wheel Motor
	2901327	1	Woodruff Key #9, 3/16" x 3/4"
	2703207	1	Hex Slotted Nut, 3/4-16
3	2900359	8	Cap Screw, Hex Hd., M12-1.75 x 65mm
4	2900699	8	Lock Washer, M12 Split
5	2901357	8	Flat Washer, M12
6	2900950	4	Cotter Pin, 1/8" x 1-1/2"
7	2502175	2	Wheel Hub
8	2503880	2	Wheel, 10" Rear
9	2900975	8	Lug Nut, 1/2-20
10	2502176	2	Hub Cap
11	6017378	1	Swivel, M16
12	2900938	1	Shim .010" Thick
13	2900940	1	Shim .015" Thick
14	2501224	1	E-Ring, 1"
15	2901351	1	Tap Bolt, Hex Hd., M16-2.0 x 160mm
16	2900478	2	Belleville Washer, 5/8"
17	2900721	2	Flat Washer, 5/8" USS Hardened
18	2901352	2	Hex Nut, M16-2.0
19	2503794	1	Hub with Bearing Cups
	2501222	2	Tapered Bearing Cup
20	2503766	2	Tapered Bearing Cone, 1-1/16"
21	2503767	1	Seal, Double Lip 1-1/2" ID
22	2503795	1	Grease Cap 2"
23	6017322	1	Kingpin
24	2707220	2	Hex Nut, 1"-14 Slotted
25	2900833	4	Lock Nut, 1/2-20 Flex Top
26	2900058	4	Flat Washer, 1/2" SAE
27	3201724	4	Adapter, 5/8" O-Ring to 3/8" M. JIC
28	6017020	1	Hose Assembly, 3/8" x 18-1/4"
29	6017295	1	Hose Assembly 3/8" x 14"
30	6017296	1	Hose Assembly 3/8" x 25"

Valve Block Assembly #6017415



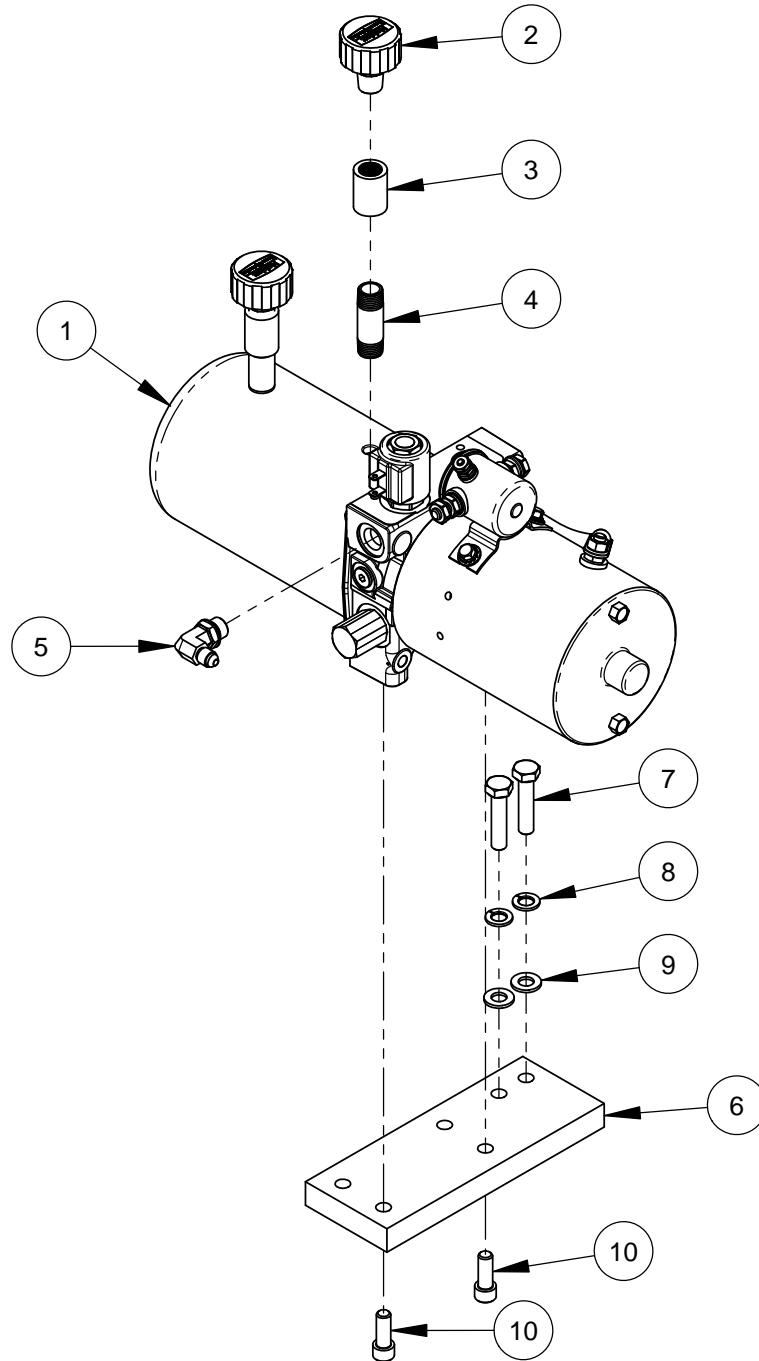
ITEM	PART NO.	QTY.	DESCRIPTION
1	3201664	1	Valve Block Unit
2	2901141	2	Cap Screw, Hex Hd., M8-1.25 x 80mm
3	2900763	2	Lock Washer, M8 Split
4	2901336	2	Flat Washer, M8
5	3201981	2	Elbow, 3/8" O-Ring to 3/8" M. JIC (45 Deg)
6	3200263	2	Adapter, 3/8" O-Ring to 3/8" M. JIC

Hydraulic Cylinder Assembly #6017103



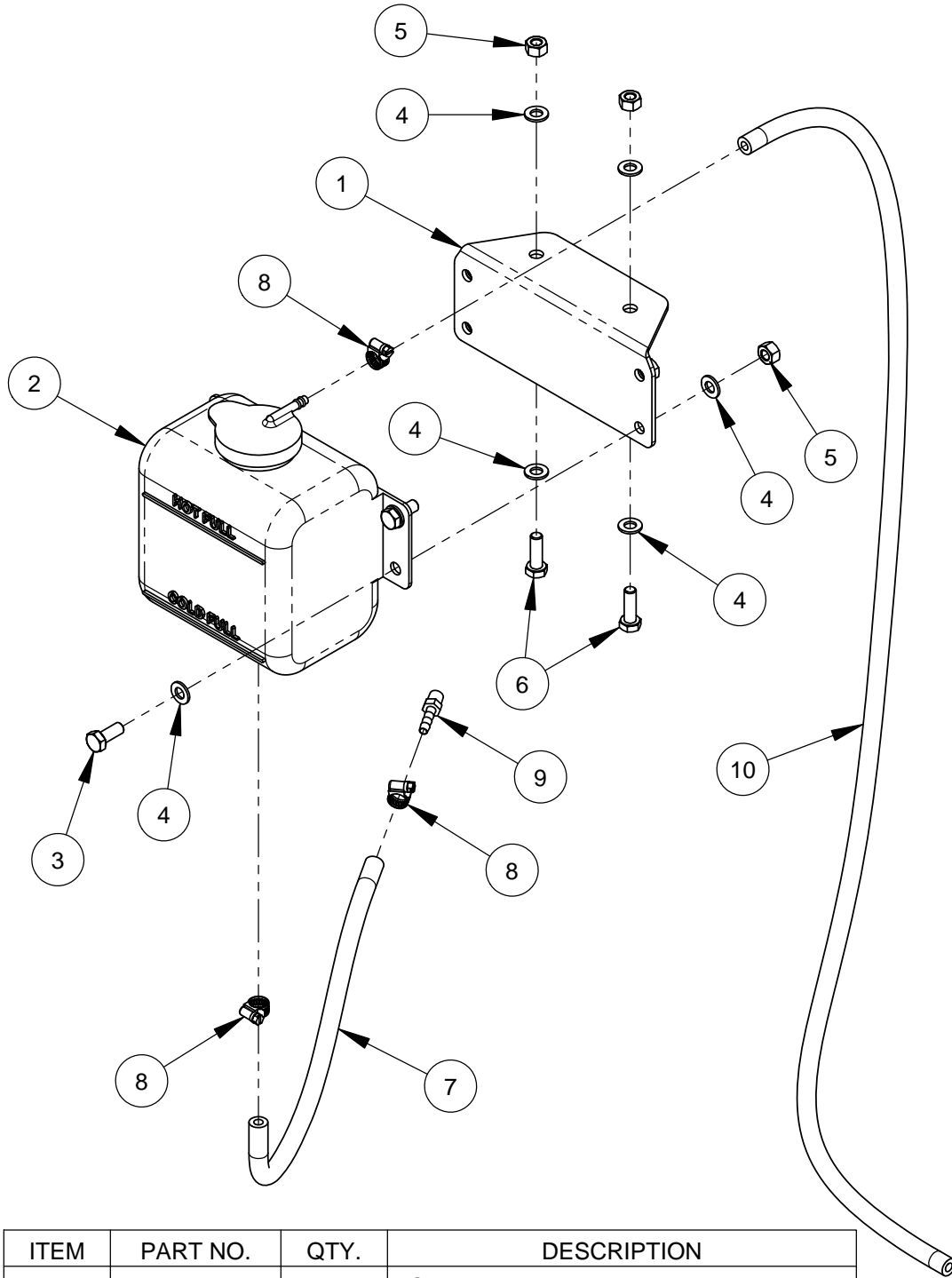
ITEM	PART NO.	QTY	DESCRIPTION
1	6017457	1	Hydraulic Cylinder (Drilled)
	6017458	1	Cylinder Rod Clevis (Drilled)
	2501012	1	Seal Repair Kit
2	6010119	1	Cylinder Pin, 1" Dia. x 3-1/2" Long
3	6010031	1	Cylinder Pin, 1" Dia. x 3" Long
4	2900064	4	Hair Pin Cotter, 3/4"
5	2900295	2	Flat Washer, 1" SAE
6	2504599	2	Spring Bushing
7	3200067	1	Breather Vent, 1/4" NPT
8	3200057	1	Elbow, 1/4" M. Pipe to 1/4" M. JIC

Hydraulic Lift Pump Assembly #6017416



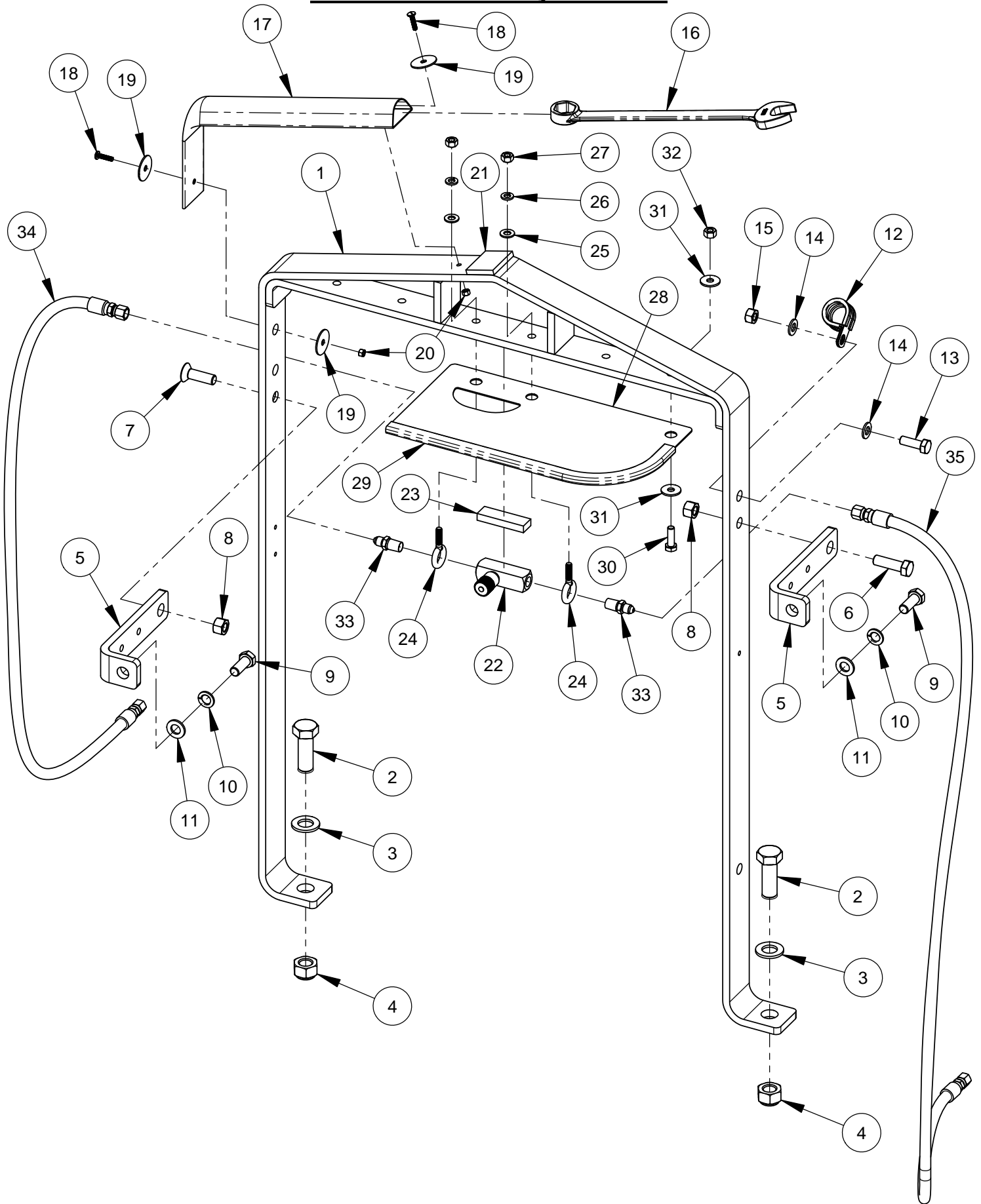
ITEM	PART NO.	QTY.	DESCRIPTION
1	2600437	1	Hydraulic Pump Unit
2	2700321	2	Breather Cap
3	3200120	2	Pipe Coupling, 3/8" NPT
4	3200123	2	Pipe Nipple, 3/8" NPT x 2"
5	3200551	1	Elbow, 3/8" O-Ring to 1/4" M. JIC
6	6017138	1	Pump Mount Spacer
7	2900317	2	Cap Screw, Hex Hd., M10-1.5 x 45mm
8	2900321	2	Lock Washer, M10 Split
9	2901356	2	Flat Washer, M10
10	2900175	2	Cap Screw, Soc. Hd., 3/8-16 x 1"

Coolant Tank Assembly #6017417



ITEM	PART NO.	QTY.	DESCRIPTION
1	6017141	1	Coolant Tank Bracket
2	2503716	1	Coolant Recovery Tank & Cap
3	2900329	4	Cap Screw, Hex Hd., M8-1.25 x 20mm
4	2901336	12	Flat Washer, M8
5	2900303	6	Lock Nut, M8-1.25 Nylon Insert
6	2900360	2	Cap Screw, Hex Hd., M8-1.25 x 25mm
7	6017279	1	Hose, 1/4" I.D. x 14"
8	3200062	3	Hose Clamp #4
9	3200018	1	Fitting, 1/8" M. Pipe to 1/4" Hose Barb
10	6017280	1	Hose, 1/4" I.D. x 40"

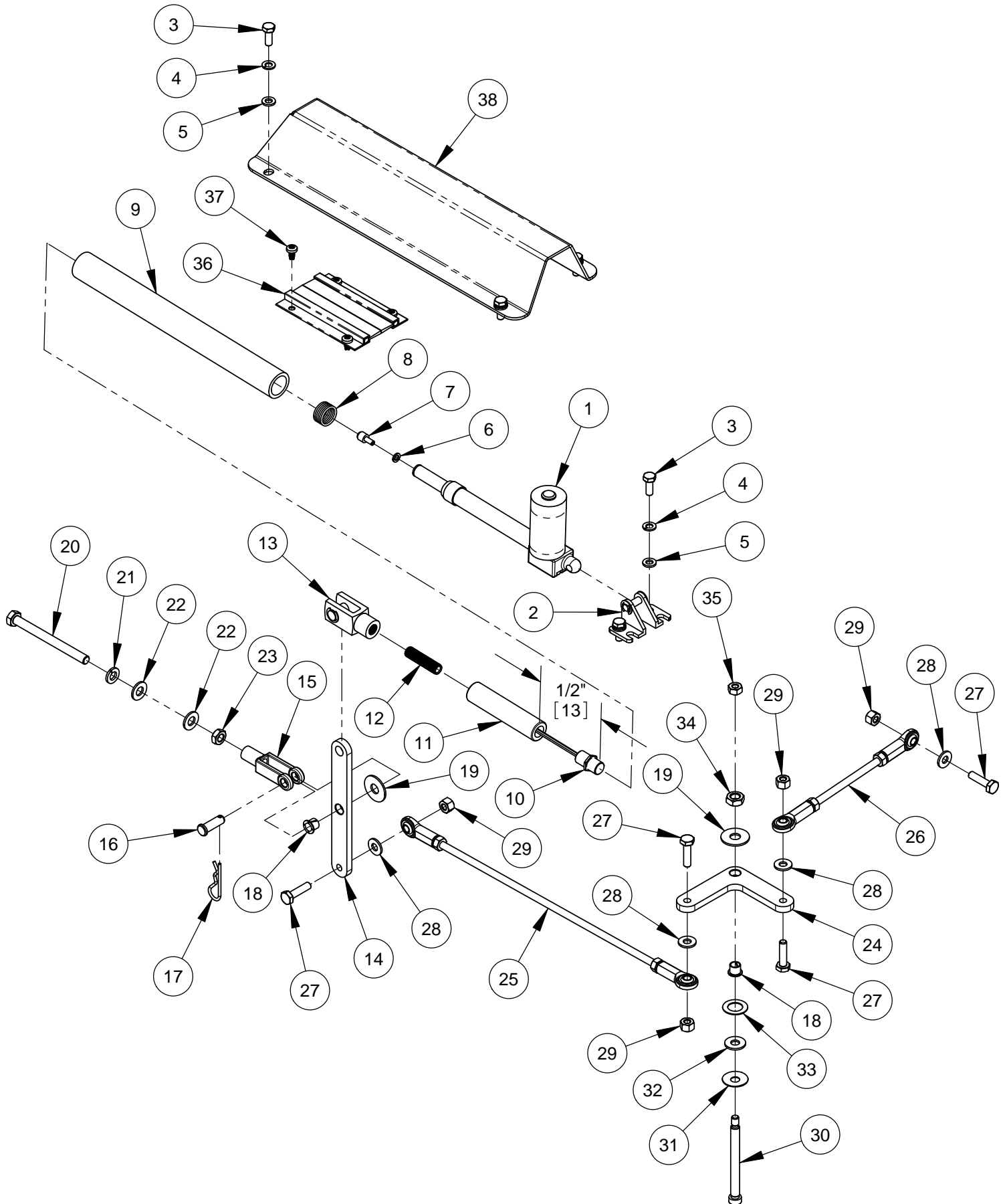
Frame Lift Assembly #6017418



Frame Lift Assembly #6017418

ITEM	PART NO.	QTY	DESCRIPTION
1	6017135	1	Frame Lift
2	2901361	2	Cap Screw, Hex Hd., M18-2.5 x 50mm
3	2901362	2	Flat Washer, M18
4	2901363	2	Lock Nut, M18-2.5 Nylon Insert
5	6017136	2	Frame Lift Brace
6	2900331	1	Cap Screw, Hex Hd., M12-1.75 x 40mm
7	2901354	1	Cap Screw, Flat Hd., M12-1.75 x 40mm
8	2900327	2	Lock Nut, M12-1.75 Nylon Insert
9	2900330	2	Cap Screw, Hex Hd., M12-1.75 x 30mm
10	2900699	2	Lock Washer, M12 Split
11	2901357	2	Flat Washer, M12
12	3201729	1	Hose Clamp, 1" x 3/4" Wide
13	2900223	1	Cap Screw, Hex Hd., M10-1.5 x 30mm
14	2901356	2	Flat Washer, M10
15	2900304	1	Lock Nut, M10-1.5 Nylon Insert
16	2503704	1	Wrench, 15/16" Combination
17	6017439	1	Wrench Sock
18	2901377	2	Machine Screw, Nylon, M5-0.8 x 20mm
19	2900083	3	Fender Washer, 1/4" x 1-1/4"
20	2900301	2	Lock Nut, M5-0.8 Nylon Insert
21	6017447	1	Wrench Pad 1-1/2"
22	3200056	1	Flow Control Valve, 1/4" NPT
23	6017142	1	Valve Spacer Block
24	2900720	2	Eyebolt, 5/16-18 x 1"
25	2900022	2	Flat Washer, 5/16" SAE
26	2900031	2	Lock Washer, 5/16" Split
27	2900141	2	Hex Nut, 5/16-18
28	6017394	1	Hose Shield
29	6040236	1	Edge Trim 16"
30	2900360	1	Cap Screw, Hex Hd., M8-1.25 x 25mm
31	2900383	2	Fender Washer, M8
32	2900303	1	Lock Nut, M8-1.25 Nylon Insert
33	3200418	2	Adapter, 1/4" M. Pipe to 1/4" M. JIC
34	6017286	1	Hose Assembly 1/4" x 42"
35	6017287	1	Hose Assembly 1/4" x 54"

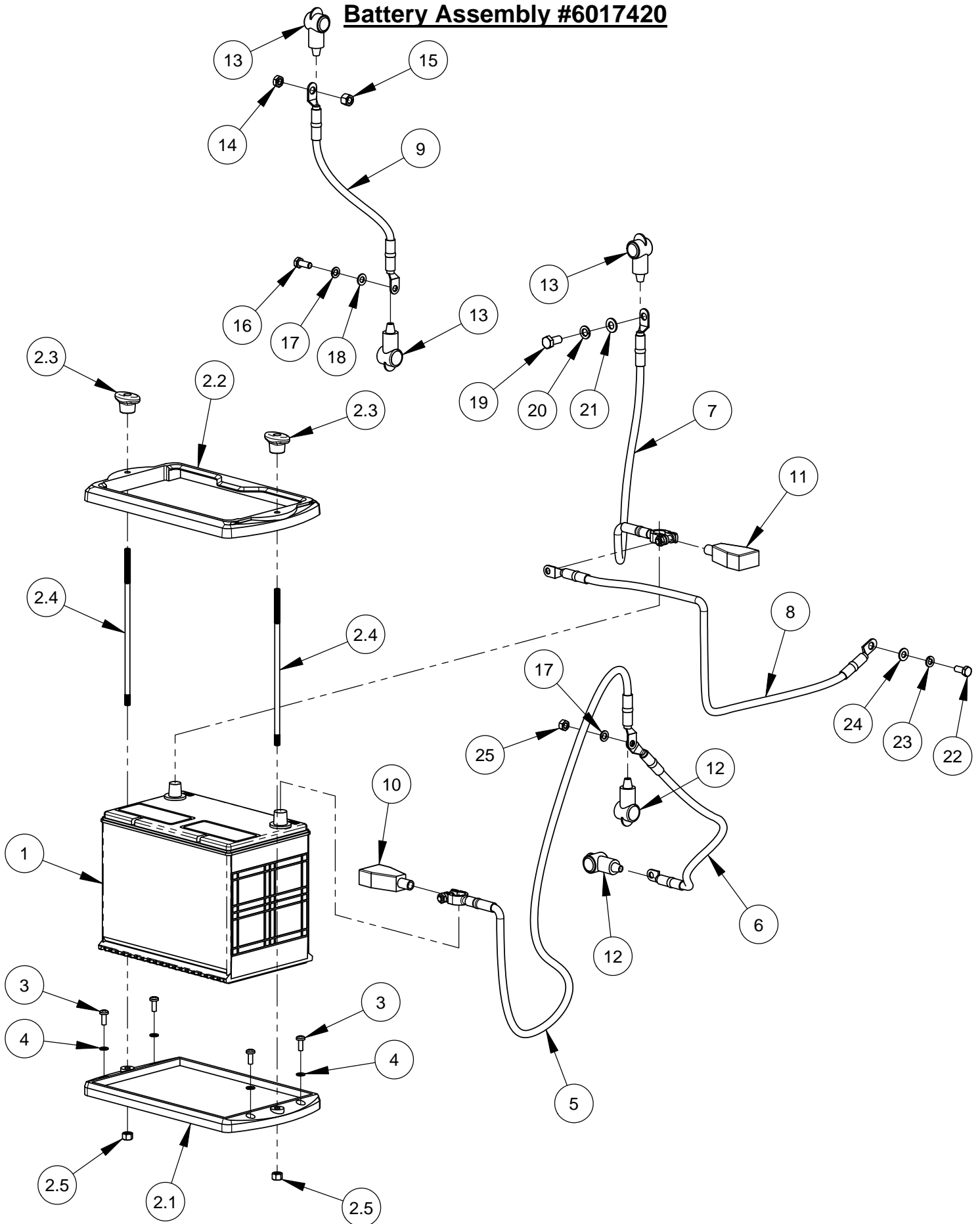
Depth Stop Assembly #6017419A



Depth Stop Assembly #6017419A

ITEM	PART NO.	QTY	DESCRIPTION
1	2503726	1	Actuator
2	2503727	1	Pivot Bracket with Pin
3	2900341	6	Cap Screw, Hex Hd., M6-1.0 x 16mm
4	2900765	6	Lock Washer, M6 Split
5	2901494	6	Flat Washer, M6
6	2900038	1	Lock Washer, #10 Split
7	2800638	1	Actuator Magnet
8	2503729	6	O-Ring #016
9	6017116	1	Guide Tube
10	2800637	1	Magnetic Proximity Sensor
11	6017117	1	Slide Shaft
12	6017118	1	Hollow Stud, 3/8-24 x 1-1/2"
13	2503728	1	Clevis, 3/8-24 Nylon
14	6017119	1	Linkage Arm
15	2900878	1	Yoke, 5/16-24
16	2900879	1	Clevis Pin, 5/16" Dia. x 15/16"
17	2900262	1	Hairpin Cotter
18	2503730	2	Flanged Bearing, 5/16" ID
19	2900153	2	Friction Washer, 3/8"
20	2900880	1	Cap Screw, Hex Hd., 5/16-24 x 3-1/2"
21	2900031	1	Lock Washer, 5/16" Split
22	2900022	2	Flat Washer, 5/16" SAE
23	2900049	1	Jam Nut, 5/16-24
24	6017120	1	Bell Crank
25	6017198	1	Linkage Assembly 13-3/4" Eye to Eye
26	6017199	1	Linkage Assembly 6-1/2" Eye to Eye
27	2900008	4	Cap Screw, Hex Hd., 1/4-20 x 1"
28	2900009	4	Flat Washer, 1/4" SAE
29	2900010	4	Lock Nut, 1/4-20 Nylon
30	2900902	1	Shoulder Screw, 5/16" x 3" (1/4-20)
31	2900252	1	Belleville Washer, 5/16"
32	2900126	1	Flat Washer, 1/4" USS
33	2900890	1	Friction Washer, 1/2" Nylatron
34	2900782	1	Jam Nut, 3/8-16
35	2900125	1	Hex Nut, 1/4-20
36	6017122	2	Strip Brush
37	2900021	4	Tap Screw, Pan Hd., #10-24 x 3/8"
38	6017232	1	Actuator Cover

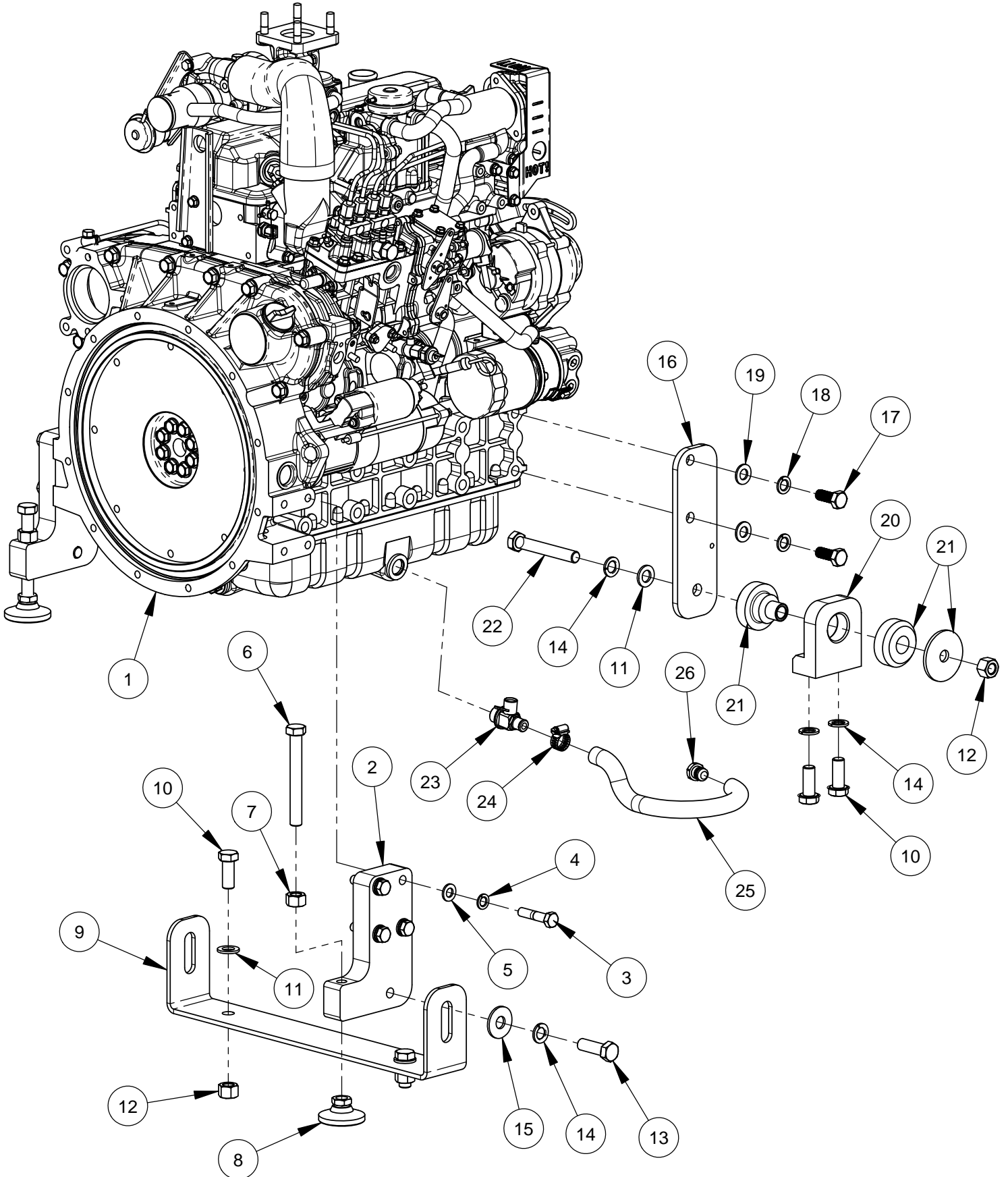
Battery Assembly #6017420



Battery Assembly #6017420

ITEM	PART NO.	QTY	DESCRIPTION
1	2800465	1	Battery, 12 Volt Group Size 24
2	2503890	1	Battery Hold-Down Tray
2.1	2503890A	1	Battery Tray Base
2.2	2503890B	1	Battery Tray Top
2.3	2503890C	2	Ratchet Knob 5/16-18
2.4	2503890D	2	Tie Rod, 5/16-18
2.5	2900039	2	Lock Nut, 5/16-18 Nylon
3	2901368	4	Machine Screw, Pan Hd., M6-1.0 x 16mm
4	2900765	4	Lock Washer, M6 Split
5	2800082	1	Battery Cable, 48" Positive (Red)
6	2800095	1	Solenoid Cable, 14" Positive (Red)
7	2800072	1	Battery Cable, 30" Negative (Black)
8	2800854	1	Ground Cable, 42" Negative (Black)
9	2800182	1	Ground Cable, 14" Negative (Black)
10	2800256	1	Battery Boot, Large (Red)
11	2800257	1	Battery Boot, Large (Black)
12	2800197	2	Battery Boot, Small (Red)
13	2800198	3	Battery Boot, Small (Black)
14	2900782	1	Jam Nut, 3/8-16
15	2900018	1	Lock Nut, 3/8-16 Nylon
16	2900329	1	Cap Screw, Hex Hd., M8-1.25 x 20mm
17	2900763	2	Lock Washer, M8 Split
18	2901336	1	Flat Washer, M8
19	2901021	1	Cap Screw, Hex Hd., M10-1.25 x 20mm
20	2900321	1	Lock Washer, M10 Split
21	2901356	1	Flat Washer, M10
22	2900019	1	Cap Screw, Hex Hd., 5/16-18 x 3/4"
23	2900031	1	Lock Washer, 5/16" Split
24	2900022	1	Flat Washer, 5/16" SAE
25	2900343	1	Hex Nut, M8-1.25

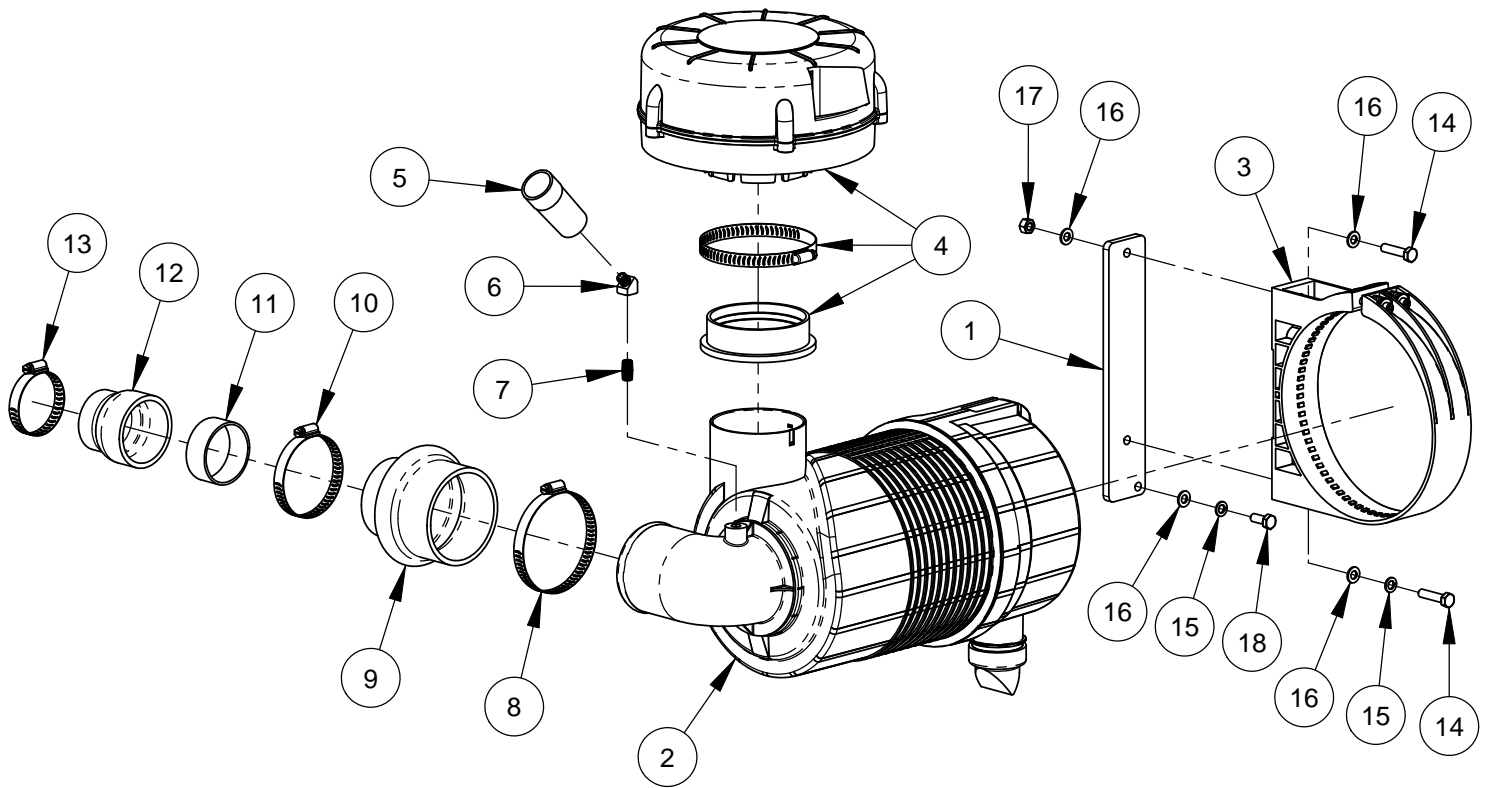
Engine Assembly #6017421



Engine Assembly #6017421

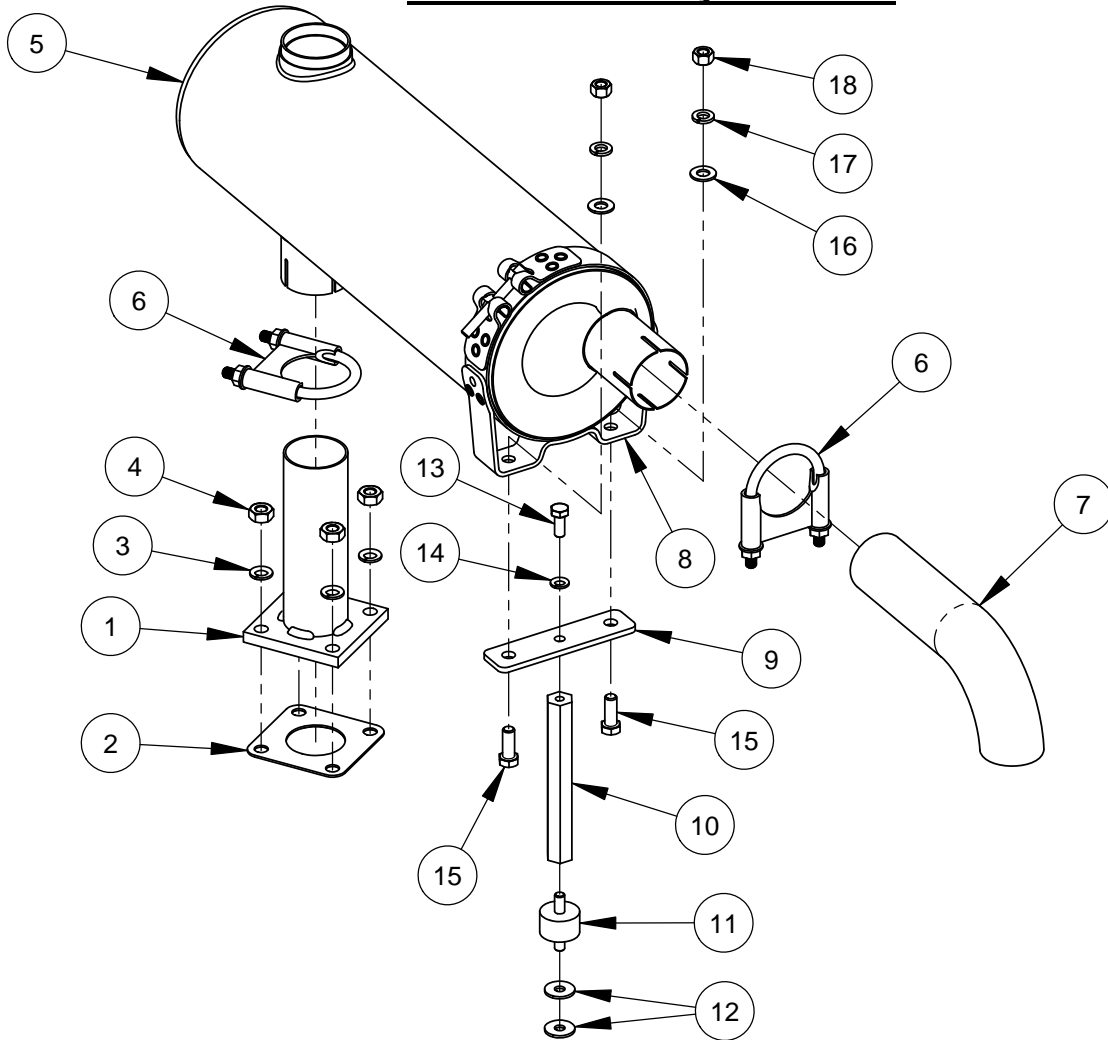
ITEM	PART NO.	QTY	DESCRIPTION
1	2600546	1	Engine, Kubota Model V3307
2	6017380	2	Engine Foot
3	2901573	8	Cap Screw, Hex Hd., M12-1.25 x 55mm
4	2900699	8	Lock Washer, M12 Split
5	2901357	8	Flat Washer, M12
6	2901350	2	Tap Bolt, Hex Hd., M16-2.0 x 130mm
7	2901352	2	Hex Nut, M16-2.0
8	2901353	2	Swivel Pad, M16-2.0
9	6017156	1	Engine Cradle
10	2900731	6	Cap Screw, Hex Hd., M16-2.0 x 40mm
11	2901358	4	Flat Washer, M16
12	2900670	4	Lock Nut, M16-2.0 Nylon Insert
13	2901367	2	Cap Screw, Hex Hd., M16-2.0 x 50mm
14	2900716	8	Lock Washer, M16 Split
15	2900721	2	Flat Washer, 5/8" USS Hardened
16	6017154	2	Engine Leg
17	2900874	4	Cap Screw, Hex Hd., M14-1.5 x 35mm
18	2900875	4	Lock Washer, M14 Split
19	2900326	4	Flat Washer, M14
20	6017381	2	Engine Pivot Block
21	2503788	2	Vibration Isolator
22	2901349	2	Cap Screw, Hex Hd., M16-2.0 x 110mm
23	3200813	1	Oil Drain Valve, M22x1.5
24	3200016	1	Hose Clamp #8
25	6017021	1	Oil Drain Hose, 5/8" I.D. x 12"
26	3201728	1	Hose Plug

Air Intake Assembly #6017422



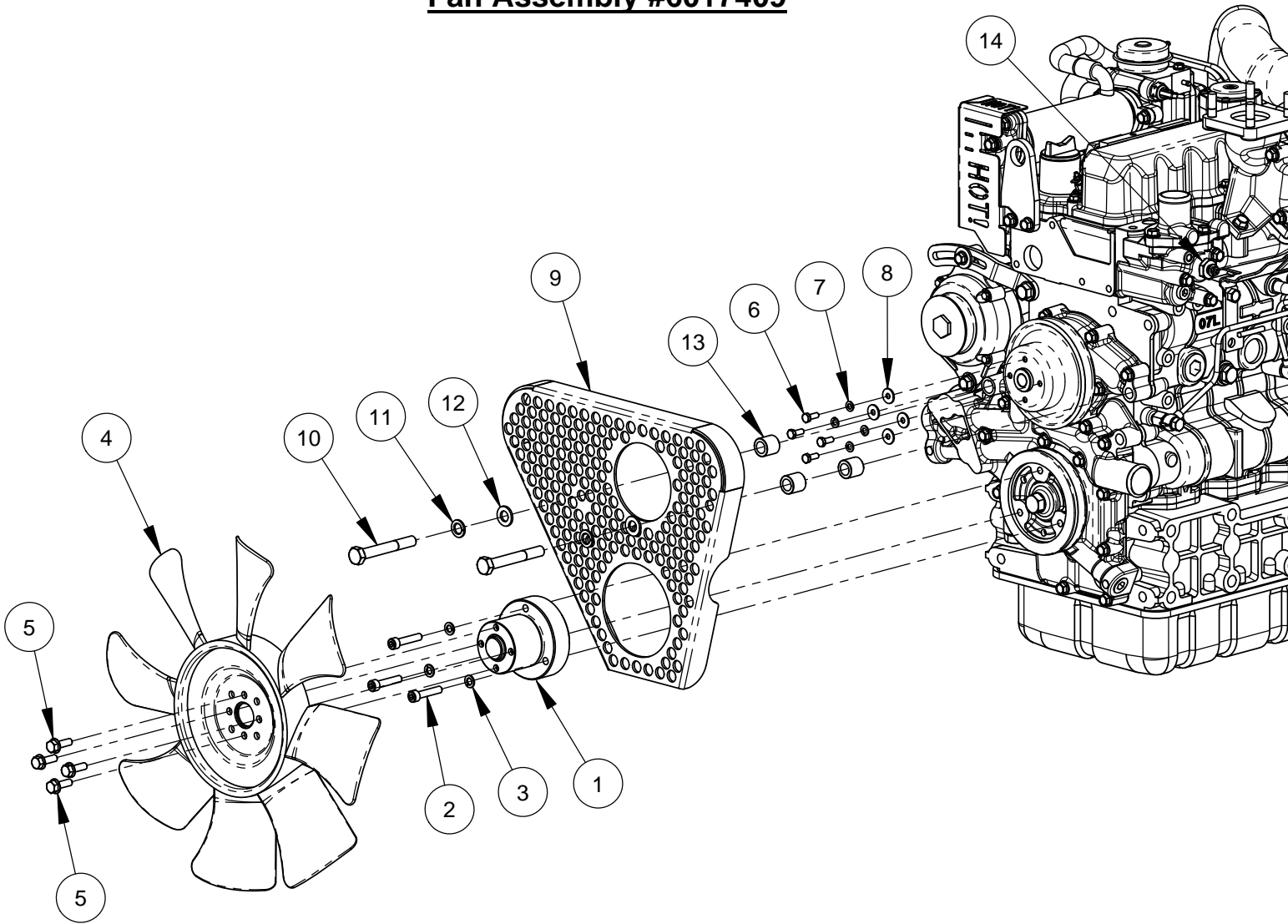
ITEM	PART NO.	QTY	DESCRIPTION
1	6017387	1	Air Filter Mount Plate
2	2502182	1	Air Cleaner Complete
	2501352	1	Outer Primary Filter
	2501353	1	Inner Safety Filter
	2500239	1	Rubber Dust Ejector Boot
3	2501351	1	Mounting Band, Polymer
4	2501504	1	Pre-Cleaner w/Clamp & Adapter Ring
5	2500423	1	Restriction Indicator
6	3200099	1	Street Elbow, 1/8" NPT x 45 Deg.
7	3200117	1	Close Nipple, 1/8" NPT
8	3200198	1	Hose Clamp #64
9	2503722	1	Hose Reducer, 3-1/2" to 2-3/4" I.D.
10	3200197	1	Hose Clamp #52
11	6017145	1	Connector Tube, 2-1/2" O.D.
12	2500229	1	Hose Reducer, 2-1/2" to 2" I.D.
13	3200095	1	Hose Clamp #32
14	2900760	2	Cap Screw, Hex Hd., M8-1.25 x 35mm
15	2900763	2	Lock Washer, M8 Split
16	2901336	4	Flat Washer, M8
17	2900303	1	Lock Nut, M8-1.25 Nylon Insert
18	2900329	1	Cap Screw, Hex Hd., M8-1.25 x 20mm

Muffler Assembly #6017188



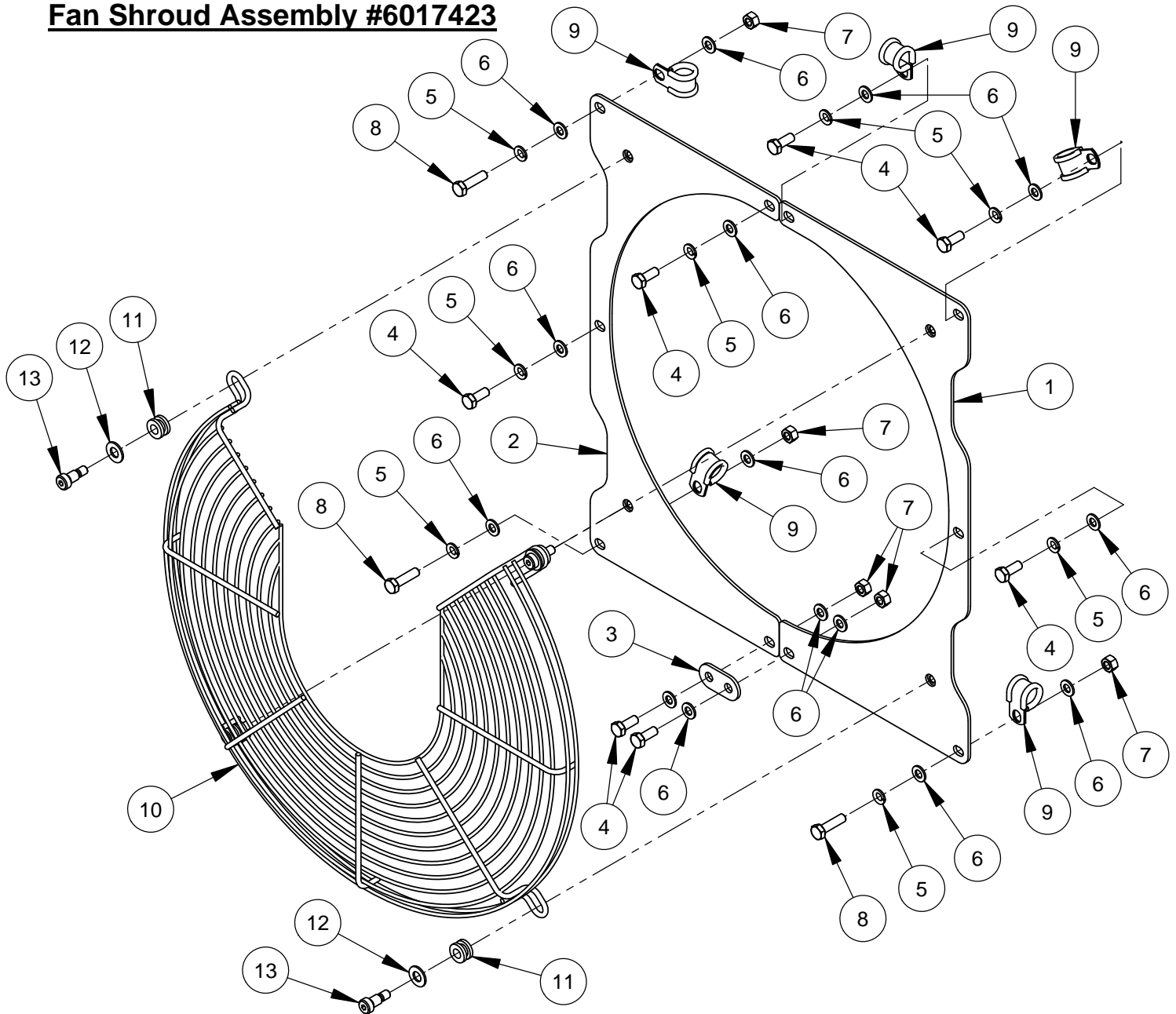
ITEM	PART NO.	QTY	DESCRIPTION
1	2503738	1	Exhaust Flange & Pipe
2	2503739	1	Exhaust Flange Gasket
3	2900321	4	Lock Washer, M10 Split
4	2907002	4	Hex Nut, M10-1.25
5	2503776	1	Muffler
6	2700748	2	Muffler Clamp 2"
7	2503737	1	Tail Pipe, 2" O.D. x 9"
8	2503777	1	Muffler Body Band Clamp
9	6017281	1	Muffler Support Bar
10	6017282	1	Muffler Support Post
11	2503787	1	Vibration Isolator M8
12	2900383	2	Fender Washer, M8
13	2900329	1	Cap Screw, Hex Hd., M8-1.25 x 20mm
14	2900763	1	Lock Washer, M8 Split
15	2900005	2	Cap Screw, Hex Hd., 3/8-16 x 1"
16	2900014	2	Flat Washer, 3/8" SAE
17	2900006	2	Lock Washer, 3/8" Split
18	2900033	2	Hex Nut, 3/8-16

Fan Assembly #6017409



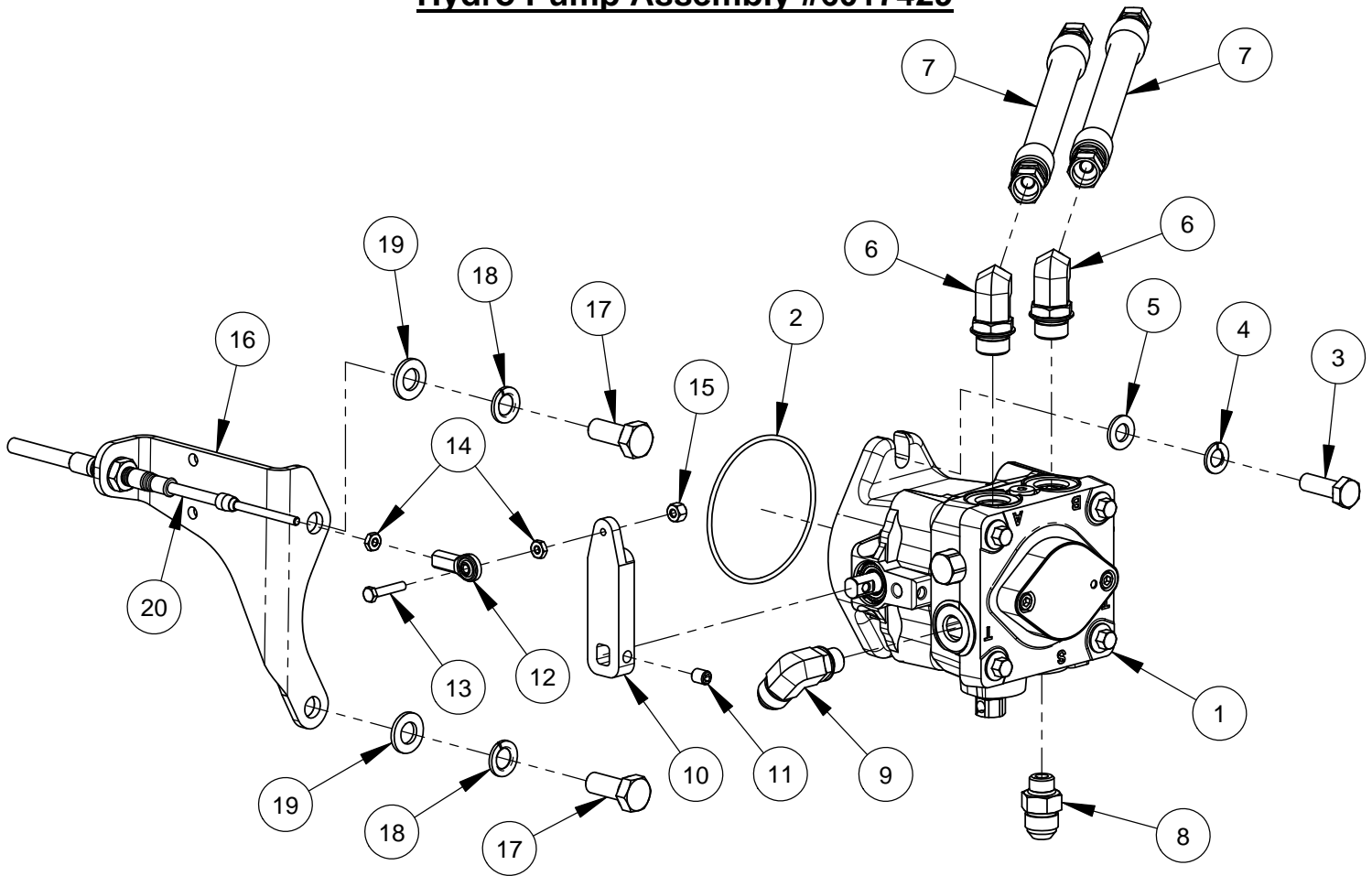
ITEM	PART NO.	QTY	DESCRIPTION
1	6017398	1	Fan Hub Adapter
2	2900398	3	Cap Screw, Soc. Hd., M8-1.25 x 40mm
3	2900763	3	Lock Washer, M8 Split
4	6017470	1	Cooling Fan, 17"
5	2901560	4	Cap Screw, Hex Flange, M8-1.25 x 25mm
6	2900341	4	Cap Screw, Hex Hd., M6-1.0 x 16mm
7	2900765	4	Lock Washer, M6 Split
8	2901359	4	Fender Washer, M6
9	6017133	1	Belt Guard
10	2900881	2	Cap Screw, Hex Hd., M12-1.25 x 90mm
11	2900699	2	Lock Washer, M12 Split
12	2901357	2	Flat Washer, M12
13	6017134	3	Spacer, 21mm long
14	2800624	1	Water Temperature Sender

Fan Shroud Assembly #6017423



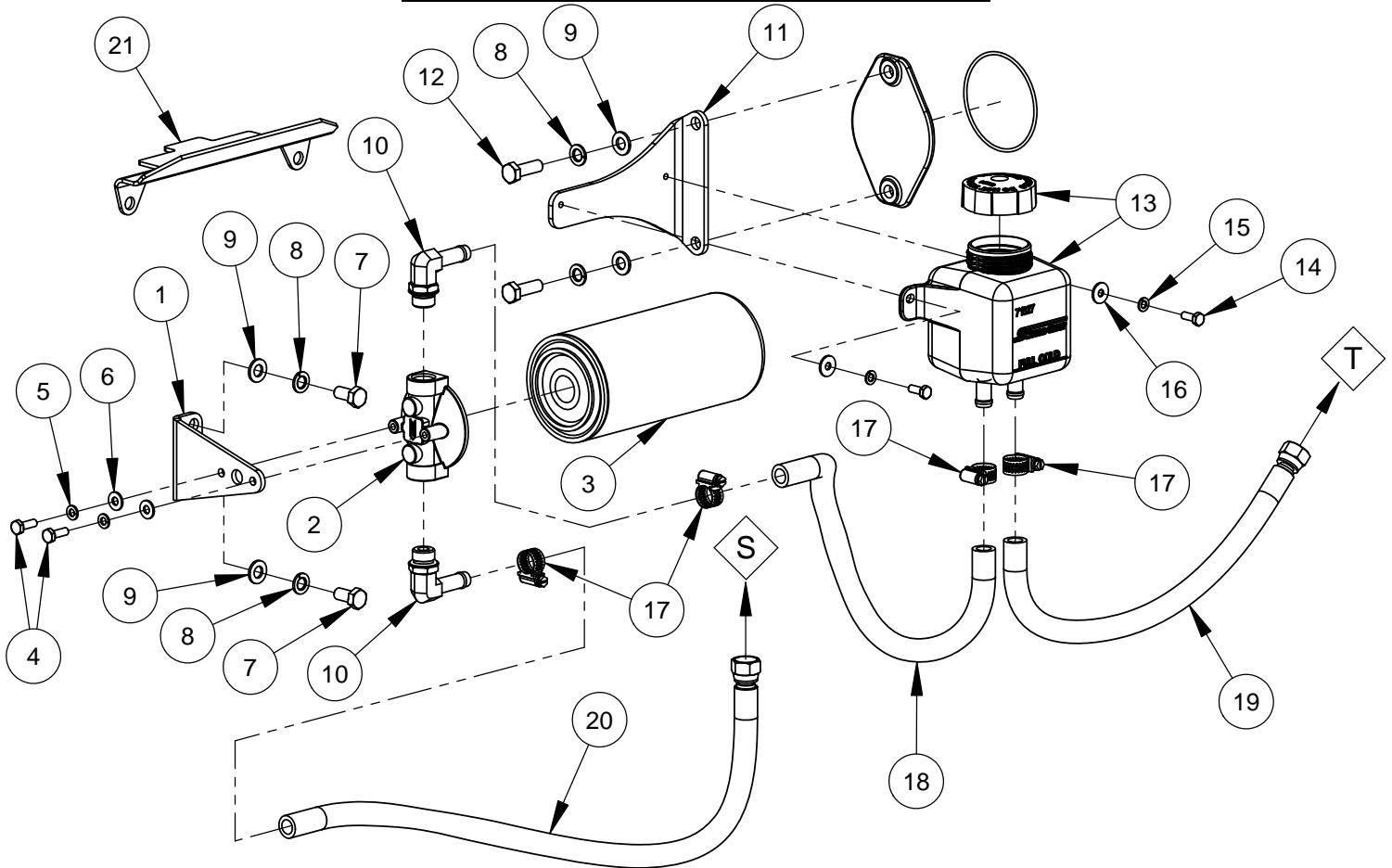
ITEM	PART NO.	QTY.	DESCRIPTION
1	6017037A	1	Fan Shroud (Left)
2	6017037B	1	Fan Shroud (Right)
3	6017038	1	Link
4	2900329	7	Cap Screw, Hex Hd., M8-1.25 x 20mm
5	2900763	8	Lock Washer, M8 Split
6	2901336	15	Flat Washer, M8
7	2900303	5	Lock Nut, M8-1.25 Nylon Insert
8	2900313	3	Cap Screw, Hex Hd., M8-1.25 x 30mm
9	2801151	5	Hose Clamp, 3/4" x 3/4" Wide
10	2503705	1	Fan Guard
11	2503711	4	Grommet, 3/8" I.D.
12	2900014	4	Flat Washer, 3/8" SAE
13	2900672	4	Shoulder Screw, 3/8" x 1/2" (5/16-18)

Hydro Pump Assembly #6017429



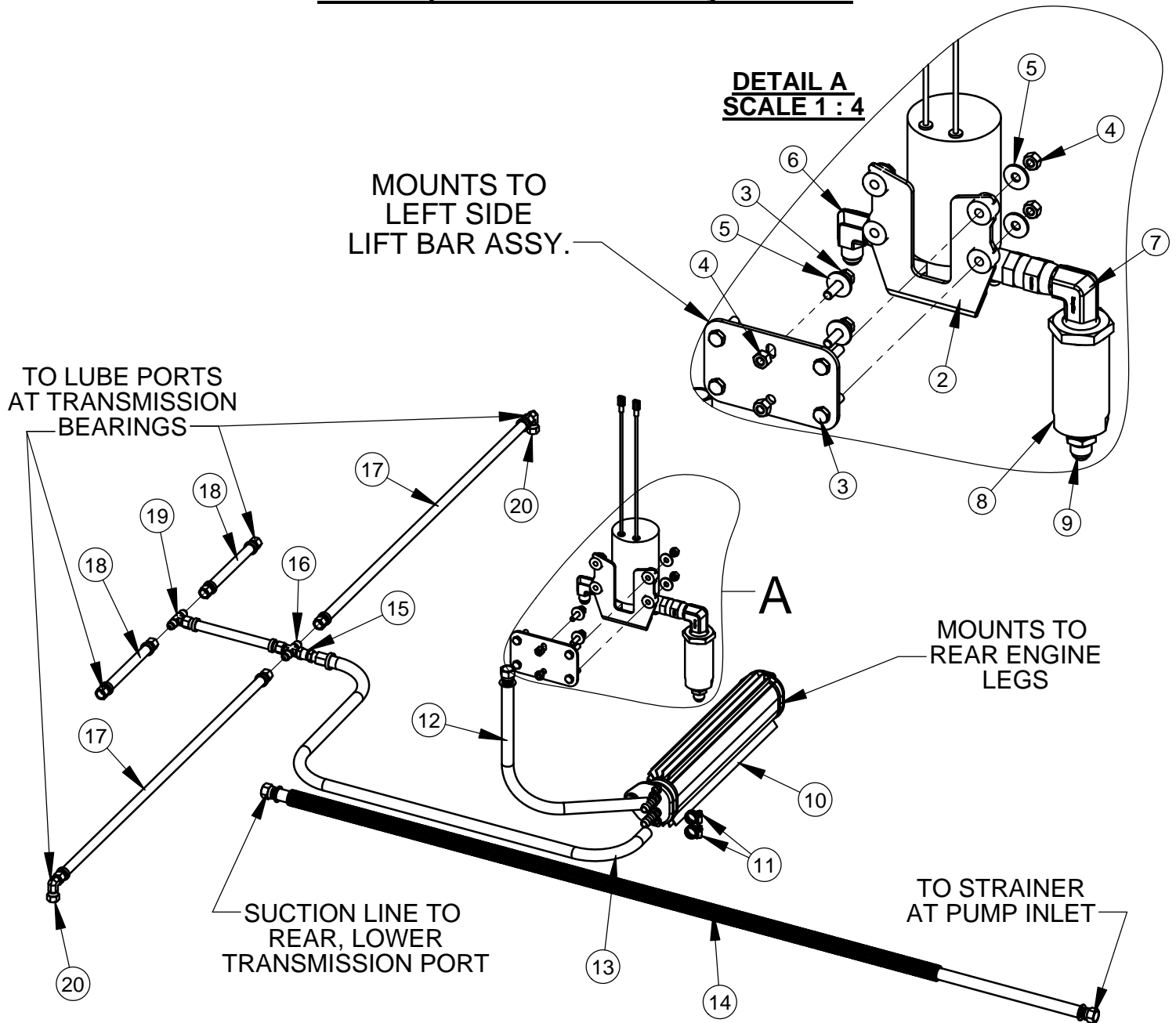
ITEM	PART NO.	QTY.	DESCRIPTION
1	2600550	1	Hydro Pump
2	2503897	1	O-Ring, AS568A-152 Viton
3	2900870	2	Cap Screw, Hex Hd., M10-1.25 x 30mm
4	2900321	2	Lock Washer, M10 Split
5	2901356	2	Flat Washer, M10
6	3201725	2	Elbow, 1/2" O-Ring to 3/8" M. JIC
7	6017294	2	Hose Assembly 3/8" x 46"
8	3200266	1	Adapter, 3/8" O-Ring to 1/2" M. JIC
9	3202086	1	Elbow, 3/8" O-Ring to 1/2" M. JIC
10	6017137	1	Control Arm
11	2900429	1	Set Screw, Soc. Hd., 5/16-24 x 1/2"
12	2500791	1	Rod End, #10-32 Female
13	2900687	1	Machine Screw, Hex Hd., #10-32 x 1"
14	2900188	2	Hex Nut, #10-32
15	2900688	1	Lock Nut, #10-32 Nylon
16	6017217	1	Control Cable Bracket
17	2900746	2	Cap Screw, Hex Hd., M12-1.25 x 30mm
18	2900699	2	Lock Washer, M12 Split
19	2901357	2	Flat Washer, M12
20	2503781	1	Control Cable 41"

Reservoir Tank Assembly #6017424



ITEM	PART NO.	QTY.	DESCRIPTION
1	6017356	1	Oil Filter Mount Bracket
2	3201970	1	Filter Head
3	3201971	1	Filter Element
4	2900144	2	Cap Screw, Hex Hd., 1/4-20 x 3/4"
5	2900024	2	Lock Washer, 1/4" Split
6	2900009	2	Flat Washer, 1/4" SAE
7	2901021	2	Cap Screw, Hex Hd., M10-1.25 x 20mm
8	2900321	4	Lock Washer, M10 Split
9	2901356	4	Flat Washer, M10
10	3201896	2	Elbow, 1/2" O-Ring to 1/2" Hose Bead
11	6017355	1	Tank Mount Bracket
12	2900870	2	Cap Screw, Hex Hd., M10-1.25 x 30mm
13	2503796	1	Reservoir Tank & Cap
14	2900341	2	Cap Screw, Hex Hd., M6-1.0 x 16mm
15	2900765	2	Lock Washer, M6 Split
16	2901359	2	Fender Washer, M6
17	3200016	4	Hose Clamp #8
18	6017395	1	Hose, 1/2" I.D. x 20"
19	6017396	1	Hose Assembly 1/2" x 16"
20	6017397	1	Hose Assembly 1/2" x 28"
21	6017469	1	Heat Shield

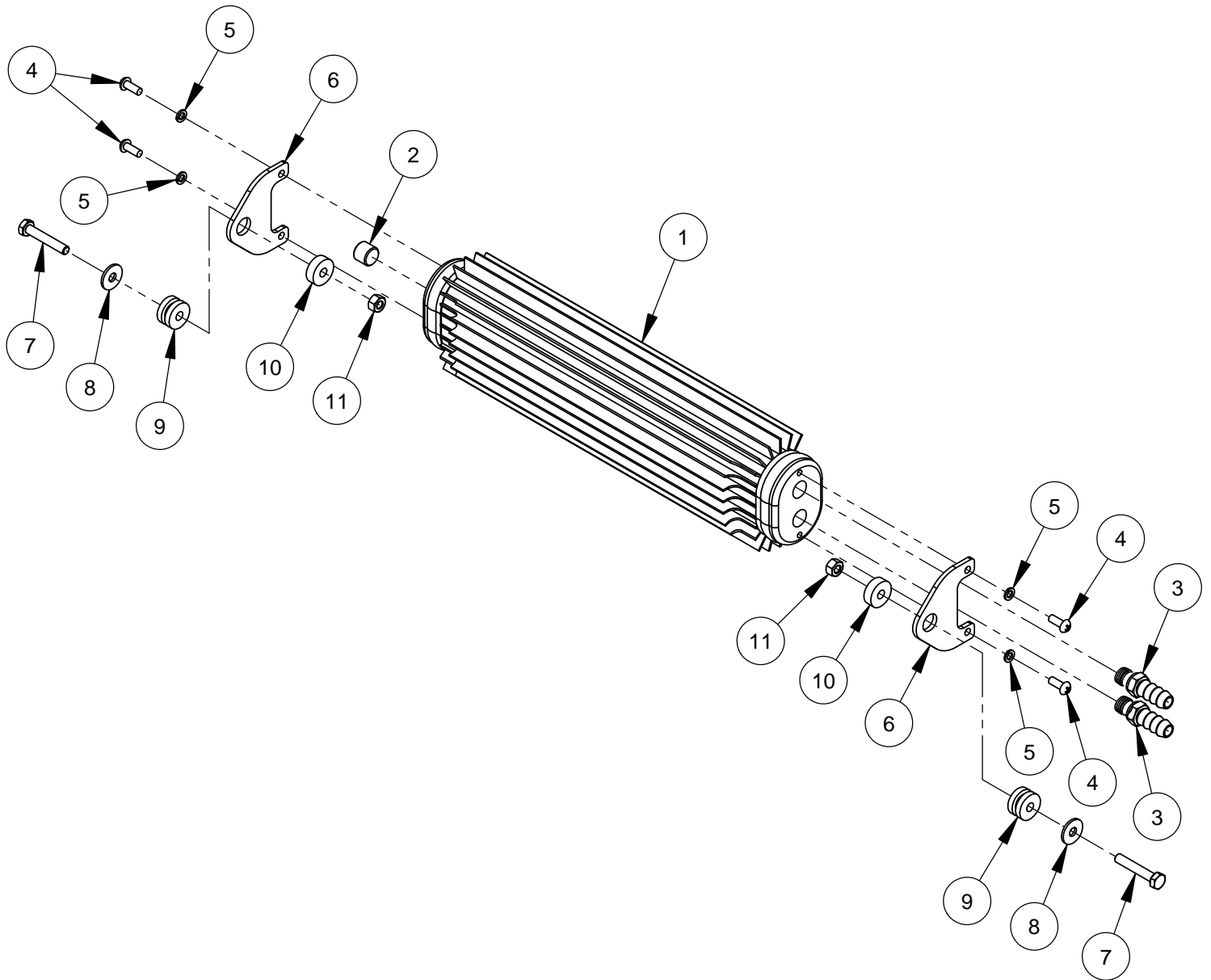
Oil Pump & Cooler Assembly 6017472



ITEM	PART NO.	QTY.	DESCRIPTION
1	6019109	1	Pump Mountng Bracket
2	6017473	1	Oil Pump, 12V, Gear, W/Terminals
3	2900311	6	Cap Screw, Hex Hd., M6-1.0 x 25mm
4	2900302	6	Lock Nut, M6-1.0 Nylon Insert
5	2901359	6	Fender Washer, M6
6	3202499	1	1/2 FJIC - 3/8 MJIC, 90 Deg.
7	3202497	1	1/2 FJIC - 3/8 MPT, 90 Deg.
8	3201940	1	Mini Inline Filter (90 Micron)
9	3201467	1	Fitting, 3/8" M. JIC to 3/8" M. Pipe
10	6017465	1	Oil Cooler Assembly

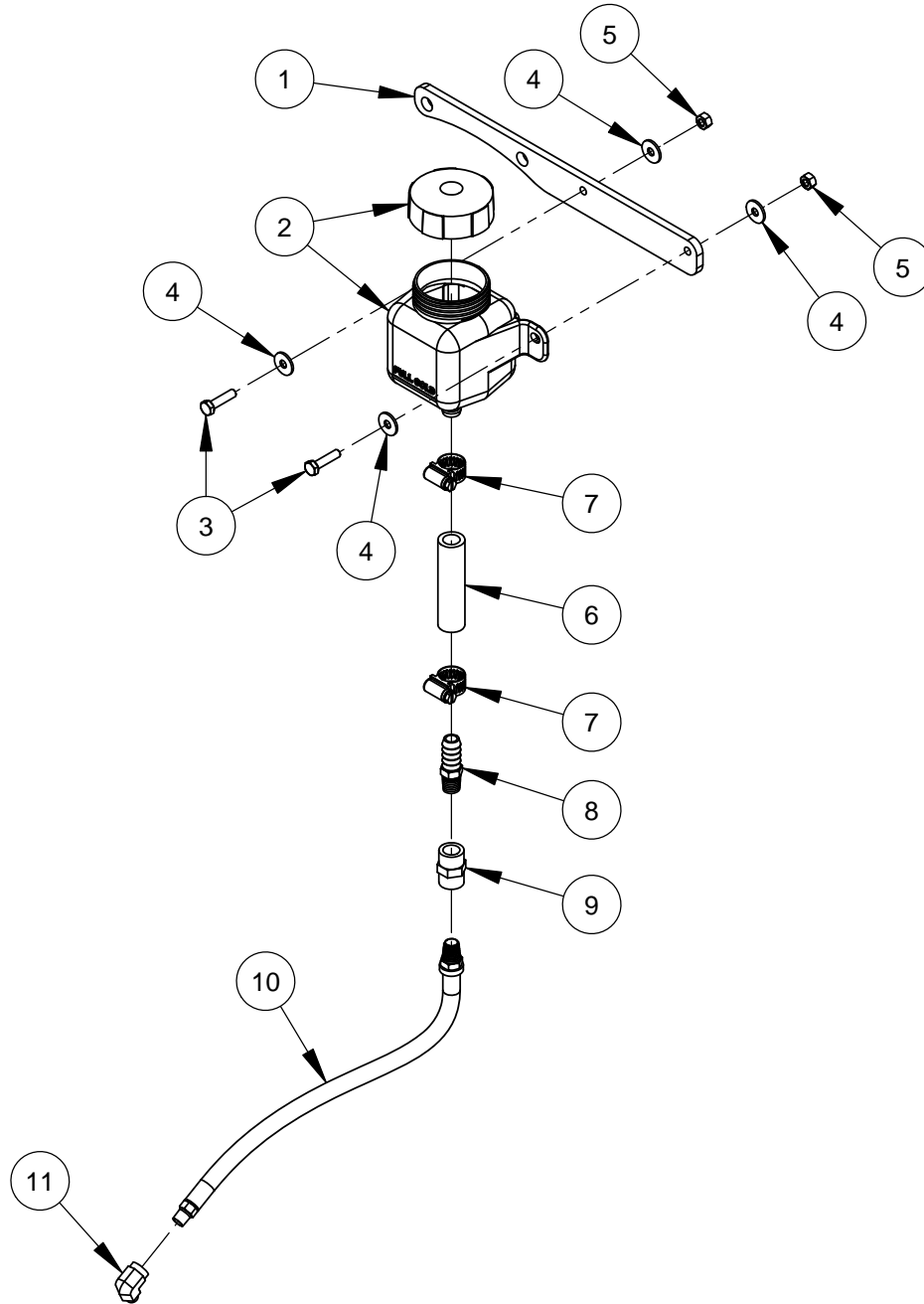
ITEM	PART NO.	QTY.	DESCRIPTION
11	3200390	2	Hose Clamp #6
12	6011514	1	Hose Assy., 3/8 x 17
13	6011515	1	Hose Assy., 3/8 x 35
14	6011518	1	Hose Assy., 3/8 x 50
15	3200219	1	Adapter, 1/4" M. Pipe to 1/4" F. JIC
16	3201892	1	Union Cross, 1/4" Male JIC
17	6017445	2	Hose Assembly 1/4" x 24"
18	6017278	3	Hose Assembly 1/4" x 6"
19	3200625	1	Tee, 1/4" Male JIC
20	3201241	2	Elbow, 1/4" M. JIC to 1/4" F. JIC

Oil Cooler Assembly #6017465



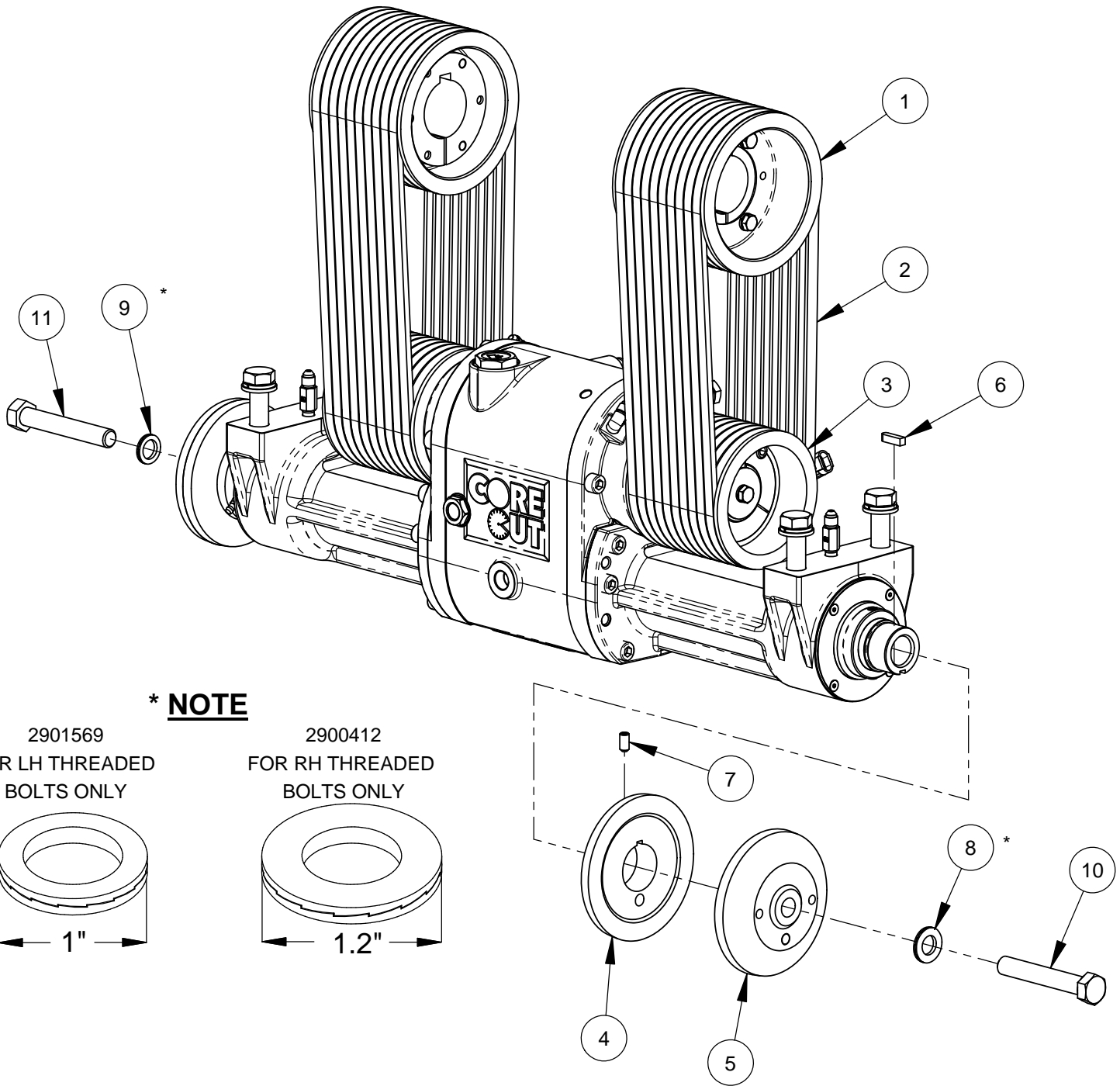
ITEM	PART NO.	QTY.	DESCRIPTION
1	6017466	1	Oil Cooler (Modified)
2	3200552	1	Plug, 1/4" NPT
3	3200030	2	Fitting, 1/4" M. Pipe to 3/8" Hose Barb
4	2900708	4	Machine Screw, Rd. Hd., #10-32 x 1/2"
5	2900038	4	Lock Washer, #10 Split
6	6017467	2	Oil Cooler Ear Mount
7	2900312	2	Cap Screw, Hex Hd., M6-1.0 x 35mm
8	2901359	2	Fender Washer, M6
9	2503986	2	Grommet
10	2503987	2	Felt Washer, 1/4"
11	2900302	2	Lock Nut, M6-1.0 Nylon Insert

Expansion Tank Assembly #6017462



ITEM	PART NO.	QTY.	DESCRIPTION
1	6017463	1	Tank Mount Bar
2	2502039	1	Expansion Tank & Cap
3	2900311	2	Cap Screw, Hex Hd., M6-1.0 x 25mm
4	2901359	4	Fender Washer, M6
5	2900302	2	Lock Nut, M6-1.0 Nylon Insert
6	6010435	1	Hose, 1/2" I.D. x 3"
7	3200016	2	Hose Clamp #8
8	3200463	1	Fitting, 1/4" M. Pipe to 1/2" Hose Barb
9	3201110	1	Coupling, 1/4" NPT
10	6017464	1	Hose Assembly 1/4" x 16"
11	3200156	1	Street Elbow, 1/8" NPT

Belt Drive Assembly #6017450 (Option A) and #6017451 (Option B) for 1-Speed Saw



(SEE NEXT 2 PAGES FOR ITEMS #1 THRU #5)

ITEM	PART NO.	QTY	DESCRIPTION
6	6010040	2	Key, 1/4" Sq. x 15/16"
7	2900418	2	Set Screw, Soc. Hd., 5/16-18 x 5/8"
8	2900412	1	Lock Washer, Wedge 5/8"
9	2901569	1	Lock Washer, Wedge 5/8" LH
10	2900146	1	Cap Screw, Hex Hd., 5/8-11 x 4"
11	2900130	1	Cap Screw, Hex Hd., 5/8-11 x 4" LH

* See Note
* See Note

Belt Drive Assembly #6017450 (Option A) for 1-Speed Saw

20" BLADE DRIVE #6017450A			
ITEM	PART NO.	QTY	DESCRIPTION
1	6017438	2	Sheave, 6.5" x 10 Groove w/Bushing
	2501902	1	Sheave, 6.5" x 10 Groove QD Style
	2500153	1	QD Bushing, SK x 2" w/Fasteners
2	2503876	20	V-Belt, 3VX385
3	6017434	2	Sheave, 4.5" x 10 Groove w/Bushing
	2501381	1	Sheave, 4.5" x 10 Groove Taper Style
	2501411	1	Taper Bushing, 2" w/Setscrews & Key
4	6010255	2	Inner Flange 5"
5	6047907	2	Outer Flange 5" with Pin
	2900197	1	Dowel Pin, 3/8" Dia. x 2"

26" BLADE DRIVE #6017450B			
ITEM	PART NO.	QTY	DESCRIPTION
1	6013157	2	Sheave, 5.6" x 10 Groove w/Bushing
	2500209	1	Sheave, 5.6" x 10 Groove QD Style
	2500153	1	QD Bushing, SK x 2" w/Fasteners
2	2500037	20	V-Belt, 3VX375
3	6017435	2	Sheave, 4.75" x 10 Groove w/Bushing
	2503792	1	Sheave, 4.75" x 10 Groove Taper Style
	2500937	1	Taper Bushing, 2" w/Setscrews
4	6010255	2	Inner Flange 5"
5	6047907	2	Outer Flange 5" with Pin
	2900197	1	Dowel Pin, 3/8" Dia. x 2"

30" BLADE DRIVE #6017450C			
ITEM	PART NO.	QTY	DESCRIPTION
1	6017436	2	Sheave, 5" x 10 Groove w/Bushing
	2500655	1	Sheave, 5" x 10 Groove Taper Style
	2500937	1	Taper Bushing, 2" w/Setscrews
2	2503875	20	V-Belt, 3VX366
3	6017435	2	Sheave, 4.75" x 10 Groove w/Bushing
	2503792	1	Sheave, 4.75" x 10 Groove Taper Style
	2500937	1	Taper Bushing, 2" w/Setscrews
4	6010255	2	Inner Flange 5"
5	6047907	2	Outer Flange 5" with Pin
	2900197	1	Dowel Pin, 3/8" Dia. x 2"

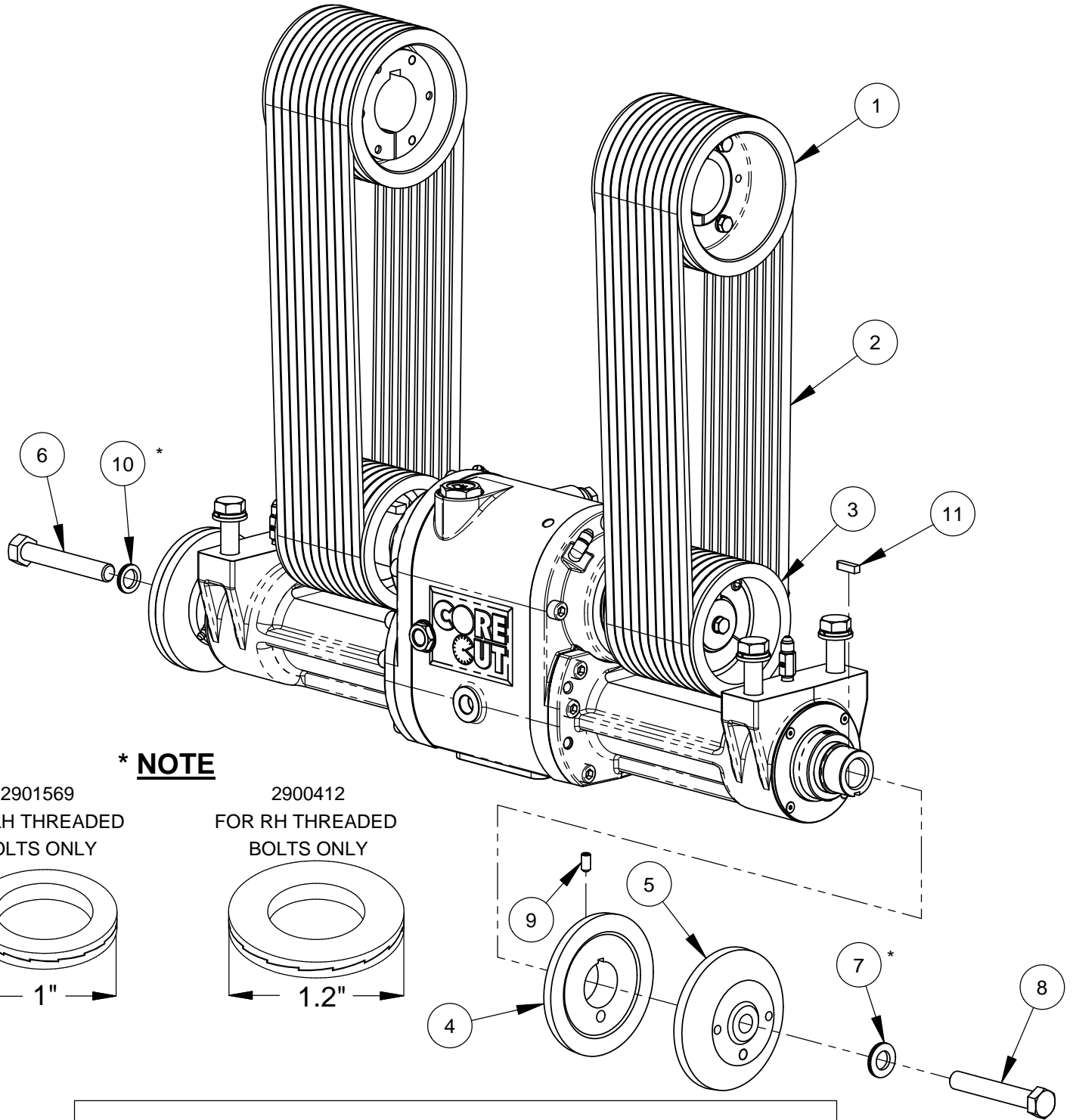
Belt Drive Assembly #6017451 (Option B) for 1-Speed Saw

36" BLADE DRIVE #6017451A			
ITEM	PART NO.	QTY	DESCRIPTION
1	6017438	2	Sheave, 6.5" x 10 Groove w/Bushing
	2501902	1	Sheave, 6.5" x 10 Groove QD Style
	2500153	1	QD Bushing, SK x 2" w/Fasteners
2	2503876	20	V-Belt, 3VX385
3	6017435	2	Sheave, 4.75" x 10 Groove w/Bushing
	2503792	1	Sheave, 4.75" x 10 Groove Taper Style
	2500937	1	Taper Bushing, 2" w/Setscrews
4	6010038	2	Inner Flange 6"
5	6010039	2	Outer Flange 6" with Pin
	2900197	1	Dowel Pin, 3/8" Dia. x 2"

42" BLADE DRIVE #6017451B			
ITEM	PART NO.	QTY	DESCRIPTION
1	6017437	2	Sheave, 5.3" x 10 Groove w/Bushing
	2500516	1	Sheave, 5.3" x 10 Groove QD Style
	2500153	1	QD Bushing, SK x 2" w/Fasteners
2	2500037	20	V-Belt, 3VX375
3	6017435	2	Sheave, 4.75" x 10 Groove w/Bushing
	2503792	1	Sheave, 4.75" x 10 Groove Taper Style
	2500937	1	Taper Bushing, 2" w/Setscrews
4	6017230	2	Inner Flange 7"
5	6017231	2	Outer Flange 7" with Pin
	2900197	1	Dowel Pin, 3/8" Dia. x 2"

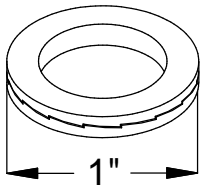
48" BLADE DRIVE #6017451C			
ITEM	PART NO.	QTY	DESCRIPTION
1	6017435	4	Sheave, 4.75" x 10 Groove w/Bushing
	2503792	1	Sheave, 4.75" x 10 Groove Taper Style
	2500937	1	Taper Bushing, 2" w/Setscrews
2	2503875	20	V-Belt, 3VX366
3	6013017	2	Inner Flange 8"
4	6013018	2	Outer Flange 8" with Pin
	2900197	1	Dowel Pin, 3/8" Dia. x 2"

Belt Drive Assembly #6017452 for 3-Speed Saw

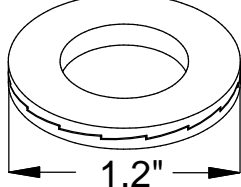


*** NOTE**

2901569
FOR LH THREADED
BOLTS ONLY



2900412
FOR RH THREADED
BOLTS ONLY



(SEE NEXT PAGE FOR ITEMS #1 THRU #5)				
ITEM	PART NO.	QTY	DESCRIPTION	
6	2900130	1	Cap Screw, Hex Hd., 5/8-11 x 4" LH	
7	2900412	1	Lock Washer, Wedge 5/8"	* See Note
8	2900146	1	Cap Screw, Hex Hd., 5/8-11 x 4"	
9	2900418	2	Set Screw, Soc. Hd., 5/16-18 x 5/8"	
10	2901569	1	Lock Washer, Wedge 5/8" LH	* See Note
11	6010040	2	Key, 1/4" Sq. x 15/16"	

Belt Drive Assembly #6017452 for 3-Speed Saw

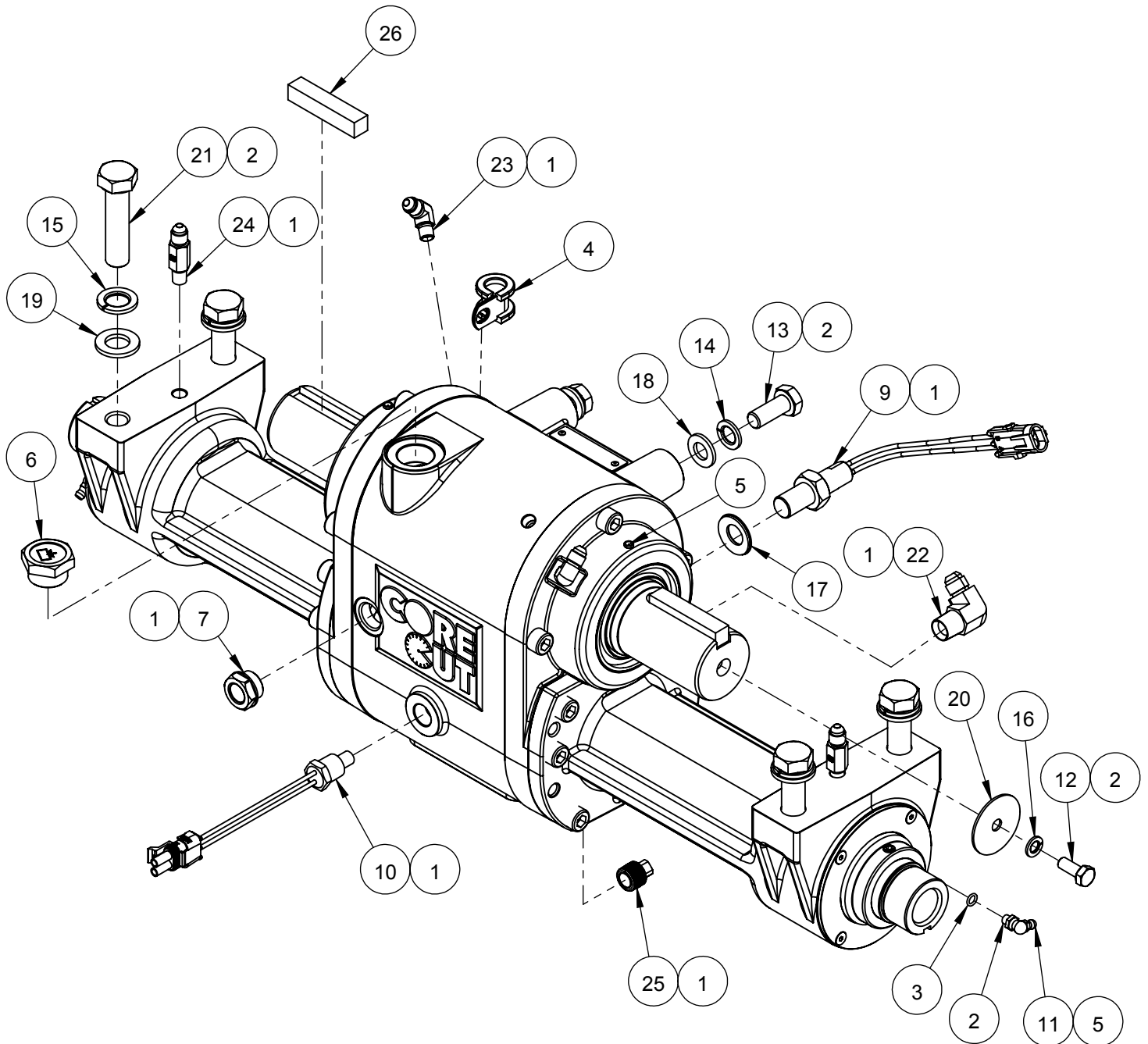
30/26/20 BLADE DRIVE #6017452A			
ITEM	PART NO.	QTY.	DESCRIPTION
1	6017435	4	Sheave, 4.75" x 10 Groove w/Bushing
	2503792	1	Sheave, 4.75" x 10 Groove Taper Style
	2500937	1	Taper Bushing, 2" w/Setscrews
2	2500794	20	V-Belt, 3VX450
3	6010255	2	Inner Flange 5"
4	6047907	2	Outer Flange 5" with Pin

36/30/20 BLADE DRIVE #6017452B			
ITEM	PART NO.	QTY	DESCRIPTION
1	6017438	2	Sheave, 6.5" x 10 Groove w/Bushing
	2501902	1	Sheave, 6.5" x 10 Groove QD Style
	2500153	1	QD Bushing, SK x 2" w/Fasteners
2	2500298	20	V-Belt, 3VX475
3	6017434	2	Sheave, 4.5" x 10 Groove w/Bushing
	2501381	1	Sheave, 4.5" x 10 Groove Taper Style
	2501411	1	Taper Bushing, 2" w/Setscrews & Key
4	6010038	2	Inner Flange 6"
5	6010039	2	Outer Flange 6" with Pin

42/36/26 BLADE DRIVE #6017452C			
ITEM	PART NO.	QTY	DESCRIPTION
1	6013157	2	Sheave, 5.6" x 10 Groove w/Bushing
	2500209	1	Sheave, 5.6" x 10 Groove QD Style
	2500153	1	QD Bushing, SK x 2" w/Fasteners
2	2500298	20	V-Belt, 3VX475
3	6017435	2	Sheave, 4.75" x 10 Groove w/Bushing
	2503792	1	Sheave, 4.75" x 10 Groove Taper Style
	2500937	1	Taper Bushing, 2" w/Setscrews
4	6017230	2	Inner Flange 7"
5	6017231	2	Outer Flange 7" with Pin

48/42/30 BLADE DRIVE #6017452D			
ITEM	PART NO.	QTY	DESCRIPTION
1	6017435	4	Sheave, 4.75" x 10 Groove w/Bushing
	2503792	1	Sheave, 4.75" x 10 Groove Taper Style
	2500937	1	Taper Bushing, 2" w/Setscrews
2	2500794	20	V-Belt, 3VX450
3	6013017	2	Inner Flange 8"
4	6013018	2	Outer Flange 8" with Pin

Blade Shaft Assembly #6018186 (Option A) or #6018141 (Option B) for 1-Speed Saw
Blade Shaft Assembly #6018230 (Option A) or #6018232 (Option B) for 3-Speed Saw



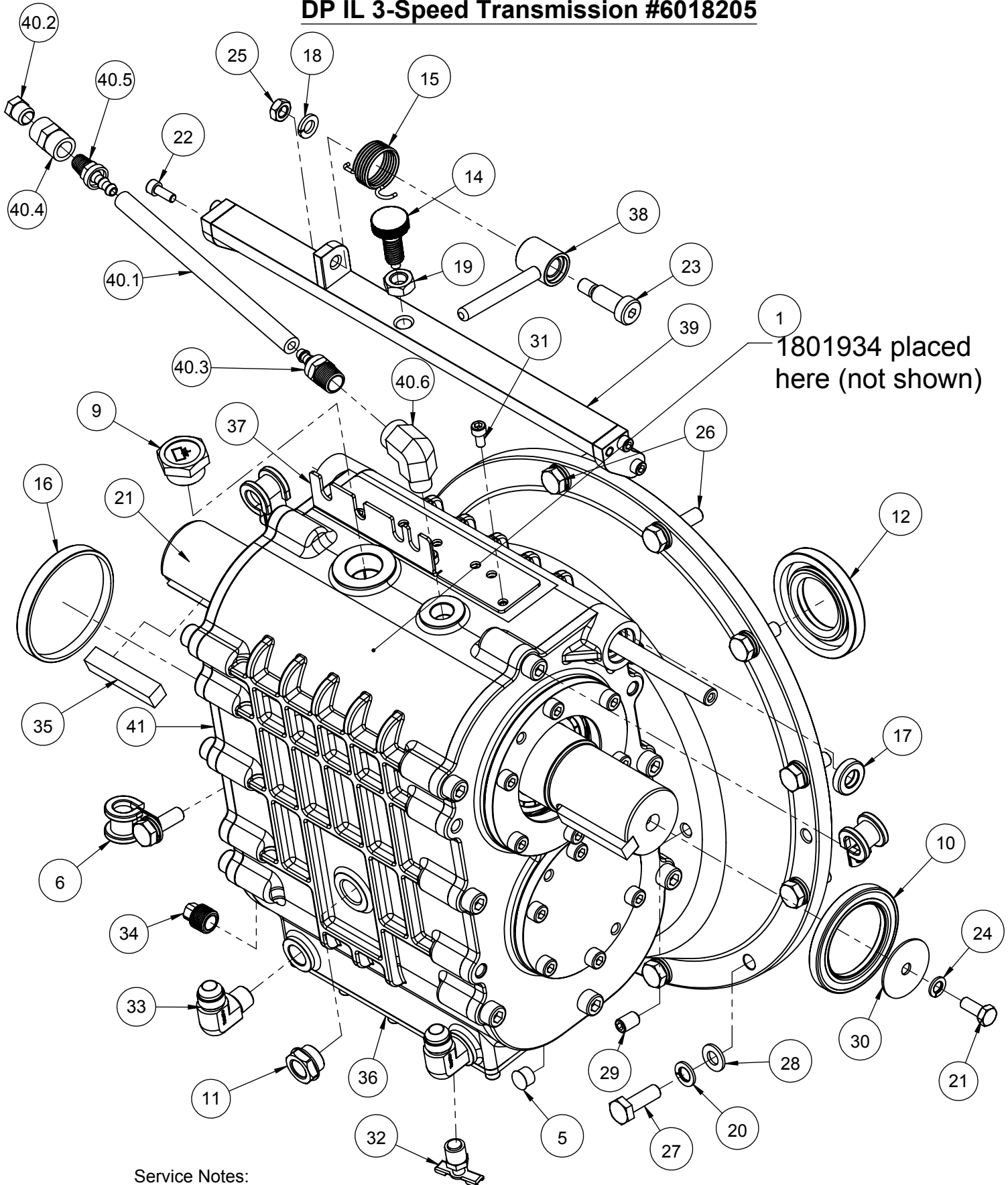
**Blade Shaft Assembly #6018186 (Option A) or #6018141 (Option B) for 1-Speed Saw
Blade Shaft Assembly #6018230 (Option A) or #6018232 (Option B) for 3-Speed Saw**

ITEM	PART NO.	QTY	DESCRIPTION
1	2401311	AR	Loctite #567 Thread Sealant
2	2401316	AR	Loctite #262 Red
3	2500939	2	O-Ring, AS568A - 010
4	2501434	1	Hose Clamp, 5/8" x 3/4" Wide
5	2502046	AR	Grease, Fuchs Synthetic
6	2503834	1	Oil Fill Cap
7	2503872	1	M20 x 1.5 Sight Glass with Reflector
8	2503954	2qt	Synthetic ATF
9	2800169	1	Magnetic Sensor w/Jam Nut
10	2800892	1	Temperature Sender 3/8" NPT
11	2900061	2	Grease Fitting, 1/4-28 x 90 Degree
12	2900329	2	Cap Screw, Hex Hd., M8 x 1.25 x 20mm
13	2900330	2	Cap Screw, Hex Hd., M12 x 1.75 x 30mm
14	2900699	2	Lock Washer, M12 Split
15	2900716	4	Lock Washer, M16 Split
16	2900763	2	Lock Washer, M8 Split
17	2900805	1	Sealing Washer, 5/8"
18	2901357	2	Flat Washer, M12
19	2901358	4	Flat Washer, M16
20	2901504	2	Fender Washer, 5/16 x 1-3/4 x 1/16"
21	2901518	4	Cap Screw, Hex Hd., M16 x 2 x 65mm
22	3201466	1	Elbow, 3/8" M. Pipe to 3/8" M. JIC
23	3201668	2	Elbow, 1/4" M. JIC to 1/8" M. Pipe
24	3201893	2	Adapter, 1/8" M. Pipe to 1/4" M. JIC
25	3201999	1	Magnetic Pipe Plug, 3/8" NPT
26	6018187	2	Key, 1/2" Square x 2-1/2" Long

Service Notes:

1. Change lubricating oil & clean breather vent & pump suction filter every 100 hours.
2. To clear oil lines and check pump flow, disconnect bearing lube lines and place in bucket. Turn ignition switch to ON position & let pump run until clean oil flows from each line.
3. Top off transmission with specified oil (min 50% of sight glass).
4. Relubricate input and bladeshaft seals with 2502046 synthetic grease at least weekly and after power washing.

DP IL 3-Speed Transmission #6018205



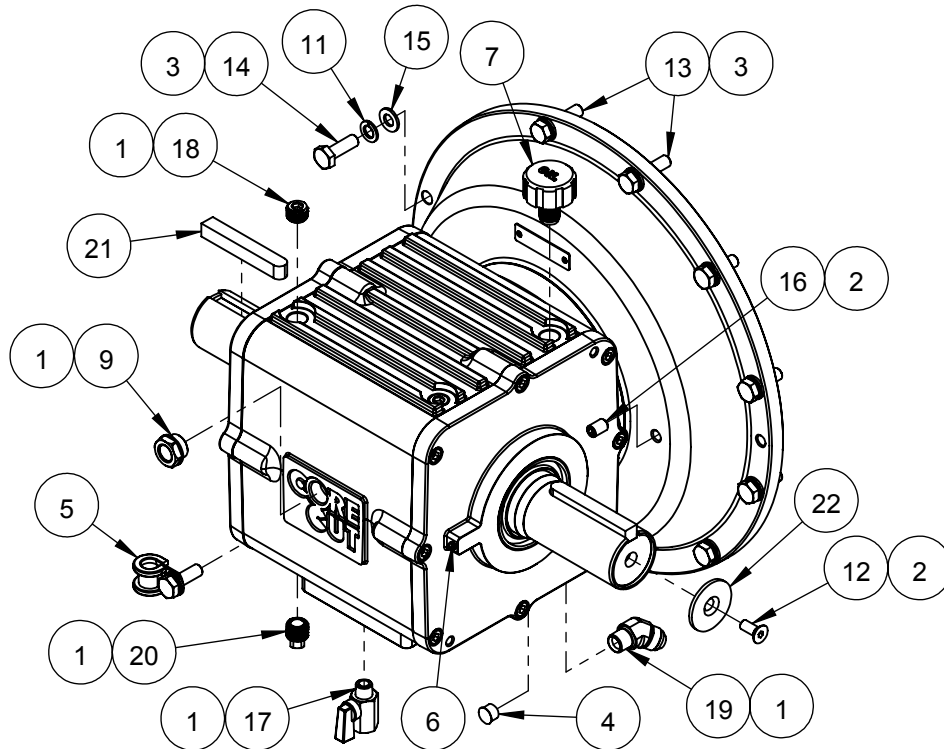
Service Notes:

1. Lubricate external splines with 2503829 anti-seize.
2. Change oil & clean breather vent every 100 hours. Refill with specified oil (min 50% of sight glass).
3. Drain water jacket by opening 3200035 petcock and placing saw in lowest cutting position.

DP IL 3-Speed Transmission #6018205

ITEM	PART NO.	QTY.	DESCRIPTION
1	1801934	1	3-Speed Shifter Label
2	2401311	AR	Loctite #567 Thread Sealant
3	2401315	AR	Loctite #242 Blue
4	2401316	AR	Loctite #262 Red
5	2500204	1	Plug, 1/2" Hole
6	2501434	3	Hose Clamp, 5/8" x 3/4" Wide
7	2502046	AR	Grease, Fuchs Synthetic
8	2503829	AR	Loctite Anti-Seize
9	2503834	1	Oil Fill Cap
10	2503870	2	Oil Seal, 55 x 80 x 8mm
11	2503872	1	Sight Glass, Oil Level
12	2503893	1	Oil Seal, 40 x 80 x 10mm
13	2503930	3qt	Gear Oil, 75W90 Synthetic
14	2503990	1	Spring Loaded Plunger, 1/2-13
15	2503991	1	Torsion Spring, .090 x 1.25
16	2504588	1	Seal:Oil:Cap 85x10mm
17	2506441	2	Oil Seal, 1/2 x 1.00 x 1/4"
18	2900006	1	Lock Washer, 3/8" Split
19	2900129	1	Jam Nut, 1/2-13
20	2900321	11	Lock Washer, M10 Split
21	2900329	2	Capscrew, Hex Hd., M8 x 1.25 x 20mm
22	2900553	2	Cap Screw, Soc. Hd., M6 x 1 x 16mm
23	2900587	1	Shoulder Screw, 1/2" x 1" (3/8-16)
24	2900763	2	Lock Washer, M8 Split
25	2900782	1	Jam Nut, 3/8-16
26	2900799	2	Cap Screw, Hex Hd., M10-1.25 x 40mm
27	2900870	9	Cap Screw, Hex Hd., M10 x 1.25 x 30mm
28	2901356	11	Flat Washer, M10
29	2901500	2	Set Screw, Soc. Hd., M10-1.25 x 16mm
30	2901504	2	Fender Washer, 5/16 x 1-3/4 x 1/16"
31	2901621	17	Cap Screw, Soc. Hd., M6 x 1 x 12mm
32	3200035	1	Petcock, 1/4" NPT
33	3201886	2	Elbow, 1/2" M. JIC to 3/8" M. Pipe
34	3201999	1	Magnetic Pipe Plug, 3/8" NPT
35	6018187	2	Key, 1/2" Square x 2-1/2" Long
36	6018204	1	Heat Sink Cover
37	6018257	1	Detent Gate
38	6018258	1	Shift Lever Assembly
39	6018259	1	Shift Bracket Assembly
40	6018243	1	Vent Tube Assembly
40.1	3200063	20"	1/4" Pushlok Hose
40.2	3200067	1	Breather Vent, 1/4" NPT
40.3	3200070	1	Fitting, 3/8" MPT to 1/4" Pushlok
40.4	3201110	1	Coupling, 1/4" NPT
40.5	3201270	1	Fitting, 1/4" M. Pipe to 1/4" Push Lock
40.6	3201657	1	Street Elbow, 3/8" NPT

Bevel Gear Box without Clutch #6018158

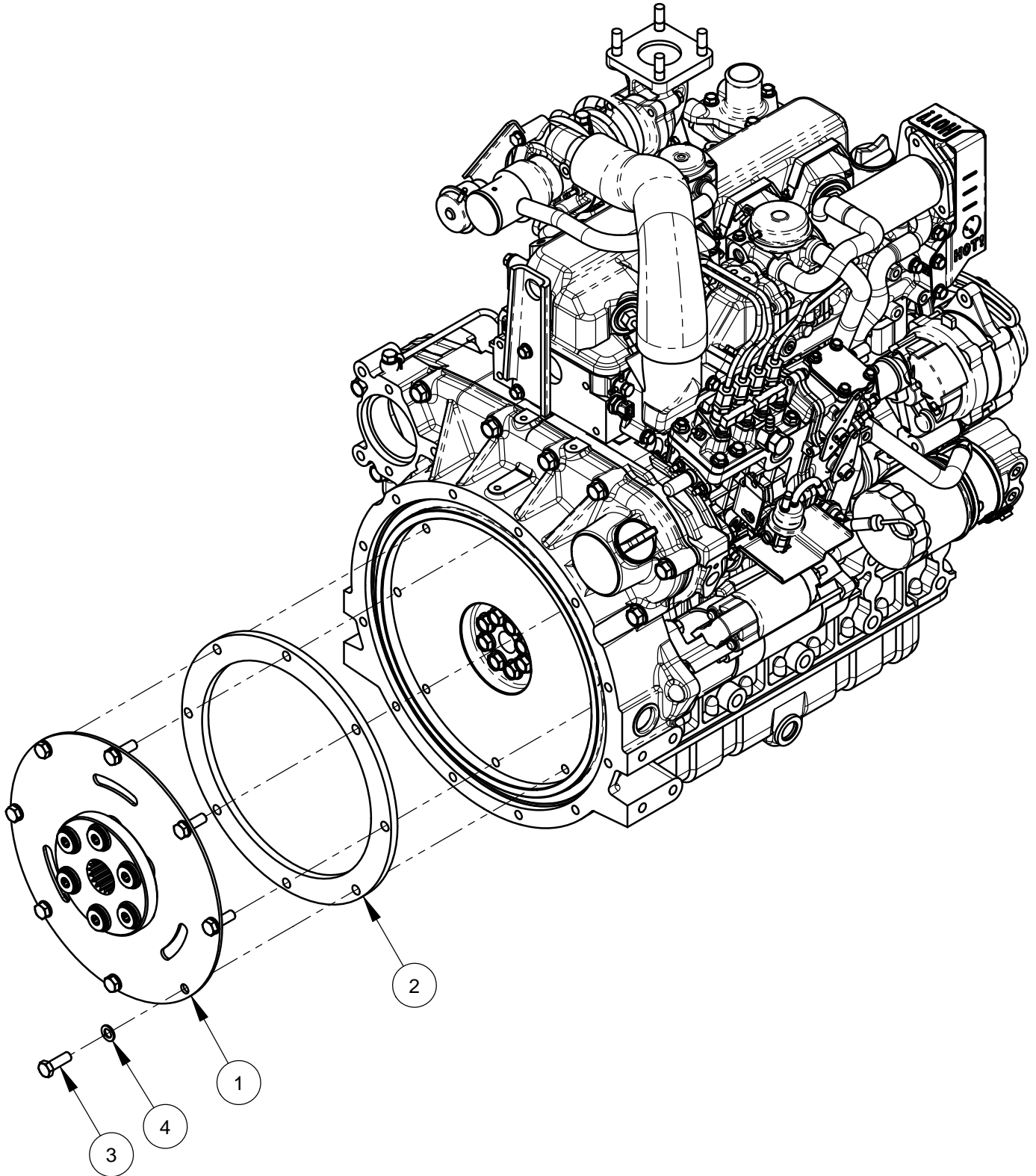


ITEM	PART NO.	QTY	DESCRIPTION
1	2401311	AR	Loctite #567 Thread Sealant
2	2401315	AR	Loctite #242 Blue
3	2401316	AR	Loctite #262 Red
4	2500204	1	Plug, 1/2" Hole
5	2501434	1	Hose Clamp, 5/8" x 3/4" Wide
6	2502046	AR	Grease, Fuchs Synthetic
7	2503720	1	Filler Breather Cap, 3/8" NPT
8	2503829	AR	Loctite Anti-Seize
9	2503872	1	M20 x 1.5 Sight Glass /w Reflector
10	2503930	3qt	Gear Oil, 75W90 Synthetic
11	2900321	11	Lock Washer, M10 Split
12	2900611	2	Cap Screw, Flat Hd., M8 x 1.25 x 20mm
13	2900799	2	Cap Screw, Hex Hd., M10-1.25 x 40mm
14	2900870	9	Cap Screw, Hex Hd., M10 x 1.25 x 30mm
15	2901356	11	Flat Washer, M10
16	2901500	2	Set Screw, Soc. Hd., M10 x 1.25 x 16mm
17	3200108	1	Ball Valve, 1/4" NPT
18	3200476	2	Hex Socket Pipe Plug, 3/8" NPT
19	3201889	2	Elbow, 1/2"M.JIC to 3/8"M.NPT, 45 deg
20	3201999	2	Magnetic Pipe Plug, 3/8" NPT
21	6018178	2	Key, 1/2" Sq. x 3-7/16"
22	6018199	2	Countersunk Fender Washer

Service Notes:

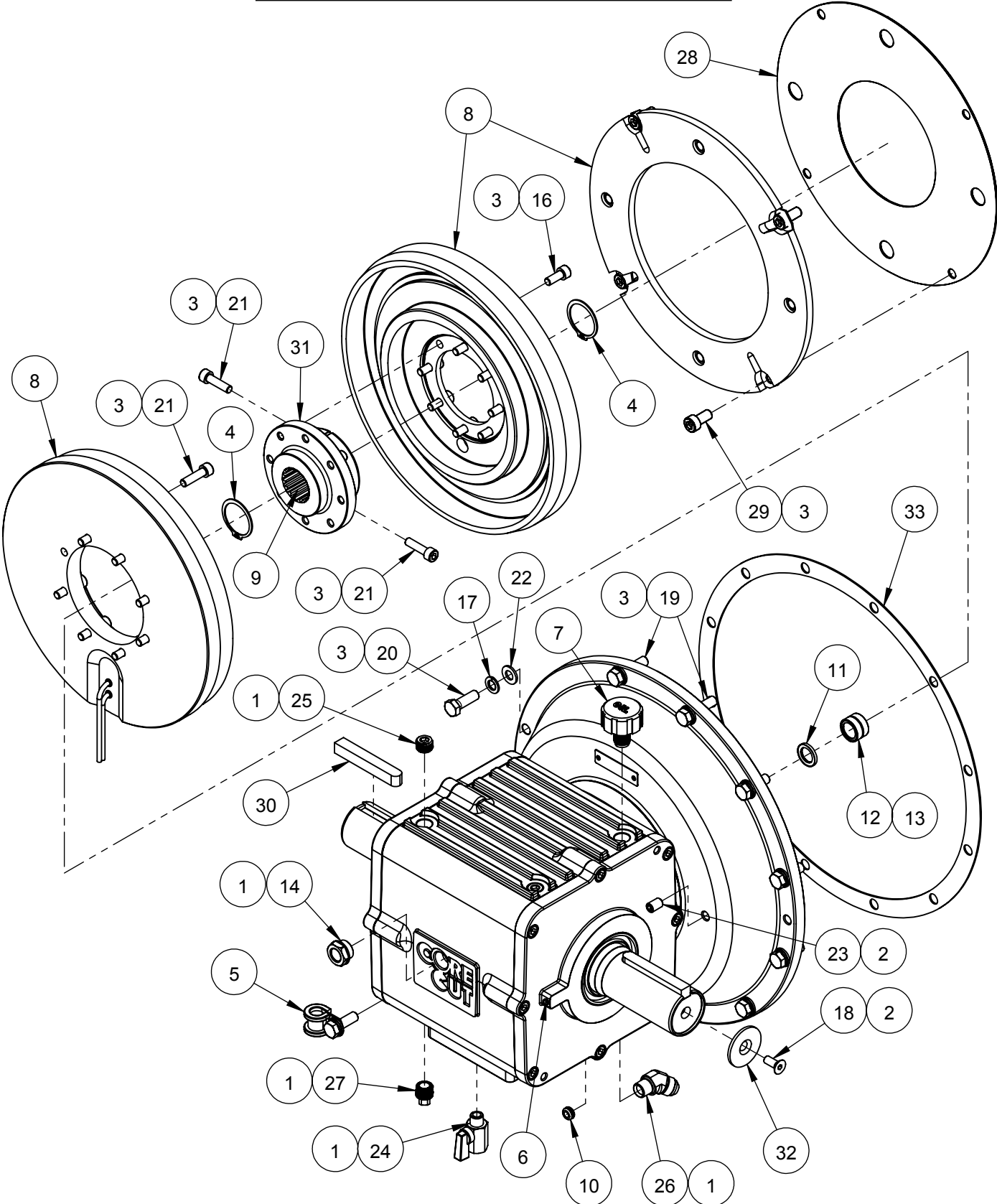
1. Relubricate bevel gear shaft seals with 2502046 synthetic grease at least weekly & after powerwashing.
2. Apply 2503829 anti-seize to input shaft spline prior to installing gearbox.
3. Change oil & clean breather vent every 100 hrs. Refill with 2503930 synthetic gear oil (50% of sight glass).
4. Drain water jacket after each use by opening 3200108 ball valve and placing saw in lowest cutting position. Close ball valve before next use.

Flywheel Coupling Assembly #6017106



ITEM	PART NO.	QTY	DESCRIPTION
1	2502183	1	Flywheel Coupling
2	6017113	1	Spacer Ring (SAE #10)
3	2900870	8	Cap Screw, Hex Hd., M10-1.25 x 30mm
4	2900321	8	Lock Washer, M10 Split

Bevel Gear Box with Clutch #6018168



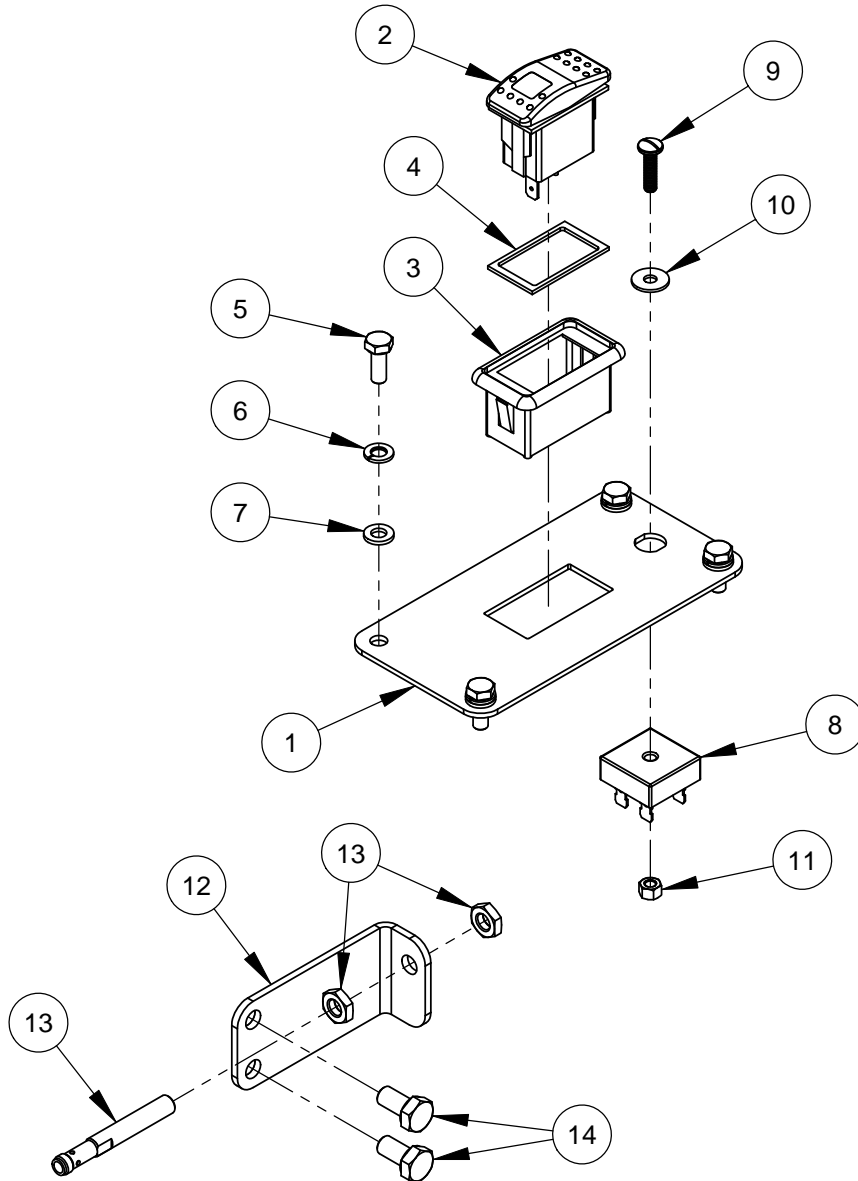
Bevel Gear Box with Clutch #6018168

ITEM	PART NO.	QTY	DESCRIPTION
1	2401311	AR	Loctite #567 Thread Sealant
2	2401315	AR	Loctite #242 Blue
3	2401316	AR	Loctite #262 Red
4	2501202	2	Retaining Ring, 1-1/2" External
5	2501434	1	Hose Clamp, 5/8" x 3/4" Wide
6	2502046	AR	Grease, Fuchs Synthetic
7	2503720	1	Filler Breather Cap, 3/8" NPT
8	2503822	1	Electric Clutch
9	2503829	AR	Loctite Anti-Seize
10	2503830	1	3/8" Rubber Grommet
11	2503838	1	Grease Seal, 17 x 25 x 3mm
12	2503839	1	Needle Bearing, 17 x 25 x 16mm
13	2503840	AR	Loctite #635 Green
14	2503872	1	M20 x 1.5 Sight Glass
15	2503930	3qt	Gear Oil, 75W90 Synthetic
16	2900243	8	Cap Screw, Soc. Hd., M8 x 1.25 x 20mm
17	2900321	11	Lock Washer, M10 Split
18	2900611	2	Cap Screw, Flat Hd., M8 x 1.25 x 20mm
19	2900799	2	Cap Screw, Hex Hd., M10-1.25 x 40mm
20	2900870	9	Cap Screw, Hex Hd., M10-1.25 x 30mm
21	2900911	10	Cap Screw, Soc. Hd., M8 x 1.25 x 30mm
22	2901356	11	Flat Washer, M10
23	2901500	2	Set Screw, Soc. Hd., M10 x 1.25 x 16mm
24	3200108	1	Ball Valve, 1/4" NPT
25	3200476	2	Hex Socket Pipe Plug, 3/8" NPT
26	3201889	2	Elbow, 1/2"M.JIC to 3/8"M.NPT, 45 deg
27	3201999	2	Magnetic Pipe Plug, 3/8" NPT
28	6018085	1	Armature Spacer
29	6018128	4	Cap Screw, Soc. Hd., M10-1.25 x 20mm Modified
30	6018178	2	Key, 1/2" Sq. x 3-7/16"
31	6018180	1	Clutch Drive Hub
32	6018199	2	Contersunk Fender Washer
33	6018242	1	Bellhousing Shim

Service Notes:

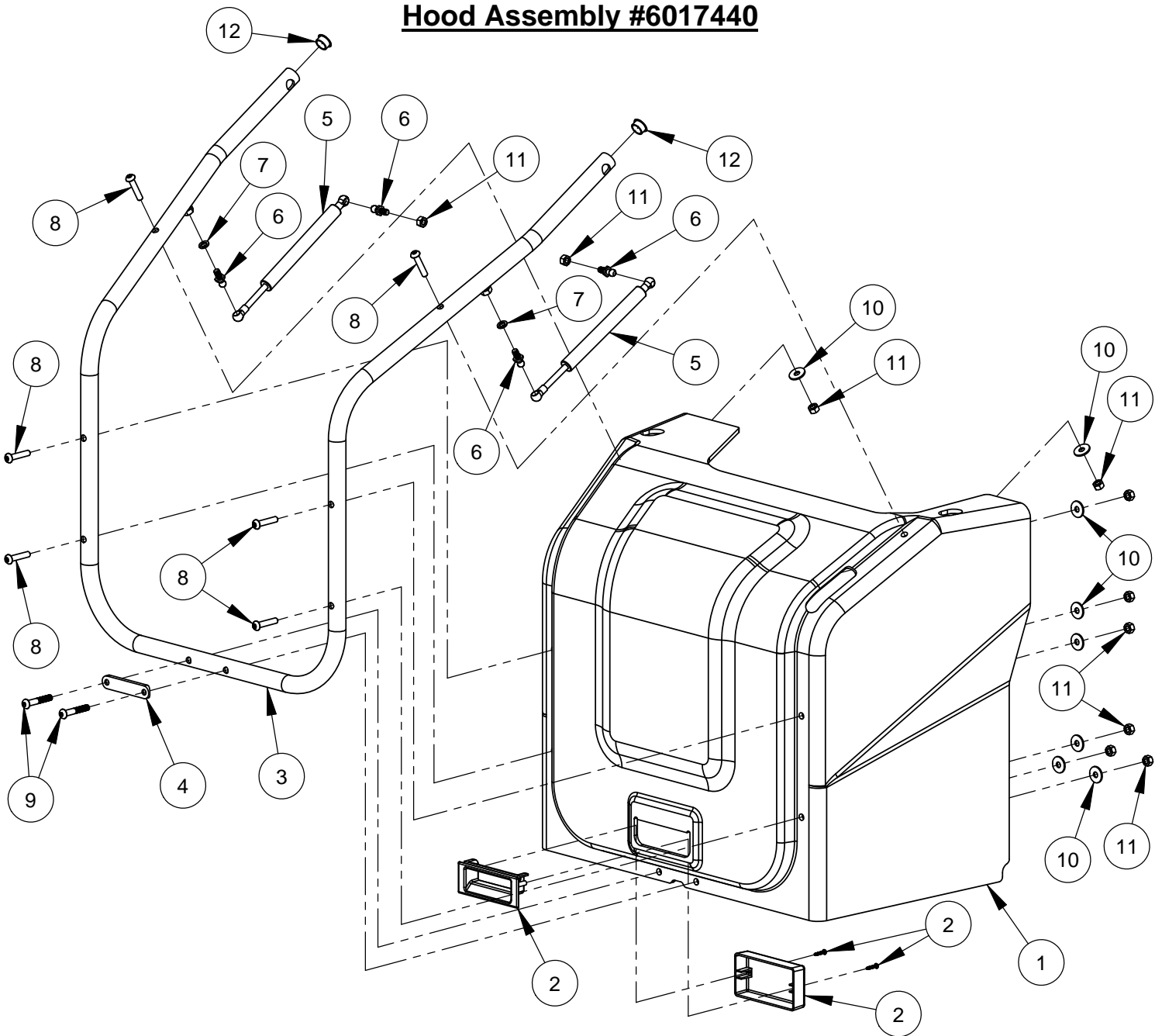
1. Relubricate bevel gear shaft seals with 2502046 synthetic grease at least weekly & after powerwashing.
2. Apply 2503829 anti-seize to input shaft spline prior to installing 6018180 clutch drive hub.
3. Change oil & clean breather vent every 100 hrs. Refill with 2503930 synthetic gear oil (50% of sight glass).
4. Drain water jacket after each use by opening 3200108 ball valve and placing saw in lowest cutting position. Close ball valve before next use.

Clutch Switch Assembly #6017427



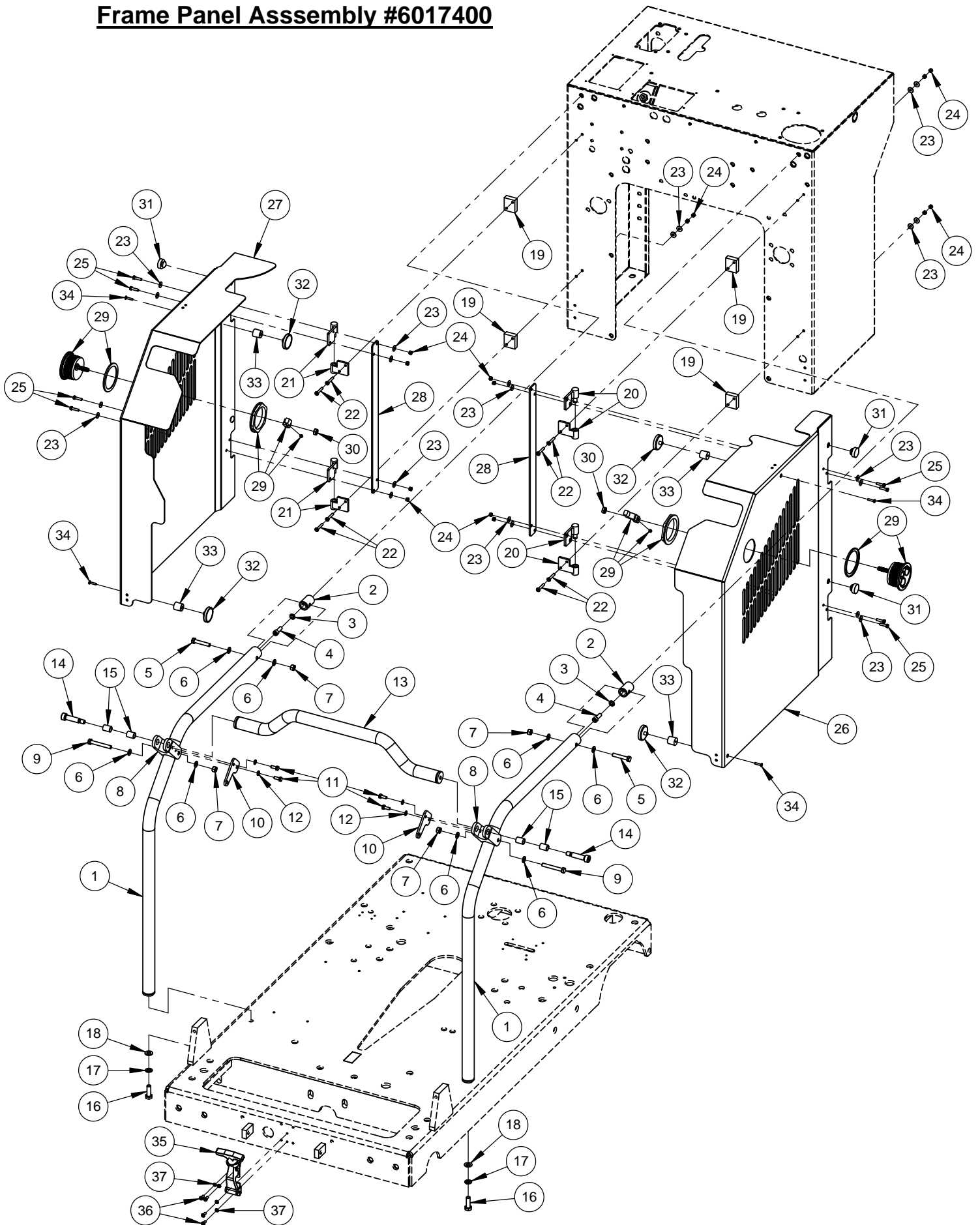
ITEM	PART NO.	QTY.	DESCRIPTION
1	6017284	1	Cover Plate
2	2800808	1	Rocker Switch
3	2800260	1	Rocker Mount Panel
4	2800261	1	Rocker Panel Gasket
5	2900341	4	Cap Screw, Hex Hd., M6-1.0 x 16mm
6	2900765	4	Lock Washer, M6 Split
7	2901494	4	Flat Washer, M6
8	2800368	1	Bridge Rectifier
9	2901377	1	Machine Screw, Nylon, M5-0.8 x 20mm
10	2900770	1	Fender Washer, M5
11	2900301	1	Lock Nut, M5-0.8 Nylon Insert
12	6017449	1	Sensor Bracket
13	2800923	1	Proximity Sensor
14	2900868	2	Cap Screw, Hex Hd., M8-1.25 x 16mm

Hood Assembly #6017440



ITEM	PART NO.	QTY.	DESCRIPTION
1	6017362	1	Hood
2	2503885	1	Pull Handle, Flush
3	6017365	1	Hood Tube
4	6017443	1	Latch Catch
5	2503882	2	Gas Spring
6	2503883	4	Ball Stud 10mm (M8-1.25 Thread)
7	2900763	2	Lock Washer, M8 Split
8	2901381	6	Cap Screw, Button Hd., M8-1.25 x 40mm
9	2901366	2	Cap Screw, Button Hd., M8-1.25 x 50mm
10	2900383	8	Fender Washer, M8
11	2900303	10	Lock Nut, M8-1.25 Nylon Insert
12	2500463	2	Plug, 3/4" Hole

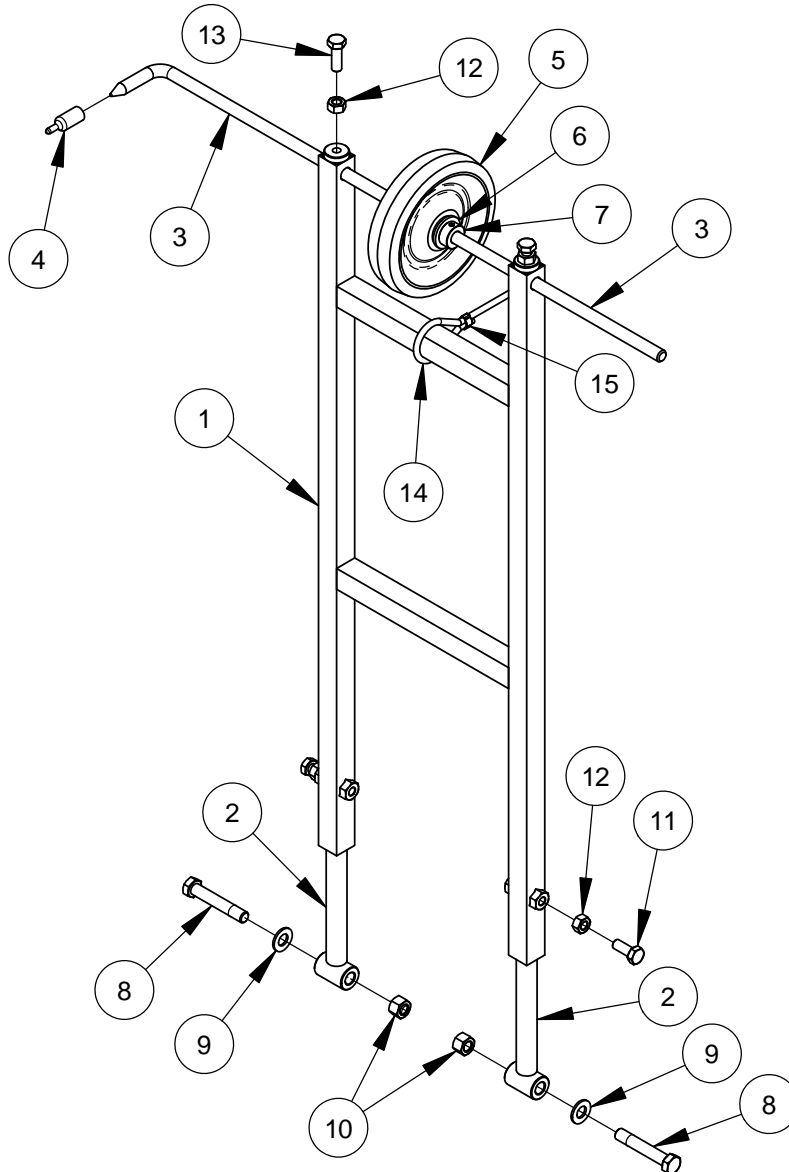
Frame Panel Assembly #6017400



Frame Panel Assembly #6017400

ITEM	PART NO.	QTY.	DESCRIPTION
1	6017368	2	Panel Tube
2	6017370	2	Tube Mount Sleeve
3	2900763	2	Lock Washer, M8 Split
4	2900161	2	Cap Screw, Soc. Hd., M8-1.25 x 25mm
5	2900336	2	Cap Screw, Hex Hd., M8-1.25 x 45mm
6	2901336	8	Flat Washer, M8
7	2900303	4	Lock Nut, M8-1.25 Nylon Insert
8	6017366	2	Tube Link
9	2900747	2	Cap Screw, Hex Hd., M8-1.25 x 60mm
10	6017367	2	Gas Spring Mount
11	2900341	4	Cap Screw, Hex Hd., M6-1.0 x 16mm
12	2900765	4	Lock Washer, M6 Split
13	6017369	1	Cross Tube
14	2900931	2	Shoulder Bolt, 12mm x 40mm (M10-1.5)
15	2503884	4	Sleeve Bearing, 12mm x 15mm x 20mm
16	2900223	2	Cap Screw, Hex Hd., M10-1.5 x 30mm
17	2900321	2	Lock Washer, M10 Split
18	2901356	2	Flat Washer, M10
19	6017372	4	Hinge Spacer
20	2503695	2	Hinge, Lift-off R.H.
21	2503696	2	Hinge, Lift-off L.H.
22	2901365	8	Machine Screw, Pan Hd., M5-0.8 x 30mm
23	2900770	24	Fender Washer, M5
24	2900301	16	Lock Nut, M5-0.8 Nylon Insert
25	2900309	8	Cap Screw, Hex Hd., M5-0.8 x 20mm
26	6017431	1	Side Panel, Left
27	6017432	1	Side Panel, Right
28	6017389	2	Bridge Bar
29	2503877	2	Latch Assembly
30	2900782	2	Jam Nut, 3/8-16
31	2502389	4	Button Bumper
32	2503988	4	Magnet Catch, Encased
33	2503989	4	Bumper, Magnet
34	2901384	4	Machine Screw, Flat Hd., M4-0.7 x 20mm
35	2501141	1	Draw Latch
36	2900794	4	Machine Screw, Pan Hd., M5-0.8 x 12mm
37	2900767	4	Lock Washer, M5 Split

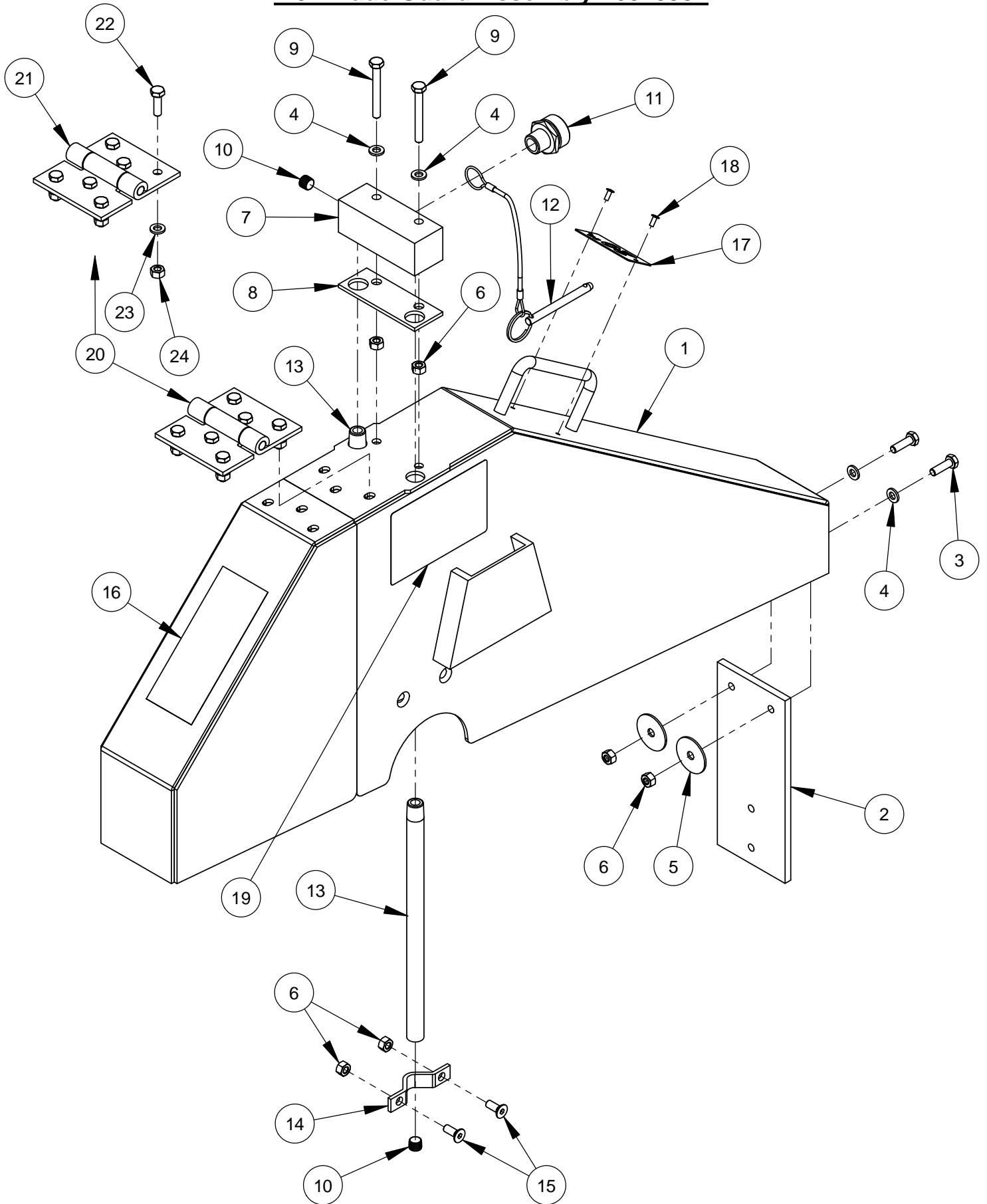
Front Pointer Assembly #6017426



ITEM	PART NO.	QTY.	DESCRIPTION
1	6017386	1	Front Pointer Frame
2	6011152	2	Front Pointer Arm
3	6013025	1	Front Pointer Rod
4	2500740	1	Pointer Cap
5	2501409	1	Wheel, 6"
6	2900127	2	Flat Washer, 1/2" USS
7	2500007	2	Set Collar, 1/2" with Set Screw
8	2901345	2	Cap Screw, Hex Hd., M12-1.75 x 70mm
9	2900239	2	Friction Washer, 1/2"
10	2900327	2	Lock Nut, M12-1.75 Nylon Insert
11	2900333	2	Cap Screw, Hex Hd., M10-1.5 x 25mm
12	2900325	4	Hex Nut, M10-1.5
13	2900223	2	Cap Screw, Hex Hd., M10-1.5 x 30mm
14	6017241	1	Pointer Rope 11 Foot
15	3200221	2	Pinch Clamp, Two Ear

(BLANK)

20" Blade Guard Assembly #6010952

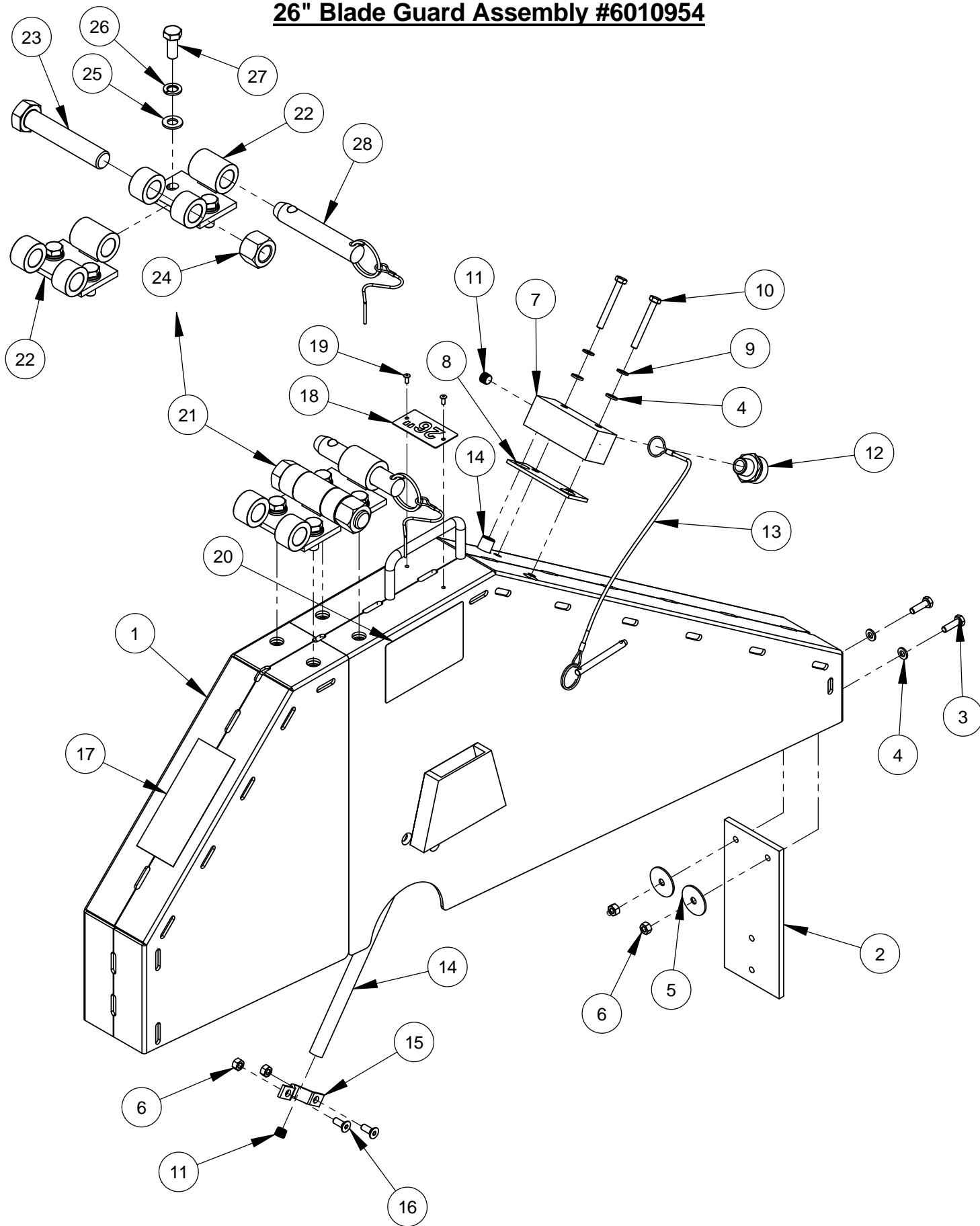


20" Blade Guard Assembly #6010952

ITEM	PART NO.	QTY.	DESCRIPTION
1	6010603	1	20" Blade Guard Front & Rear Only
2	6010081	1	Splash Flap
3	2900310	2	Cap Screw, Hex Hd., M6-1.0 x 20mm
4	2901494	4	Flat Washer, M6
5	2900083	2	Fender Washer, 1/4" x 1-1/4"
6	2900302	8	Lock Nut, M6-1.0 Nylon Insert
7	6010261	1	Water Manifold
8	2500830	1	Water Manifold Gasket
9	2901355	2	Cap Screw, Hex Hd., M6-1.0 x 50mm
10	3200001	3	Plug, 1/8" NPT
11	3200002	1	Fitting, 3/8" M. Pipe to 3/4" M. Garden
12	2900278	1	Lanyard with Lock Pin
13	6010085	2	Water Tube for 20" Guard
14	6048155	2	Water Tube Clamp
15	2900308	4	Cap Screw, Flat Hd., M6-1.0 x 16mm
16	1800001	1	Warning Label
17	1801369D	1	Blade Guard Size Tag
18	2900287	2	Rivet, 1/8" Dia.
19	1802090	2	Label, Wedge Locking Washer
20	6048027	1	Hinge Assembly

ITEM	PART NO.	QTY.	DESCRIPTION
21	2500270	1	Blade Guard Hinge
22	2900310	6	Cap Screw, Hex Hd., M6-1.0 x 20mm
23	2901494	6	Flat Washer, M6
24	2900302	6	Lock Nut, M6-1.0 Nylon Insert

26" Blade Guard Assembly #6010954

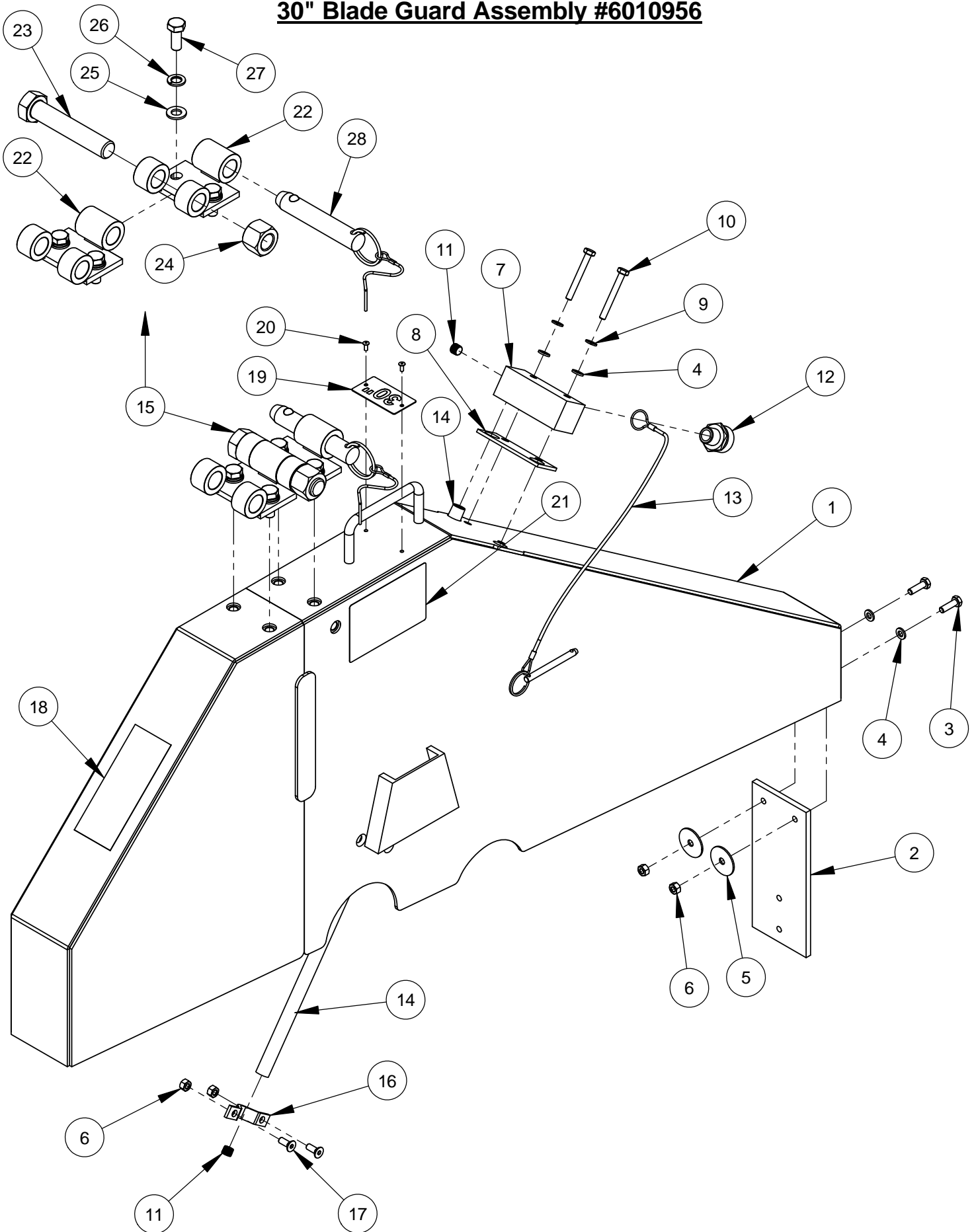


26" Blade Guard Assembly #6010954

ITEM	PART NO.	QTY.	DESCRIPTION
1	6010955	1	26" Blade Guard Front & Rear Only
2	6010081	1	Splash Flap
3	2900310	2	Cap Screw, Hex Hd., M6-1.0 x 20mm
4	2901494	4	Flat Washer, M6
5	2900083	2	Fender Washer, 1/4" x 1-1/4"
6	2900302	6	Lock Nut, M6-1.0 Nylon Insert
7	6010261	1	Water Manifold
8	2500830	1	Water Manifold Gasket
9	2900765	2	Lock Washer, M6 Split
10	2901355	2	Cap Screw, Hex Hd., M6-1.0 x 50mm
11	3200001	3	Plug, 1/8" NPT
12	3200002	1	Fitting, 3/8" M. Pipe to 3/4" M. Garden
13	2900279	1	Lanyard with Lock Pin
14	6010086	2	Water Tube for 26" Guard
15	6048155	2	Water Tube Clamp
16	2900308	4	Cap Screw, Flat Hd., M6-1.0 x 16mm
17	1800001	1	Warning Label
18	1801369F	1	Blade Guard Size Tag
19	2900287	2	Rivet, 1/8" Dia.
20	1802090	2	Label, Wedge Locking Washer
21	6010873	1	Universal Hinge Assembly

ITEM	PART NO.	QTY	DESCRIPTION
22	6010871	2	Hinge Weldment, Universal
23	2900479	1	Cap Screw, Hex Hd., 3/4-10 x 4"
24	2900467	1	Lock Nut, 3/4-10 Nylon
25	2901356	4	Flat Washer, M10
26	2900321	4	Lock Washer, M10 Split
27	2900333	4	Cap Screw, Hex Hd., M10-1.5 x 25mm
28	2503824	1	Detent Pin, 3/4" x 3" Grip

30" Blade Guard Assembly #6010956

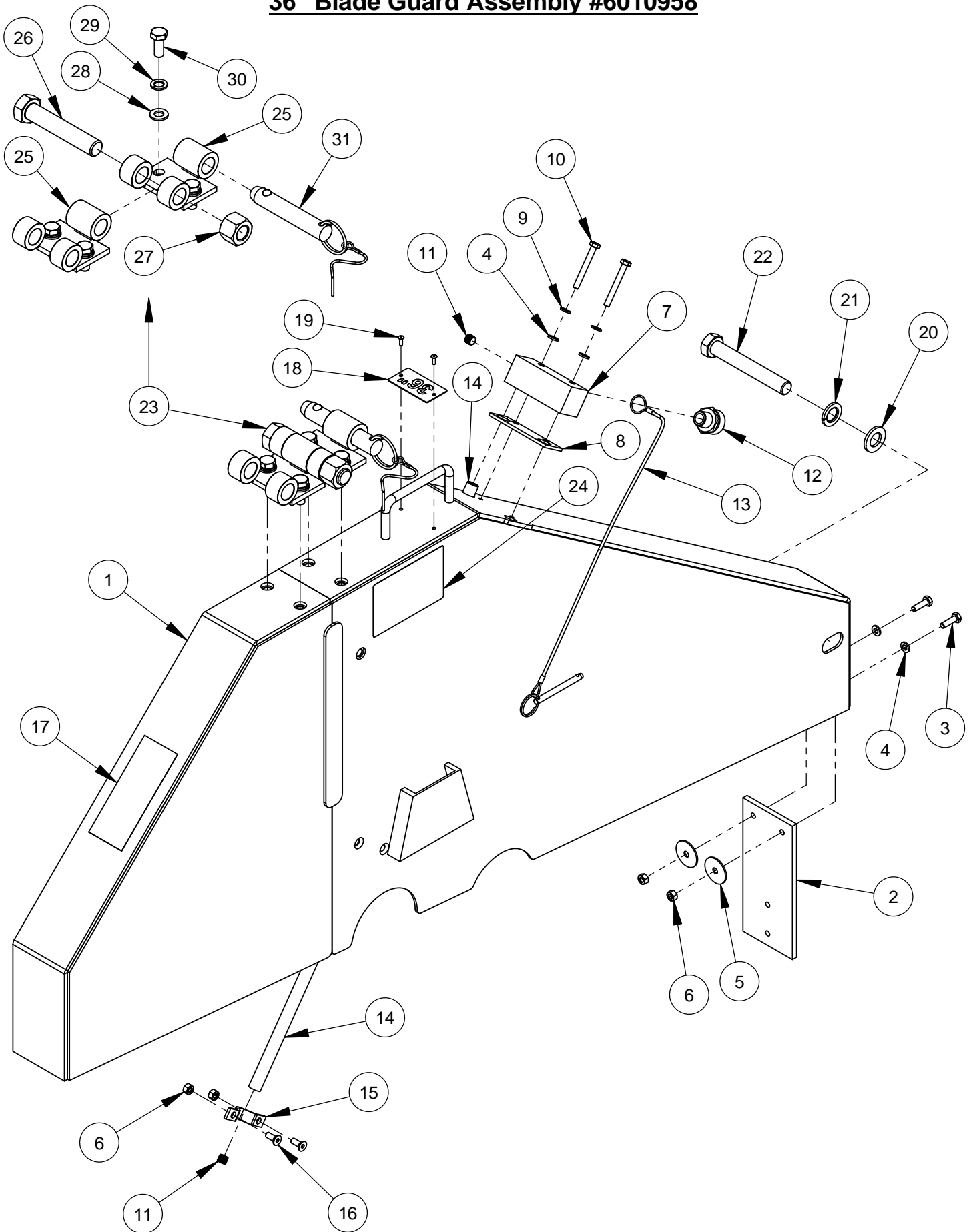


30" Blade Guard Assembly #6010956

ITEM	PART NO.	QTY.	DESCRIPTION
1	6010957	1	30" Blade Guard Front & Rear Only
2	6010081	1	Splash Flap
3	2900310	2	Cap Screw, Hex Hd., M6-1.0 x 20mm
4	2901494	4	Flat Washer, M6
5	2900083	2	Fender Washer, 1/4" x 1-1/4"
6	2900302	6	Lock Nut, M6-1.0 Nylon Insert
7	6010261	1	Water Manifold
8	2500830	1	Water Manifold Gasket
9	2900765	2	Lock Washer, M6 Split
10	2901355	2	Cap Screw, Hex Hd., M6-1.0 x 50mm
11	3200001	3	Plug, 1/8" NPT
12	3200002	1	Fitting, 3/8" M. Pipe to 3/4" M. Garden
13	2900279	1	Lanyard with Lock Pin
14	6010087	2	Water Tube for 30" Guard
15	6010873	1	Universal Hinge Assembly
16	6048155	2	Water Tube Clamp
17	2900308	4	Cap Screw, Flat Hd., M6-1.0 x 16mm
18	1800001	1	Warning Label
19	1801369G	1	Blade Guard Size Tag
20	2900287	2	Rivet, 1/8" Dia.
21	1802090	2	Label, Wedge Locking Washer

ITEM	PART NO.	QTY	DESCRIPTION
22	6010871	2	Hinge Weldment, Universal
23	2900479	1	Cap Screw, Hex Hd., 3/4-10 x 4"
24	2900467	1	Lock Nut, 3/4-10 Nylon
25	2901356	4	Flat Washer, M10
26	2900321	4	Lock Washer, M10 Split
27	2900333	4	Cap Screw, Hex Hd., M10-1.5 x 25mm
28	2503824	1	Detent Pin, 3/4" x 3" Grip

36" Blade Guard Assembly #6010958

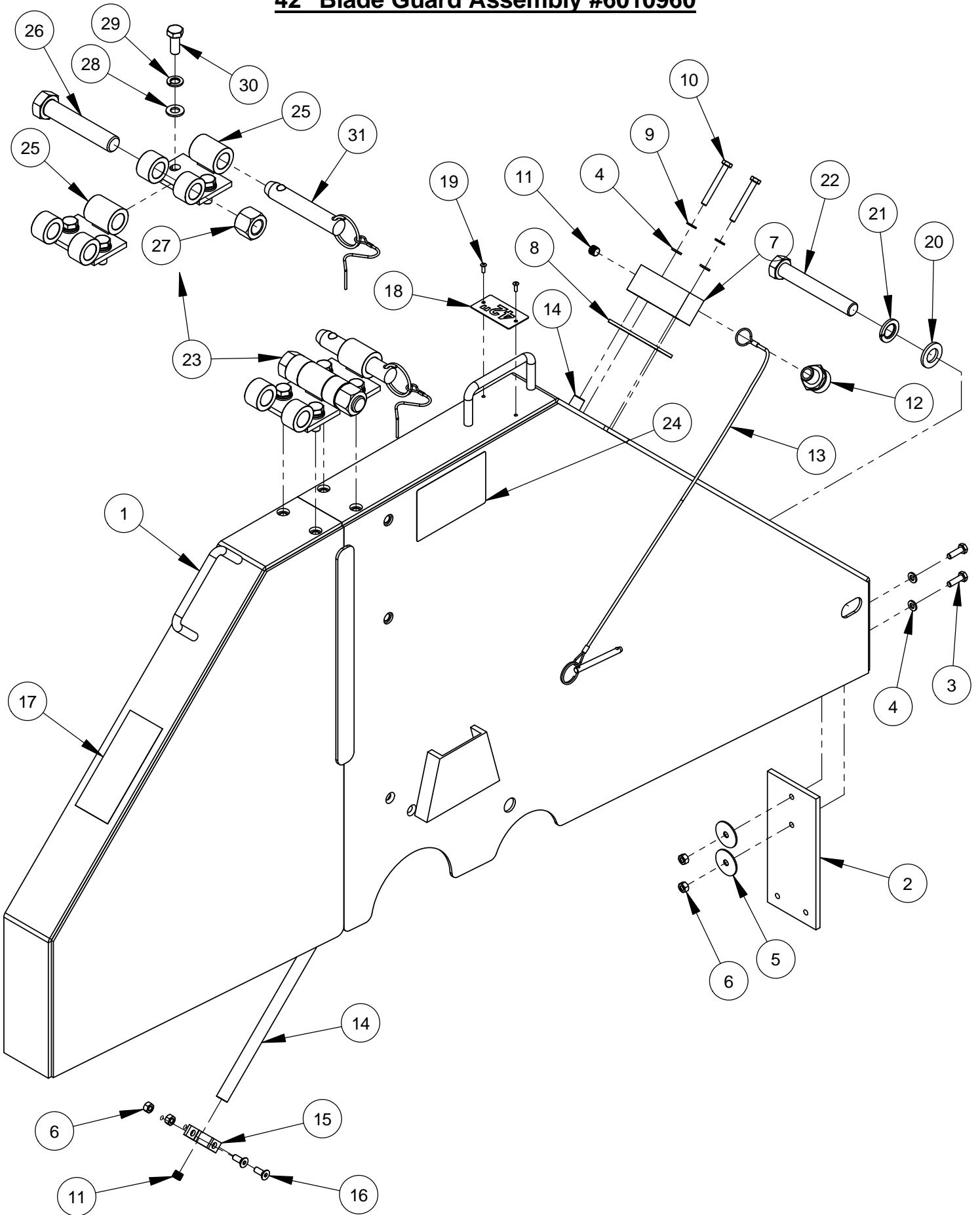


36" Blade Guard Assembly #6010958

ITEM	PART NO.	QTY.	DESCRIPTION
1	6010959	1	36" Blade Guard Front & Rear Only
2	6010081	1	Splash Flap
3	2900310	2	Cap Screw, Hex Hd., M6-1.0 x 20mm
4	2901494	4	Flat Washer, M6
5	2900083	2	Fender Washer, 1/4" x 1-1/4"
6	2900302	6	Lock Nut, M6-1.0 Nylon Insert
7	6010261	1	Water Manifold
8	2500830	1	Water Manifold Gasket
9	2900765	2	Lock Washer, M6 Split
10	2901355	2	Cap Screw, Hex Hd., M6-1.0 x 50mm
11	3200001	3	Plug, 1/8" NPT
12	3200002	1	Fitting, 3/8" M. Pipe to 3/4" M. Garden
13	2900280	1	Lanyard with Lock Pin
14	6010088	2	Water Tube for 36" Guard
15	6048155	2	Water Tube Clamp
16	2900308	4	Cap Screw, Flat Hd., M6-1.0 x 16mm
17	1800001	1	Warning Label
18	1801369H	1	Blade Guard Size Tag
19	2900639	2	Rivet, 1/8" Dia.
20	2901358	1	Flat Washer, M16
21	2900716	1	Lock Washer, M16 Split
22	2901349	1	Cap Screw, Hex Hd., M16-2.0 x 110mm
23	6010873	1	Universal Hinge Assembly
24	1802090	2	Label, Wedge Locking Washer

ITEM	PART NO.	QTY	DESCRIPTION
25	6010871	2	Hinge Weldment, Universal
26	2900479	1	Cap Screw, Hex Hd., 3/4-10 x 4"
27	2900467	1	Lock Nut, 3/4-10 Nylon
28	2901356	4	Flat Washer, M10
29	2900321	4	Lock Washer, M10 Split
30	2900333	4	Cap Screw, Hex Hd., M10-1.5 x 25mm
31	2503824	1	Detent Pin, 3/4" x 3" Grip

42" Blade Guard Assembly #6010960

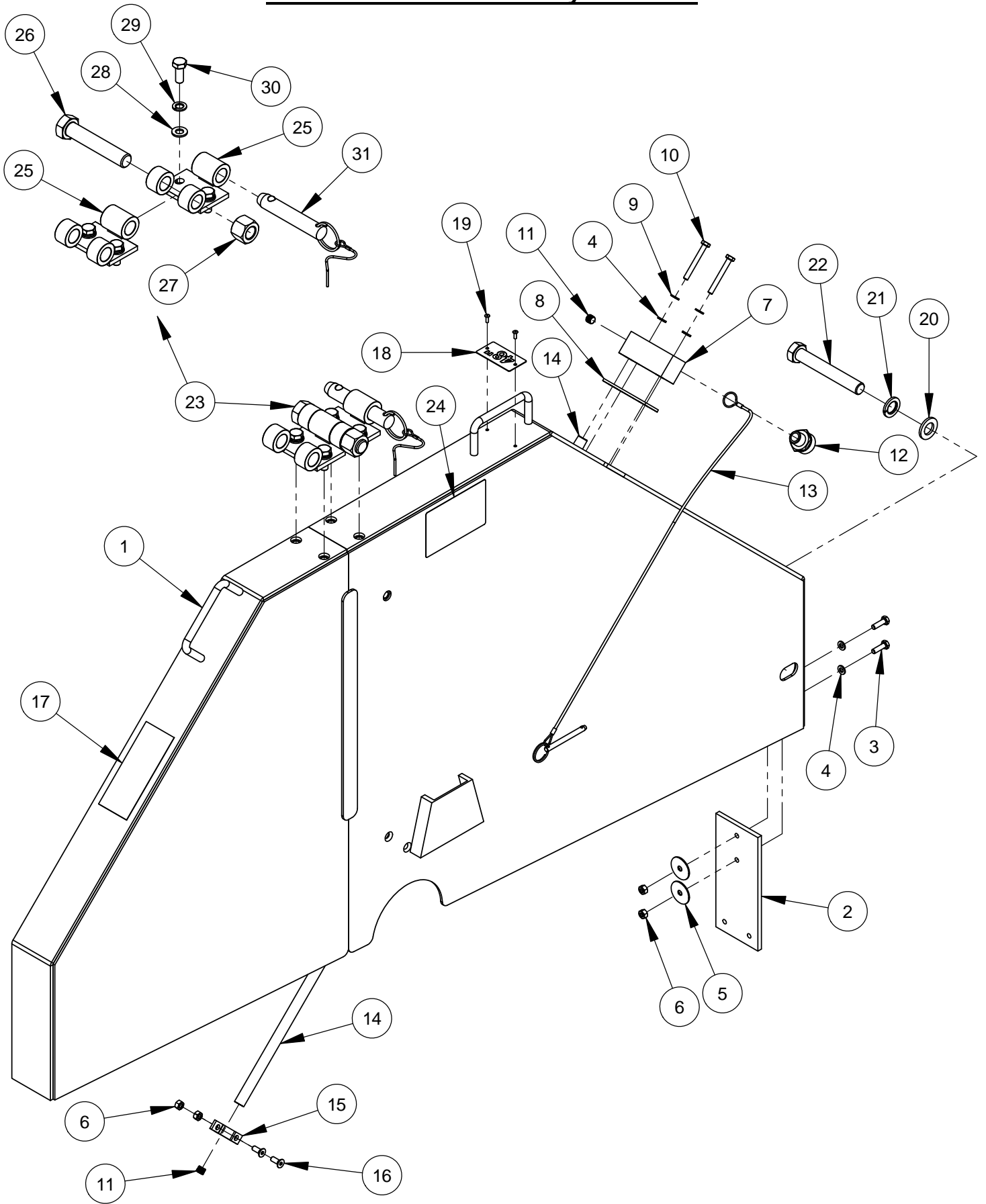


42" Blade Guard Assembly #6010960

ITEM	PART NO.	QTY	DESCRIPTION
1	6010961	1	42" Blade Guard Front & Rear Only
2	6010081	1	Splash Flap
3	2900310	2	Cap Screw, Hex Hd., M6-1.0 x 20mm
4	2901494	4	Flat Washer, M6
5	2900083	2	Fender Washer, 1/4" x 1-1/4"
6	2900302	6	Lock Nut, M6-1.0 Nylon Insert
7	6048123	1	Water Manifold
8	2500829	1	Water Manifold Gasket
9	2900765	2	Lock Washer, M6 Split
10	2901355	2	Cap Screw, Hex Hd., M6-1.0 x 50mm
11	3200001	3	Plug, 1/8" NPT
12	3200002	1	Fitting, 3/8" M. Pipe to 3/4" M. Garden
13	2900280	1	Lanyard with Lock Pin
14	6010114	2	Water Tube for 42" Guard
15	6048155	2	Water Tube Clamp
16	2900308	4	Cap Screw, Flat Hd., M6-1.0 x 16mm
17	1800001	1	Warning Label
18	1801369I	1	Blade Guard Size Tag
19	2900639	2	Rivet, 1/8" Dia.
20	2901358	1	Flat Washer, M16
21	2900716	1	Lock Washer, M16 Split
22	2901349	1	Cap Screw, Hex Hd., M16-2.0 x 110mm
23	6010873	1	Universal Hinge Assembly
24	1802090	2	Label, Wedge Locking Washer

ITEM	PART NO.	QTY	DESCRIPTION
25	6010871	2	Hinge Weldment, Universal
26	2900479	1	Cap Screw, Hex Hd., 3/4-10 x 4"
27	2900467	1	Lock Nut, 3/4-10 Nylon
28	2901356	4	Flat Washer, M10
29	2900321	4	Lock Washer, M10 Split
30	2900333	4	Cap Screw, Hex Hd., M10-1.5 x 25mm
31	2503824	1	Detent Pin, 3/4" x 3" Grip

48" Blade Guard Assembly #6010962

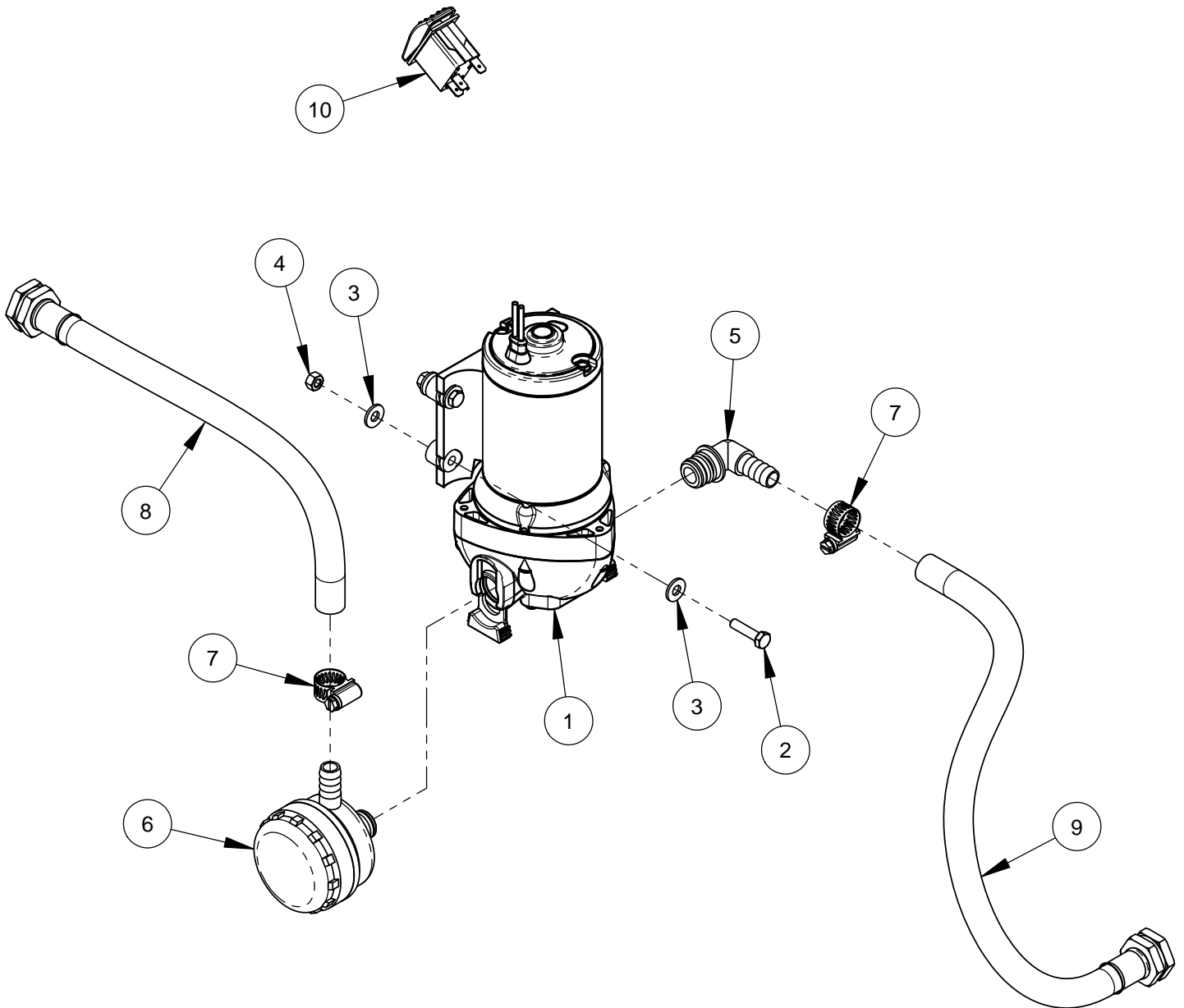


48" Blade Guard Assembly #6010962

ITEM	PART NO.	QTY	DESCRIPTION
1	6010963	1	48" Blade Guard Front & Rear Only
2	6010081	1	Splash Flap
3	2900310	2	Cap Screw, Hex Hd., M6-1.0 x 20mm
4	2901494	4	Flat Washer, M6
5	2900083	2	Fender Washer, 1/4" x 1-1/4"
6	2900302	6	Lock Nut, M6-1.0 Nylon Insert
7	6048123	1	Water Manifold
8	2500829	1	Water Manifold Gasket
9	2900765	2	Lock Washer, M6 Split
10	2901355	2	Cap Screw, Hex Hd., M6-1.0 x 50mm
11	3200001	3	Plug, 1/8" NPT
12	3200002	1	Fitting, 3/8" M. Pipe to 3/4" M. Garden
13	2900281	1	Lanyard with Lock Pin
14	6010115	2	Water Tube for 48" Guard
15	6048155	2	Water Tube Clamp
16	2900308	4	Cap Screw, Flat Hd., M6-1.0 x 16mm
17	1800001	1	Warning Label
18	1801369J	1	Blade Guard Size Tag
19	2900639	2	Rivet, 1/8" Dia.
20	2901358	1	Flat Washer, M16
21	2900716	1	Lock Washer, M16 Split
22	2901349	1	Cap Screw, Hex Hd., M16-2.0 x 110mm
23	6010873	1	Universal Hinge Assembly
24	1802090	2	Label, Wedge Locking Washer

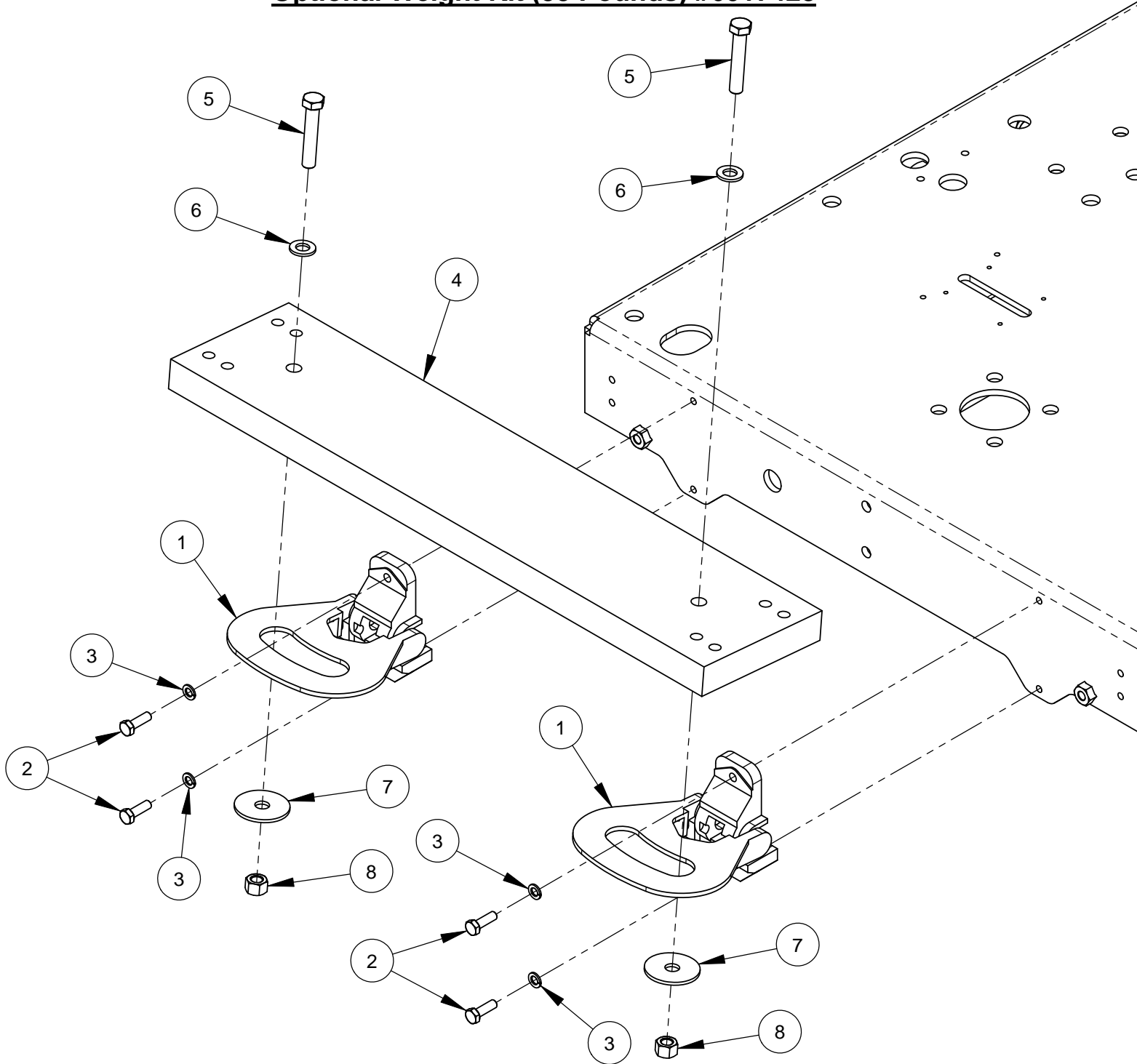
ITEM	PART NO.	QTY	DESCRIPTION
25	6010871	2	Hinge Weldment, Universal
26	2900479	1	Cap Screw, Hex Hd., 3/4-10 x 4"
27	2900467	1	Lock Nut, 3/4-10 Nylon
28	2901356	4	Flat Washer, M10
29	2900321	4	Lock Washer, M10 Split
30	2900333	4	Cap Screw, Hex Hd., M10-1.5 x 25mm
31	2503824	1	Detent Pin, 3/4" x 3" Grip

Optional Water Pump Assembly #6017183



ITEM	PART NO.	QTY	DESCRIPTION
1	2600655	1	Water Pump, 12V Diaphragm
2	2900311	4	Cap Screw, Hex Hd., M6-1.0 x 25mm
3	2900009	8	Flat Washer, 1/4" SAE
4	2900302	4	Lock Nut, M6-1.0 Nylon Insert
5	2701694	1	Port Fitting, 1/2" Barb x 90 Degree
6	2703198	1	Inlet Strainer
7	3200016	2	Hose Clamp #8
8	6017195	1	Water Hose Assembly 24"
9	6010303	1	Water Hose Assembly 60"
10	2800808	1	Rocker Switch

Optional Weight Kit (55 Pounds) #6017428



ITEM	PART NO.	QTY	DESCRIPTION
1	2503798	2	Foot Rest, Folding
2	2900360	4	Cap Screw, Hex Hd., M8-1.25 x 25mm
3	2900763	4	Lock Washer, M8 Split
4	6013042	1	Saw Weight, 55 Pound
5	2900359	2	Cap Screw, Hex Hd., M12-1.75 x 65mm
6	2901357	2	Flat Washer, M12
7	2900854	2	Fender Washer, 1/2" x 2"
8	2900327	2	Lock Nut, M12-1.75 Nylon Insert
9	6017360	1	Frame Base Weldment

Decal Group

CORE CUT

CC7074

#1801375 (QTY. 2)



CC7074 - 3 Speed RPM Chart 30/26/20

BLADE SIZE	BLADE RPM	GEAR POSITION	MAX CUT DEPTH	LOWER SHEAVES	UPPER SHEAVES	ENGINE RPM	BELT SIZE	FLANGE SIZE
20"	2,700	H (High)	7-11"	4.75"	4.75"	2,800	3VX460	6"
26"	2,800	M (Medium)	10-14"	4.75"	4.75"	2,800	3VX460	6"
30"	1,550	L (Low)	12-14"	4.75"	4.75"	2,800	3VX460	6"

1801923A

CC7074 - 3 Speed RPM Chart 42/36/26

BLADE SIZE	BLADE RPM	GEAR POSITION	MAX CUT DEPTH	LOWER SHEAVES	UPPER SHEAVES	ENGINE RPM	BELT SIZE	FLANGE SIZE
26"	2,000	H (High)	8-14"	4.75"	5.6"	2,800	3VX475	7"
36"	1,475	M (Medium)	14-14"	4.75"	5.6"	2,800	3VX475	7"
42"	1,150	L (Low)	17-14"	4.75"	5.6"	2,800	3VX475	7"

1801923C

CC7074 - 3 Speed RPM Chart 36/30/20

BLADE SIZE	BLADE RPM	GEAR POSITION	MAX CUT DEPTH	LOWER SHEAVES	UPPER SHEAVES	ENGINE RPM	BELT SIZE	FLANGE SIZE
20"	2,450	H (High)	6-31"	4.0"	6.0"	2,800	3VX475	6"
30"	1,800	M (Medium)	11-31"	4.0"	6.0"	2,800	3VX475	6"
36"	1,400	L (Low)	14-31"	4.0"	6.0"	2,800	3VX475	6"

1801923B

CC7074 - 3 Speed RPM Chart 48/42/30

BLADE SIZE	BLADE RPM	GEAR POSITION	MAX CUT DEPTH	LOWER SHEAVES	UPPER SHEAVES	ENGINE RPM	BELT SIZE	FLANGE SIZE
30"	1,700	H (High)	10-31"	4.75"	4.75"	2,800	3VX460	6"
42"	1,250	M (Medium)	16-31"	4.75"	4.75"	2,800	3VX460	6"
48"	975	L (Low)	19-31"	4.75"	4.75"	2,800	3VX460	6"

1801923D

#1801923

1801821 Rev 1

DIAMOND PRODUCTS CORE CUT CC7074

333 PROSPECT STREET
 EL DORADO, ARIZONA 85834
 PHONE 1-800-361-6399
 WWW.DIAMONDPRODUCTS.COM

CC7074 RPM CHART (Option A)

BLADE SIZE	BLADE RPM	LOWER SHEAVES	UPPER SHEAVES	ENGINE RPM	BELT SIZE	FLANGE SIZE	MAX CUT DEPTH
20"	2,475	4.5"	6.5"	2,800	3VX385	5"	7-14"
26"	2,025	4.75"	5.6"	2,800	3VX375	5"	10-14"
30"	1,800	4.75"	5"	2,800	3VX366	5"	12-14"
36"	1,450	4.75"	4"	2,800	3VX355	6"	14-31"
42"	1,225	4.75"	4"	2,400	3VX355	7"	17-14"
48"	1,050	4.75"	4"	2,050	3VX355	6"	19-31"

WARNING

WARNING! NEVER EXCEED THE MAXIMUM RPM STAMPED ON BLADE!
 EXCESSIVE SPEED CAN CAUSE BLADE BREAKAGE RESULTING IN SERIOUS PERSONAL INJURY OR DEATH.

#1801821

CC7074 RPM CHART (Option B)

BLADE SIZE	BLADE RPM	LOWER SHEAVES	UPPER SHEAVES	ENGINE RPM	BELT SIZE	FLANGE SIZE	MAX CUT DEPTH
20"	1,775	4"	6.5"	2,800	3VX375	5"	7-14"
26"	1,775	4"	6.5"	2,800	3VX375	5"	10-14"
30"	1,775	4"	6.5"	2,800	3VX375	5"	12-14"
36"	1,475	4.75"	6.5"	2,800	3VX385	6"	14-31"
42"	1,200	4.75"	5.3"	2,800	3VX375	7"	17-14"
48"	1,050	4.75"	4.75"	2,700	3VX366	8"	19-31"

#1801376B (Option B)

3 Speed Conversion Chart

WARNING: When changing blade size, use chart shown below for selecting items that must be changed.

Model CC7074-3 Speed	30/26/20	36/30/20	42/36/26	48/42/30
Blade Shaft Assembly	6018230 (Option A)	6018232 (Option B)	6018232 (Option B)	6018232 (Option B)
Blade Guard Assembly	6010956	6010958	6010960	6010962
Upper Sheaves (2) (Sheave Size)	6017435 (4.75")	6017438 (6.5")	6013157 (5.6")	6017435 (4.75")
Lower Sheaves (2) (Sheave Size)	6017435 (4.75")	6017434 (4.5")	6017435 (4.75")	6017435 (4.75")
Drive Belts (20) (Belt Size)	2500794 (3VX450)	2500298 (3VX475)	2500298 (3VX475)	2500794 (3VX450)
Inner Flanges (2) (Flange Size)	6010255 (5")	6010038 (6")	6017230 (7")	6013017 (8")
Outer Flanges (2) (Flange Size)	6047907 (5")	6010039 (6")	6017231 (7")	6013018 (8")
RPM Chart Decal	1801923A	1801923B	1801923C	1801923D
Skid Plate Mounting Holes	Bottom Set	Middle Set	Middle Set	Top Set

Blade Speed Conversion Charts Standard Cut (Option A)

WARNING: Do not exceed blade speed (RPM) shown for each blade size.
Excessive blade speed could result in blade breakage and serious personal injury!

Blade Size	Blade Shaft		Engine		Max. Depth of Cut
	No Load RPM	Sheave Size	No Load RPM	Sheave Size	
20"	2,475	4.5"	2,800	6.5"	7-1/4"
26"	2,025	4.75"	2,800	5.6"	10-1/4"
30"	1,800	4.75"	2,800	5"	12-1/4"
36"	1,450	4.75"	2,800	4"	14-3/4"
42"	1,225	4.75"	2,400	4"	17-1/4"
48"	1,050	4.75"	2,050	4"	19-3/4"

WARNING: When changing blade size, use chart shown below for selecting items that must be changed.

Model CC7074	20"	26"	30"	36"	42"	48"
Blade Guard Assembly	6010952	6010954	6010956	6010958	6010960	6010962
Upper Sheaves (Sheave Size)	6017438 (6.5")	6013157 (5.6")	6017436 (5")	6010544 (4")	6010544 (4")	6010544 (4")
Lower Sheaves (Sheave Size)	6017434 (4.5")	6017435 (4.75")	6017435 (4.75")	6017435 (4.75")	6017435 (4.75")	6017435 (4.75")
Drive Belts (20) (Belt Size)	2503876 (3VX385)	2500037 (3VX375)	2503875 (3VX366)	2500036 (3VX355)	2500036 (3VX355)	2500036 (3VX355)
Inner Flanges (2) (Flange Size)	6010255 (5")	6010255 (5")	6010255 (5")	6010038 (6")	6017230 (7")	6013017 (8")
Outer Flanges (2) (Flange Size)	6047907 (5")	6047907 (5")	6047907 (5")	6010039 (6")	6017231 (7")	6013018 (8")
Skid Plate Mounting Holes	Bottom Set	Bottom Set	Bottom Set	Middle Set	Middle Set	Top Set

Blade Speed Conversion Charts Deep Cut (Option B)

WARNING: Do not exceed blade speed (RPM) shown for each blade size.
Excessive blade speed could result in blade breakage and serious personal injury!

Blade Size	Blade Shaft		Engine		Max. Depth of Cut
	No Load RPM	Sheave Size	No Load RPM	Sheave Size	
20"	1,775	4"	2,800	6.5"	7-1/4"
26"	1,775	4"	2,800	6.5"	10-1/4"
30"	1,775	4"	2,800	6.5"	12-1/4"
36"	1,475	4.75"	2,800	6.5"	14-3/4"
42"	1,200	4.75"	2,800	5.3"	17-1/4"
48"	1,050	4.75"	2,700	4.75"	19-3/4"

WARNING: When changing blade size, use chart shown below for selecting items that must be changed.

Model CC7074	20"	26"	30"	36"	42"	48"
Blade Guard Assembly	6010952	6010954	6010956	6010958	6010960	6010962
Upper Sheaves (Sheave Size)	6017438 (6.5")	6017438 (6.5")	6017438 (6.5")	6017438 (6.5")	6017437 (5.3")	6017435 (4.75")
Lower Sheaves (Sheave Size)	6010544 (4")	6010544 (4")	6010544 (4")	6017435 (4.75")	6017435 (4.75")	6017435 (4.75")
Drive Belts (20) (Belt Size)	2500037 (3VX375)	2500037 (3VX375)	2500037 (3VX375)	2503876 (3VX385)	2500037 (3VX375)	2503875 (3VX366)
Inner Flanges (2) (Flange Size)	6010255 (5")	6010255 (5")	6010255 (5")	6010038 (6")	6017230 (7")	6013017 (8")
Outer Flanges (2) (Flange Size)	6047907 (5")	6047907 (5")	6047907 (5")	6010039 (6")	6017231 (7")	6013018 (8")
Skid Plate Mounting Holes	Bottom Set	Bottom Set	Bottom Set	Middle Set	Middle Set	Top Set

EQUIPMENT AND PARTS WARRANTY

Diamond Products warrants all equipment manufactured by it against defects in workmanship or materials for a period of one (1) year from the date of shipment to Customer.

The responsibility of Diamond Products under this Warranty is limited to replacement or repair of defective parts at Diamond Products' Elyria, Ohio factory, or at a point designated by it, of such parts as shall appear to us upon inspection at such parts, to have been defective in material or workmanship, with expense for transportation and labor borne by Customer.

In no event shall Diamond Products be liable for consequential or incidental damages arising out of the failure of any Product to operate properly.

Integral units such as engines, electric motors, batteries, transmissions, etc., are excluded from this Warranty and are subject to the prime manufacturer's warranty.

THIS WARRANTY IS IN LIEU OF ALL OTHER WARRANTIES, EXPRESSED OR IMPLIED, AND ALL SUCH OTHER WARRANTIES ARE HEREBY DISCLAIMED.



333 Prospect Street, Elyria, Ohio 44035
(440) 323-4616 • (800) 321-5336 • Fax (440) 323-8689
www.diamondproducts.com