



CONCRETE SAW PARTS LIST

**MODEL
CC7250E**

September 2013

Part #1801996

CC7240E / CC7250E RPM CHART

BLADE SIZE	BLADE RPM	JACKSHAFT SHEAVE	MOTOR SHEAVE	MOTOR RPM	BELT SIZE	FLANGE SIZE	MAX CUT DEPTH
26"	1,750	4.75"	6.9"	1,800	3VX560	6"	9-3/4"
30"	1,750	4.75"	6.9"	1,800	3VX560	6"	11-3/4"
36"	1,150	5"	4.75"	1,800	3VX530	6"	14-3/4"
42"	1,150	5"	4.75"	1,800	3VX530	8"	16-3/4"
48"	825	6.9"	4.75"	1,800	3VX560	8"	19-3/4"
54"	825	6.9"	4.75"	1,800	3VX560	8"	22-3/4"
60"	825	6.9"	4.75"	1,800	3VX560	10"	24-3/4"



⚠️ WARNING

- Always check the bladeshaft RPM before mounting blade.
- Only use blades with a rated speed higher than the bladeshaft speed.
- Never exceed the maximum RPM stamped on blade. Overspeeding the blade can cause blade breakage and serious personal injury.
- When changing blade size, always adjust bladeshaft RPM according to the speed chart to match recommended blade RPM.
- Do not use a blade flange size smaller than indicated for each blade.
- Never operate saw without the blade guard in place or allow rotating blade exposure to exceed 180 degrees.
- Never stand in line with the blade path when starting or operating saw.
- Never use damaged blades or equipment.
- Refer to operator's manual for additional information about safety, operation and maintenance.

⚠️ ADVERTENCIA

- Asegúrese de verificar la velocidad en RPM del eje de la hoja de sierra antes de montar la hoja.
- Use solamente hojas de sierras cuyas velocidades de operación fueron establecidas para velocidades superiores a las velocidades del eje de hoja.
- Nunca exceda la velocidad de operación máxima en RPM estampada en la hoja de sierra. Operar la hoja a una velocidad superior a la establecida pueda causar la rotura de la hoja y serias lesiones corporales.
- Cuando cambie el tamaño de la hoja de sierra, asegúrese de ajustar la velocidad en RPM del eje de hoja de acuerdo con la velocidad mencionada en la tabla para que concuerde con la velocidad en RPM establecida para la hoja de sierra.
- No utilice un tamaño más pequeño de pestañas de hoja de sierra que el indicado en cada hoja de sierra.
- Nunca opere la sierra sin haber colocado los protectores en sus lugares correspondientes ni permita que la parte expuesta de la hoja de sierra en rotación exceda los 180 grados.
- No se coloque en la misma dirección que va la hoja de la sierra al arrancar la sierra o cuando esté operando la sierra.
- Nunca use equipos ni hojas de sierras que están dañados.
- Para obtener más información sobre la seguridad de operación, funcionamiento y mantenimiento del equipo, lea el manual del operador.



WARNING

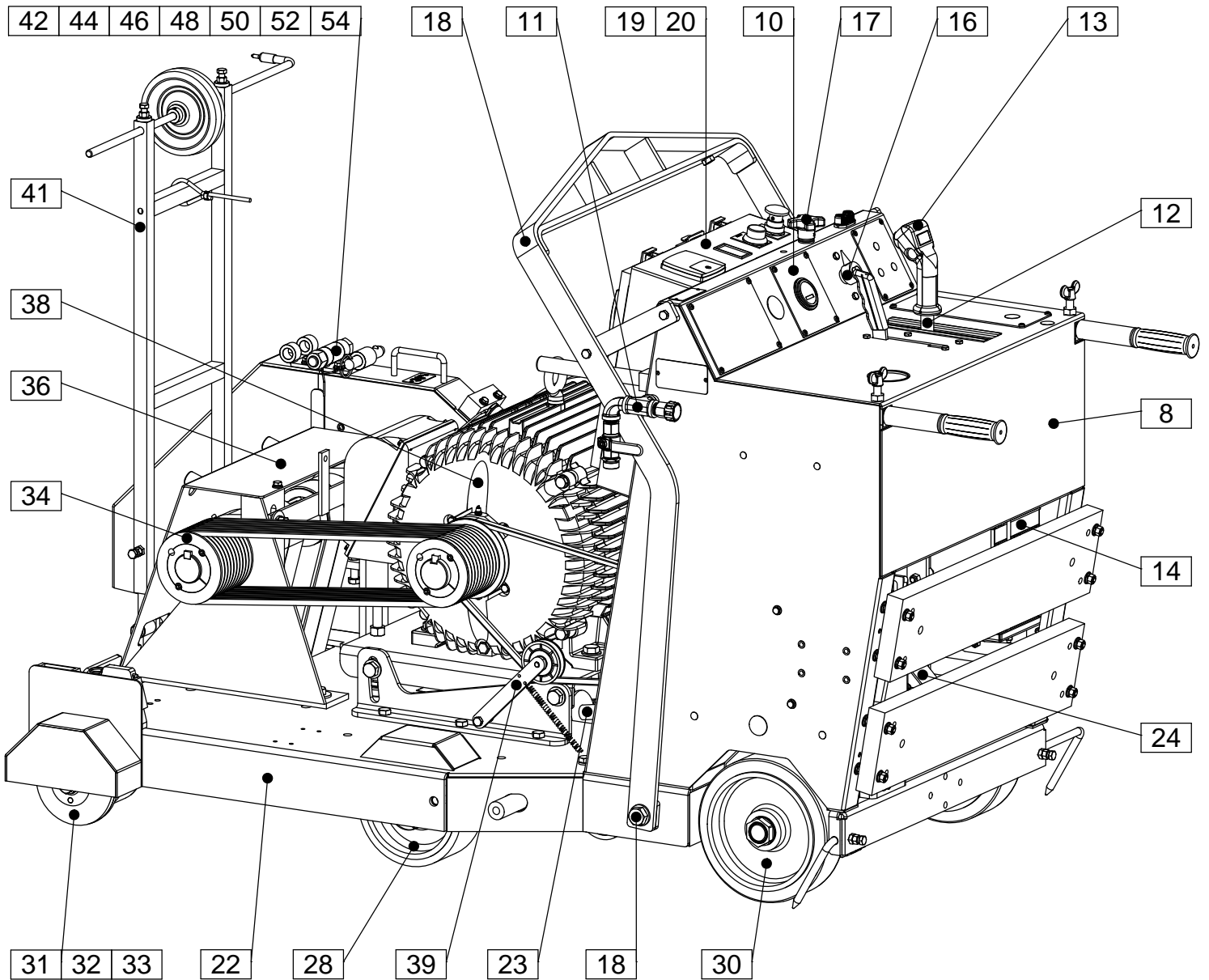


The engine exhaust from this product contains chemicals known to the State of California to cause cancer, birth defects or other reproductive harm.

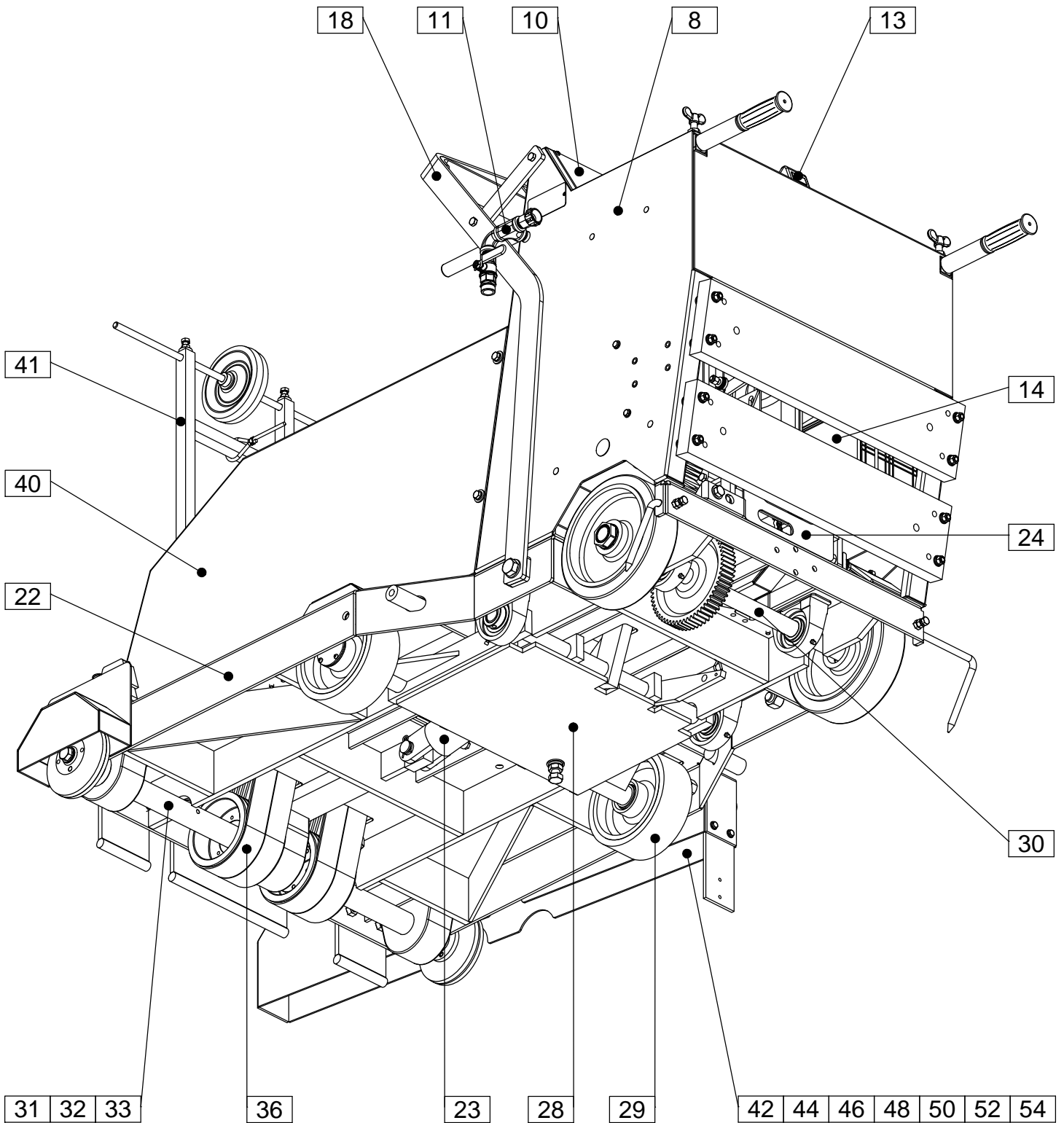
Table of Contents

Pictorial Index.....	4,5	Belt Drive Assembly.....	34,35
Controls Legend.....	6	Jackshaft Assembly.....	36,37
Notes.....	7	Motor Mount Assembly.....	38
Frame Upright Assembly.....	8,9	Idler Assembly.....	39
Instrument Panel Assembly.....	10	Belt Guard Assembly.....	40
Water Supply Assembly.....	11	Front Pointer Assembly.....	41
Control Lever Assembly.....	12	26” Blade Guard Assembly.....	42,43
Control Grip Assembly.....	13	30” Blade Guard Assembly.....	44,45
Battery Assembly.....	14	36” Blade Guard Assembly.....	46,47
Hydraulic Pump Assembly.....	15	42” Blade Guard Assembly.....	48,49
Depth Indicator Assembly.....	16	48” Blade Guard Assembly.....	50,51
Depth Stop Assembly.....	17	54” Blade Guard Assembly.....	52,53
Frame Lift Assembly.....	18	60” Blade Guard Assembly.....	54,55
Starter Box Assembly.....	19	Optional Soft Start Unit Assembly.....	56
Starter Box Unit.....	20,21	Optional Spot Light Assembly.....	57
Frame Base Assembly.....	22	Optional Spot Light Assembly.....	58
Hydraulic Cylinder Assembly.....	23	Optional Water Pump Assembly.....	59
Rear Drive Assembly.....	24,25	Optional Parking Brake Assembly.....	60,61
Eaton Transmission Assembly.....	26	Optional Speed Metering Valve Assembly.....	62
Linkage Assembly.....	27	Optional Bogie Wheel Assembly.....	63
Front Axle Assembly.....	28	Notes.....	64
Front Wheel Assembly.....	29	Decal Group.....	65
Rear Axle Assembly.....	30	Wiring Diagram.....	66
Blade Shaft Assembly (Blades 26" - 36").....	31	Blade Speed Conversion Chart.....	67
Blade Shaft Assembly (Blades 42" - 54").....	32	Warranty.....	68
Blade Shaft Assembly (Blades 60").....	33		

Pictorial Page Index



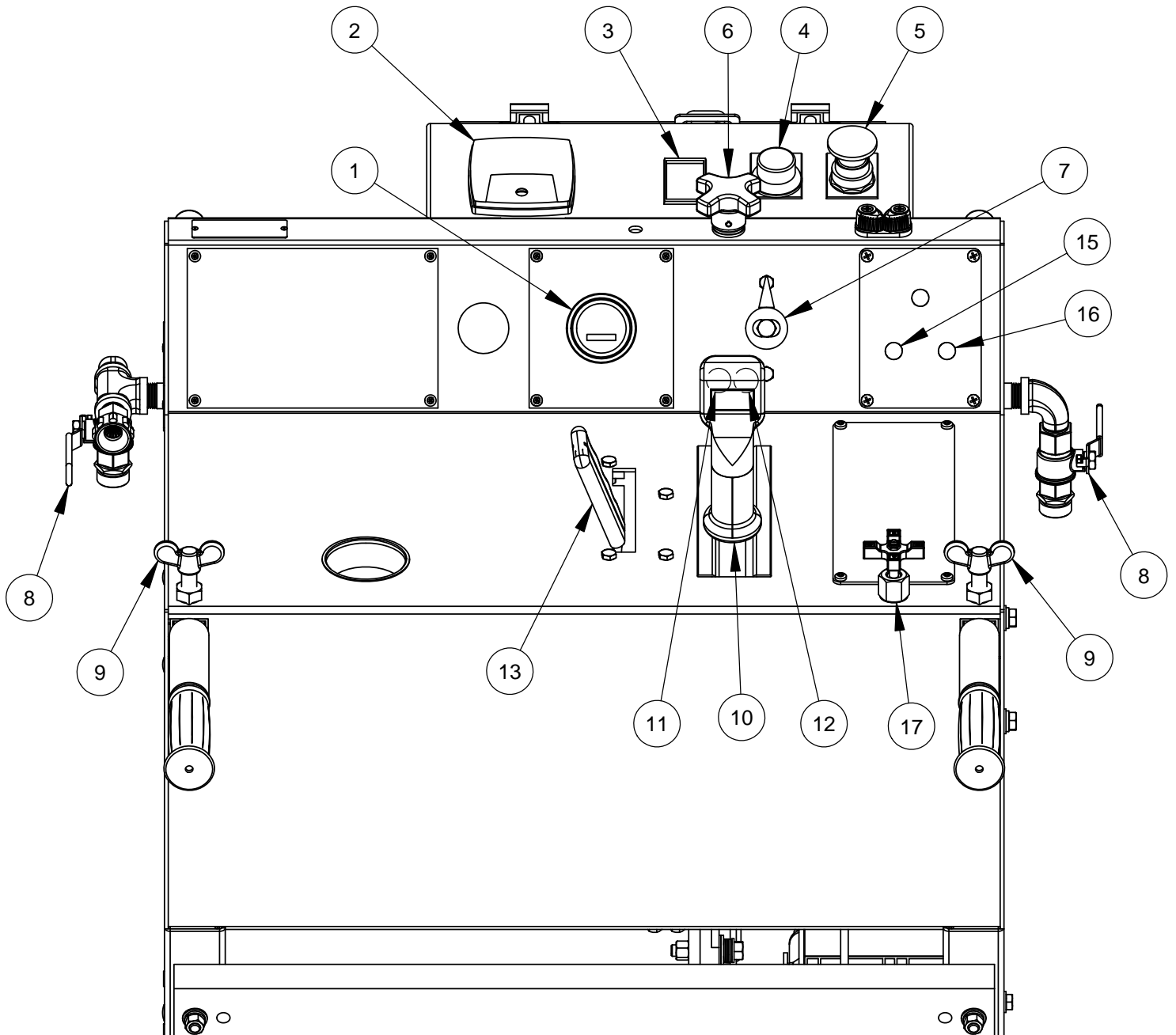
Pictorial Page Index



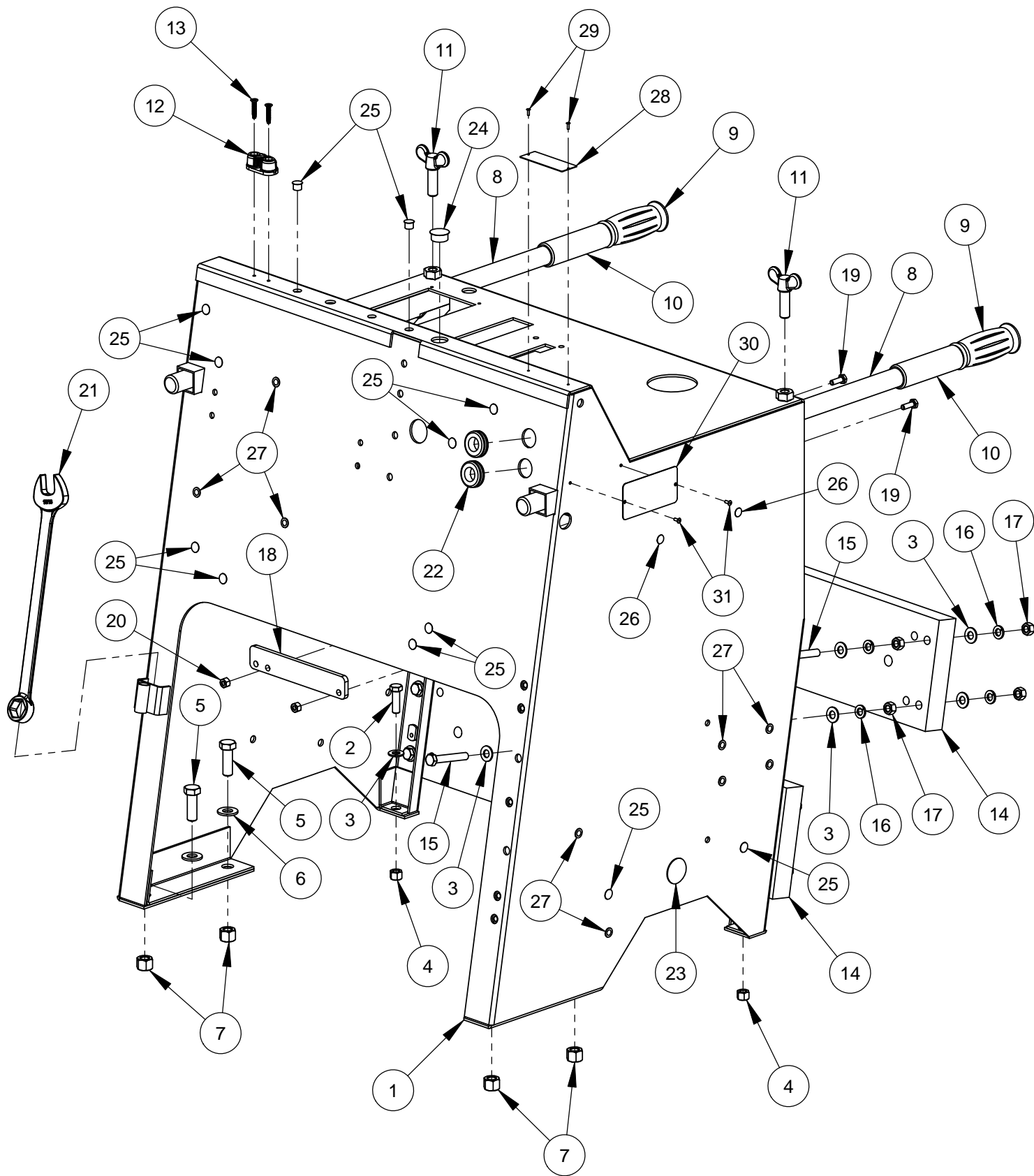
Controls Legend

1	Hour Meter
2	Amp Meter
3	Battery Charge Meter
4	Motor Start Button
5	Motor Stop Button
6	Depth Stop Knob
7	Cutting Depth Indicator
8	Water Valve

9	Handle Bar Lock Knobs
10	Travel Speed Control Lever
11	Saw Raise Push Button
12	Saw Lower Push Button
13	Transmission Engagement Lever
14	Water Pump Switch (Optional)
15	Spot Light Switch (Optional)
16	Lowering Speed Valve (Optional)



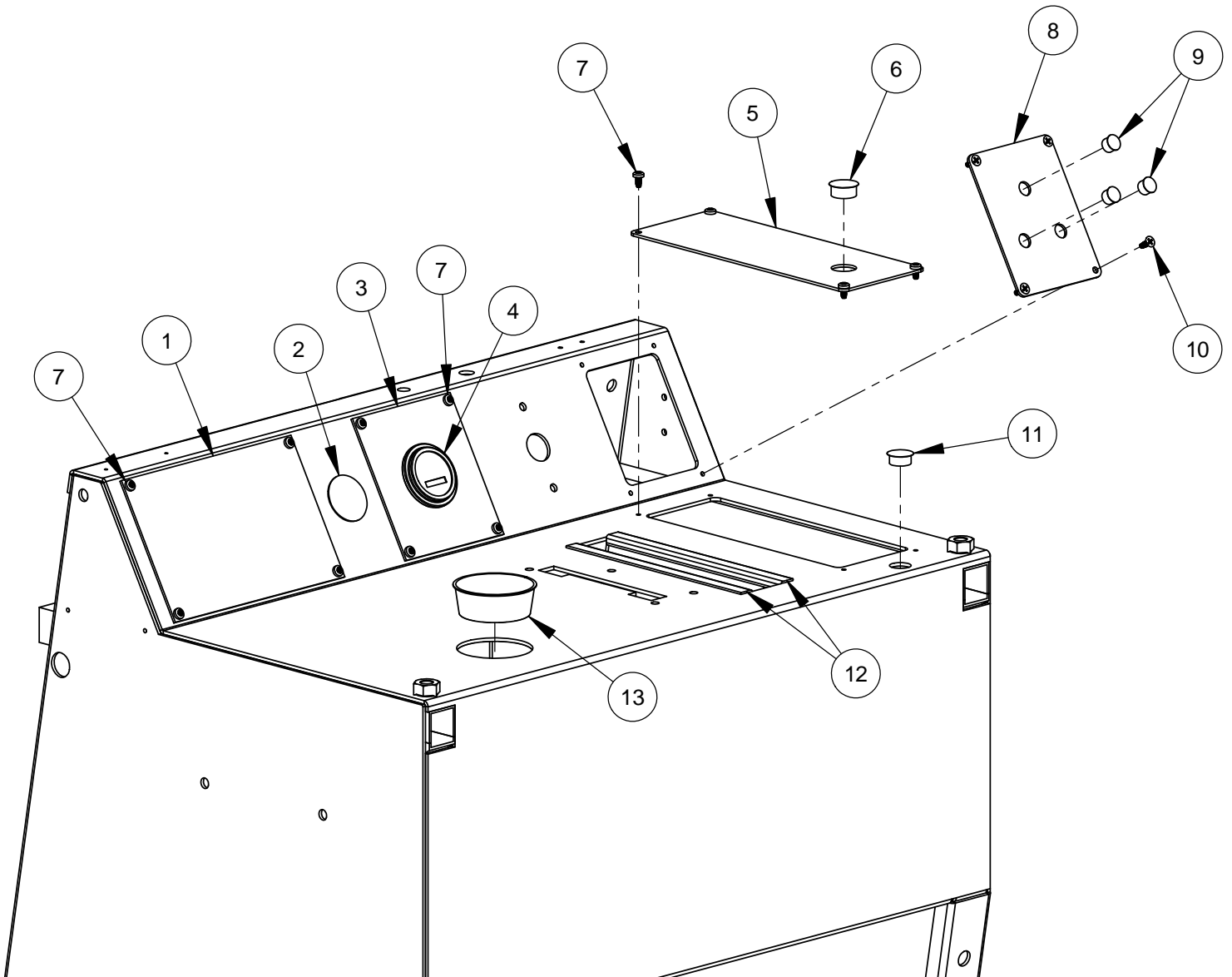
Frame Upright Assembly #6013190



Frame Upright Assembly #6013190

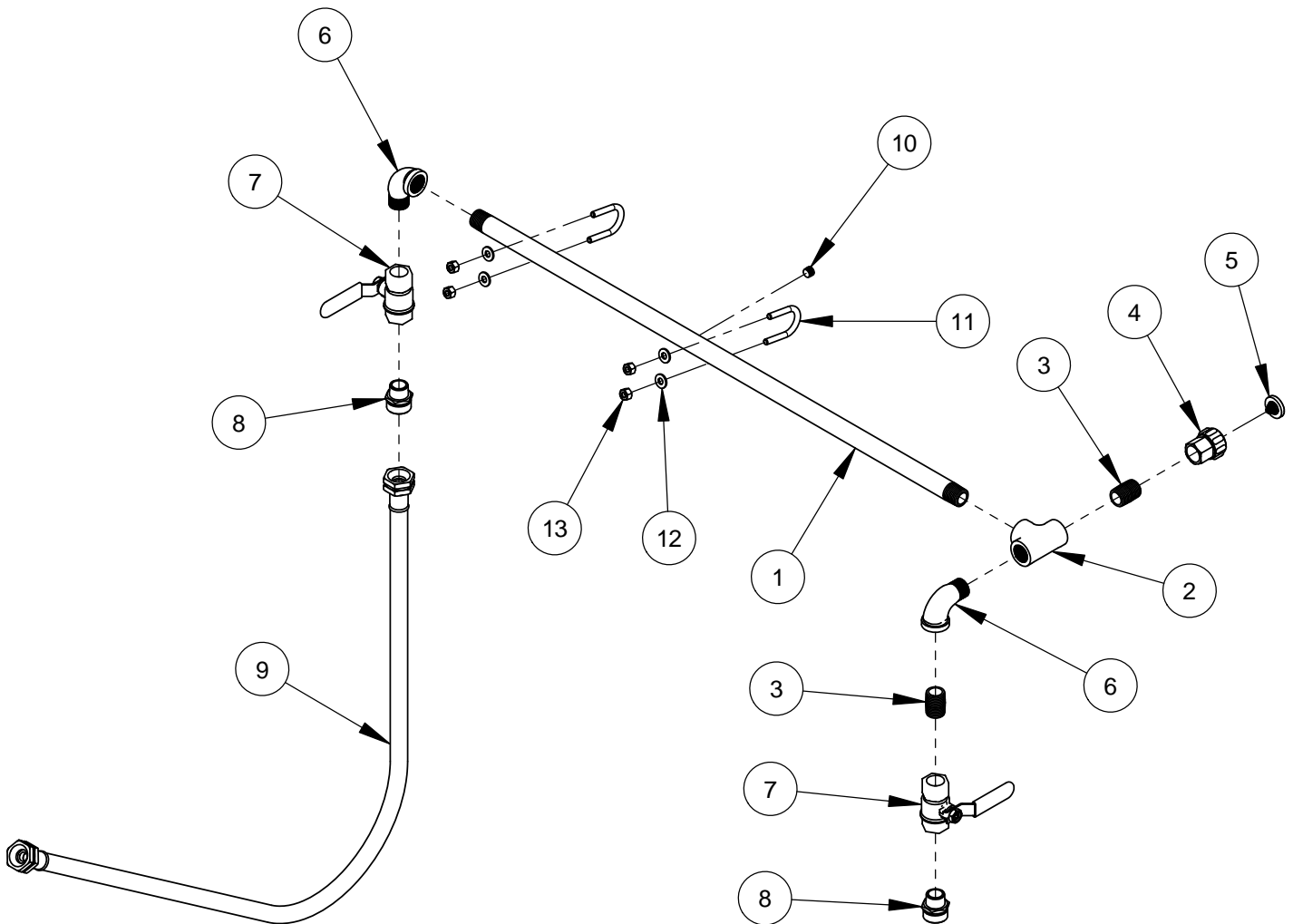
ITEM	PART NO.	QTY.	DESCRIPTION
1	6010687	1	Frame Upright Weldment
2	2900013	2	Cap Screw, Hex Hd., 3/8-16 x 1-1/4"
3	2900014	26	Flat Washer, 3/8" SAE
4	2900018	2	Lock Nut, 3/8-16 Nylon
5	2900499	4	Cap Screw, Hex Hd., 1/2-13 x 1-1/2"
6	2900058	4	Flat Washer, 1/2" SAE
7	2900026	4	Lock Nut, 1/2-13 Nylon
8	6010014	2	Handle Bar, 36" Long
9	2500636	2	Handle Grip
10	2501955	2	Handle Stop Grip
11	2900430	2	Hand Lock Knob, 1/2-13 x 1-1/2"
12	2501427	1	Rope Cleat
13	2900483	2	Tap Screw, Flat Hd., #10-24 x 1"
14	6013042	2	Saw Weight, 55 Pound
15	2900521	8	Tap Bolt, Hex Hd., 3/8-16 x 2-1/2"
16	2900006	16	Lock Washer, 3/8" Split
17	2900033	16	Hex Nut, 3/8-16
18	6010166	1	Gate Cover Bar
19	2900144	2	Cap Screw, Hex Hd., 1/4-20 x 3/4"
20	2900010	2	Lock Nut, 1/4-20 Nylon
21	2503704	1	Wrench, 15/16" Combination
22	2500203	2	Grommet, 3/4" I.D.
23	2501146	1	Plug, 1-1/4" Hole
24	2500549	1	Plug, 7/8" Hole
25	2501287	12	Plug, 7/16" Hole
26	2500462	2	Plug, 3/8" Hole
27	2503749	9	Plug, 5/16" Hole (Tapered)
28	1800169	1	Serial Number Plate, US
29	2900096	2	Rivet, 3/32" Dia.
30	1800377	1	Serial Number Plate, CE
31	2900287	2	Rivet, 1/8" Dia.

Instrument Panel Assembly #6010779



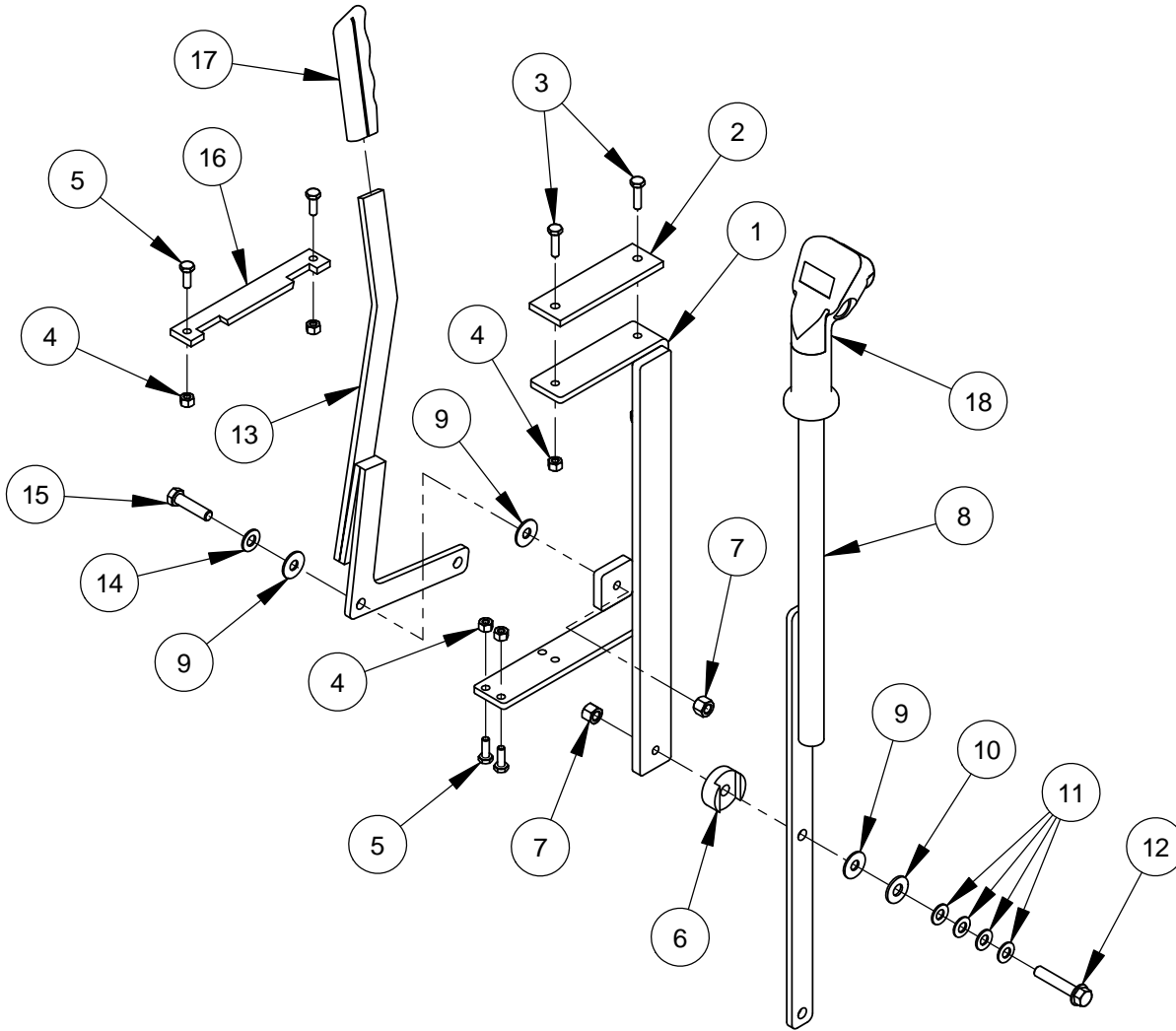
ITEM	PART NO.	QTY.	DESCRIPTION
1	6010242	1	Dash Cover Panel
2	2500554	1	Plug, 1-1/2" Hole
3	6010240	1	Meter Panel (Hour)
4	2800064	1	Hour Meter
5	6010019	1	Hydraulic Pump Cover Plate
6	2500549	1	Plug, 7/8" Hole
7	2900021	12	Tap Screw, Pan Hd., #10-24 x 3/8"
8	6010098	1	Switch Plate
9	2500204	3	Plug, 1/2" Hole
10	2900445	4	Tap Screw, Flat Hd., #10-24 x 1/2"
11	2500463	1	Plug, 3/4" Hole
12	6010101	2	Edge Trim 8-1/2"
13	2500381	1	Plug, 2-5/8" Tapered Hole

Water Supply Assembly #6010718



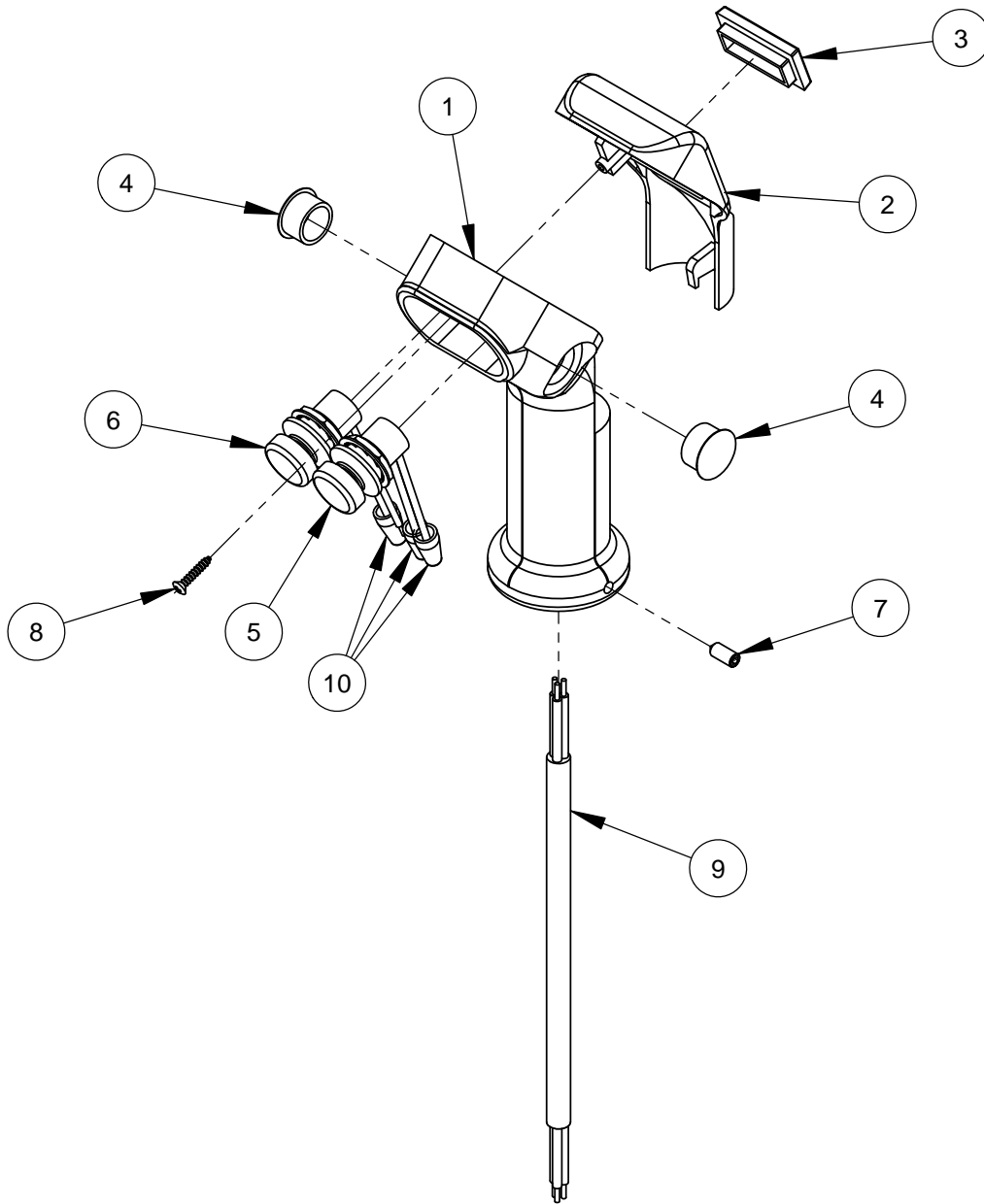
ITEM	PART NO.	QTY.	DESCRIPTION
1	6090069	1	Water Supply Tube
2	3200045	1	Pipe Tee, 1/2" NPT
3	3200008	2	Close Nipple, 1/2" NPT
4	3200022	1	Fitting, 1/2" F. Pipe to 3/4" F. Garden
5	3200025	1	Hose Filter Washer
6	3200013	2	Street Elbow, 1/2" NPT
7	3200027	2	Water Valve
8	3200155	2	Fitting, 1/2" M. Pipe to 3/4" M. Garden
9	6010021	1	Water Hose Assembly, 42" Long
10	3200001	1	Plug, 1/8" NPT
11	2900241	2	U-Bolt, 1/2" Pipe
12	2900009	4	Flat Washer, 1/4" SAE
13	2900010	4	Lock Nut, 1/4-20 Nylon

Control Lever Assembly #6010719



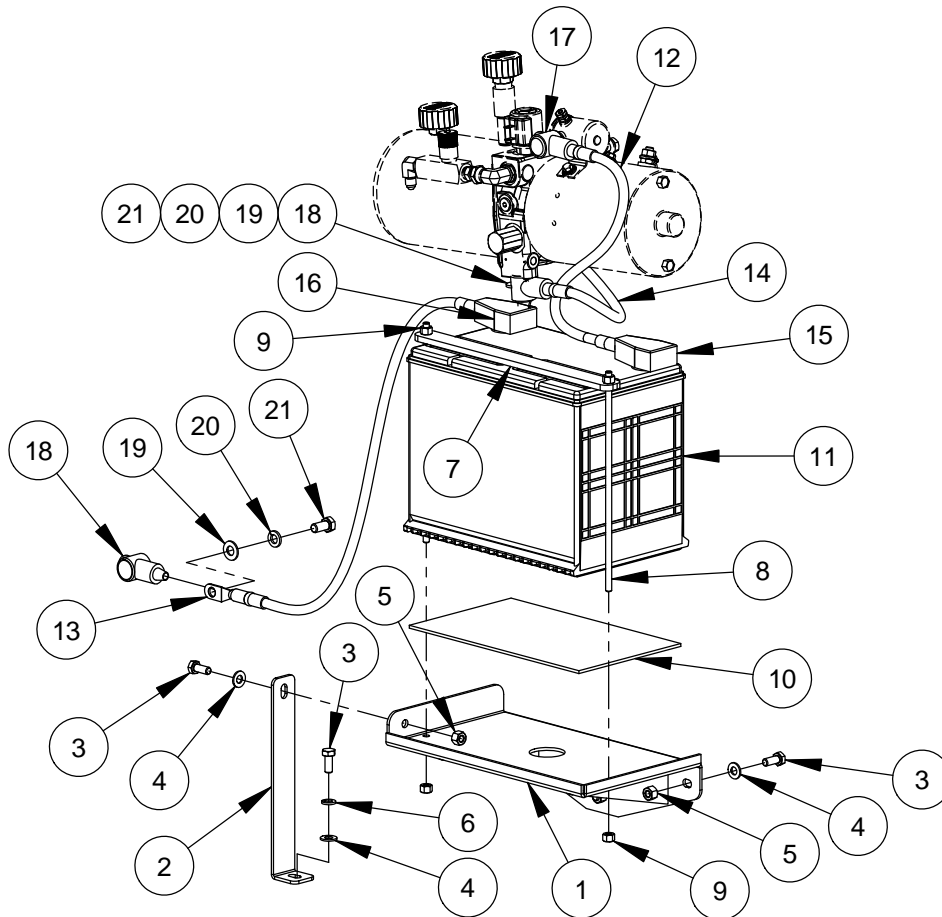
ITEM	PART NO.	QTY.	DESCRIPTION
1	6010056	1	Lever Support Weldment
2	2501339	1	Rubber Support Mount
3	2900008	2	Cap Screw, Hex Hd., 1/4-20 x 1"
4	2900010	6	Lock Nut, 1/4-20 Nylon
5	2900144	4	Cap Screw, Hex Hd., 1/4-20 x 3/4"
6	6010055	1	Friction Spacer
7	2900018	2	Lock Nut, 3/8-16 Nylon
8	6010314	1	Speed Control Lever
9	2900153	3	Friction Washer, 3/8"
10	2900473	1	Flat Washer, 3/8" USS
11	2900474	4	Belleville Washer, 3/8"
12	2900472	1	Cap Screw, Hex Flange Hd., 3/8-16 x 2"
13	6010057	1	Engagement Lever Weldment
14	2900014	1	Flat Washer, 3/8" SAE
15	2900029	1	Cap Screw, Hex Hd., 3/8-16 x 1-1/2"
16	6010058	1	Gate Plate
17	2500002	1	Lever Grip
18	6010319	1	Control Grip Assembly

Control Grip Assembly #6010319



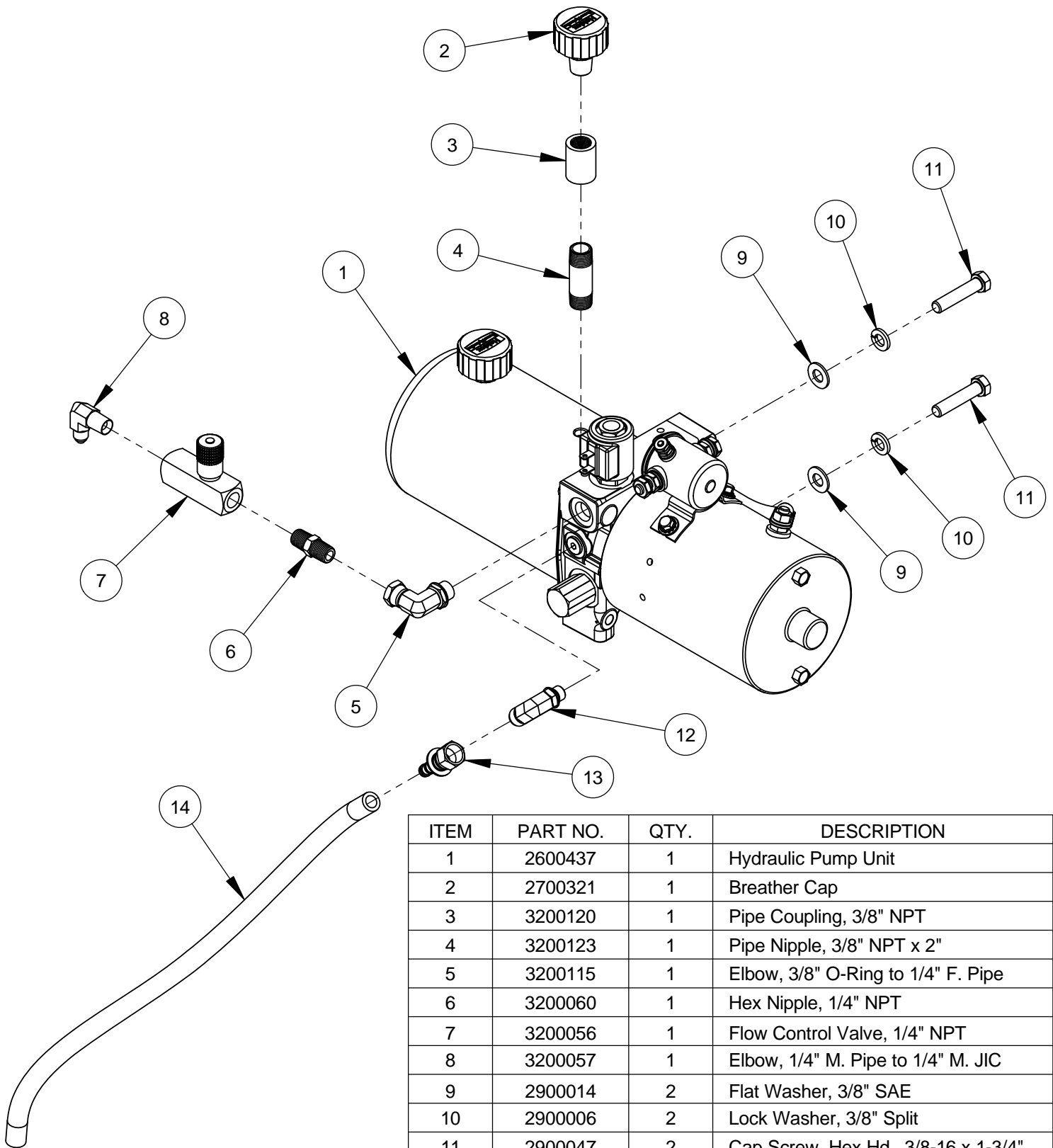
ITEM	PART NO.	QTY.	DESCRIPTION
1	2501280	1	Control Grip Body
2	2501281	1	Control Grip Cover
3	2500644	1	Plug, Rectangular
4	2500694	2	Plug, 5/8" Hole
5	2800372	1	Pushbutton Switch (B&G)
6	2800373	1	Pushbutton Switch (B&W)
7	2900453	1	Set Screw, Soc. Hd., M5-0.8 x 12mm
8	2900452	1	Machine Screw, Oval Hd., #4 x 5/8"
9	2800393	1	Harness, Hydraulic Pump
10	2800002	3	Wire Nut, 22-16 Gage

Battery Assembly #6010419



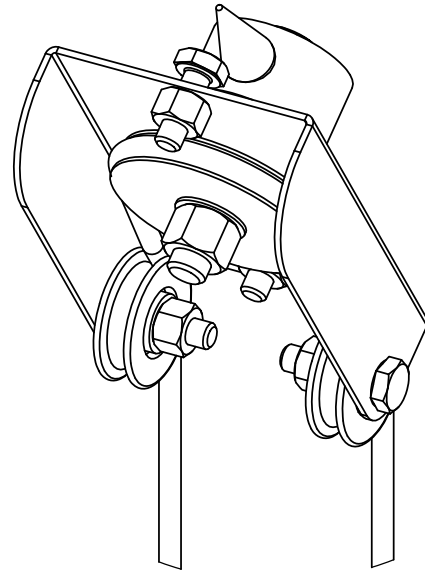
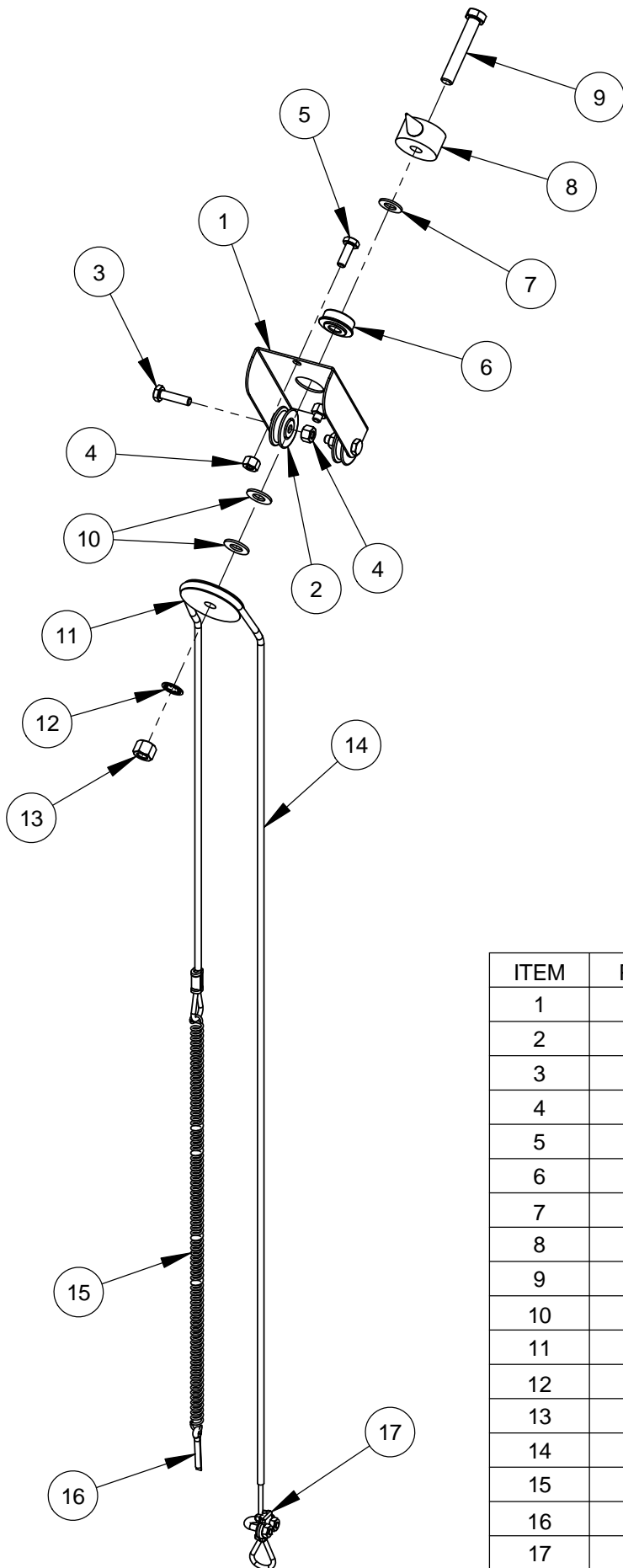
ITEM	PART NO.	QTY.	DESCRIPTION
1	6010670	1	Battery Platform
2	6010554	1	Battery Support Brace
3	2900019	5	Cap Screw, Hex Hd., 5/16-18 x 3/4"
4	2900022	5	Flat Washer, 5/16" SAE
5	2900039	4	Lock Nut, 5/16-18 Nylon
6	2900031	1	Lock Washer, 5/16" Split
7	6010017	1	Battery Top Brace
8	6010344	2	Rod, 1/4-20 x 9-1/2"
9	2900010	4	Lock Nut, 1/4-20 Nylon
10	6010016	1	Battery Pad
11	2800465	1	Battery, 12 Volt Group Size 24
12	2800071	1	Battery Cable, 21" Positive (Red)
13	2800072	1	Battery Cable, 30" Negative (Black)
14	2800182	1	Ground Cable, 14" Negative (Black)
15	2800256	1	Battery Boot, Large (Red)
16	2800257	1	Battery Boot, Large (Black)
17	2800197	1	Battery Boot, Small (Red)
18	2800198	2	Battery Boot, Small (Black)
19	2900014	2	Flat Washer, 3/8" SAE
20	2900006	2	Lock Washer, 3/8" Split
21	2900196	2	Cap Screw, Hex Hd., 3/8-16 x 3/4"

Hydraulic Pump Assembly #6010383 (Includes Items #1 - #11)



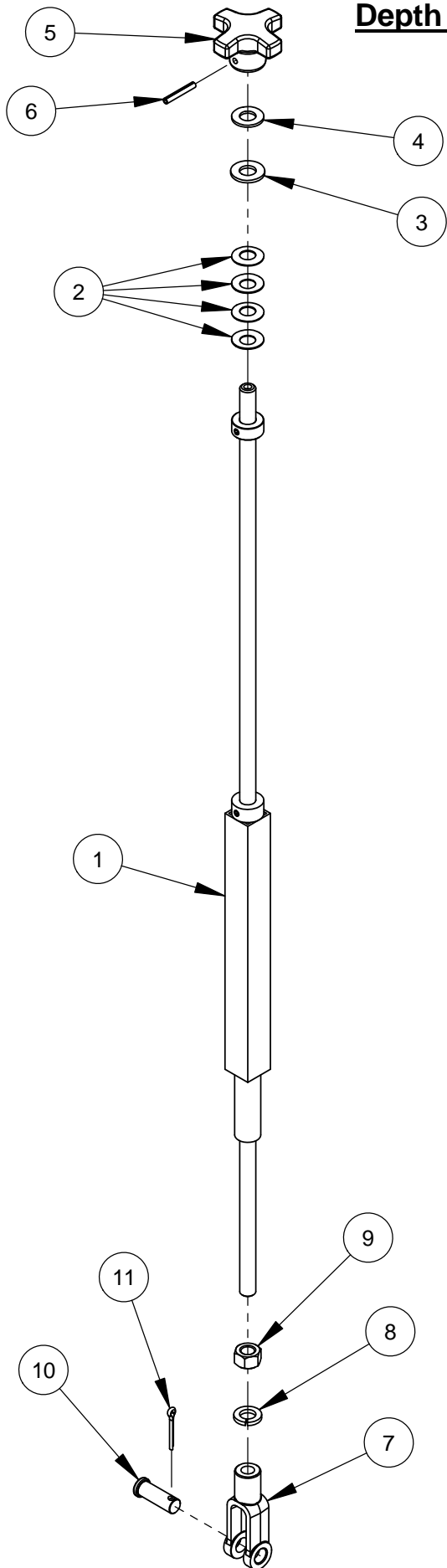
ITEM	PART NO.	QTY.	DESCRIPTION
1	2600437	1	Hydraulic Pump Unit
2	2700321	1	Breather Cap
3	3200120	1	Pipe Coupling, 3/8" NPT
4	3200123	1	Pipe Nipple, 3/8" NPT x 2"
5	3200115	1	Elbow, 3/8" O-Ring to 1/4" F. Pipe
6	3200060	1	Hex Nipple, 1/4" NPT
7	3200056	1	Flow Control Valve, 1/4" NPT
8	3200057	1	Elbow, 1/4" M. Pipe to 1/4" M. JIC
9	2900014	2	Flat Washer, 3/8" SAE
10	2900006	2	Lock Washer, 3/8" Split
11	2900047	2	Cap Screw, Hex Hd., 3/8-16 x 1-3/4"
12	3200116	1	Elbow, 1/4" O-Ring to 3/8" M. JIC
13	3200046	1	Fitting, 3/8" F. JIC to 3/8" Push Lock
14	6010059	1	Clear Hose, 3/8" I.D. x 19"

Depth Indicator Assembly #6010214



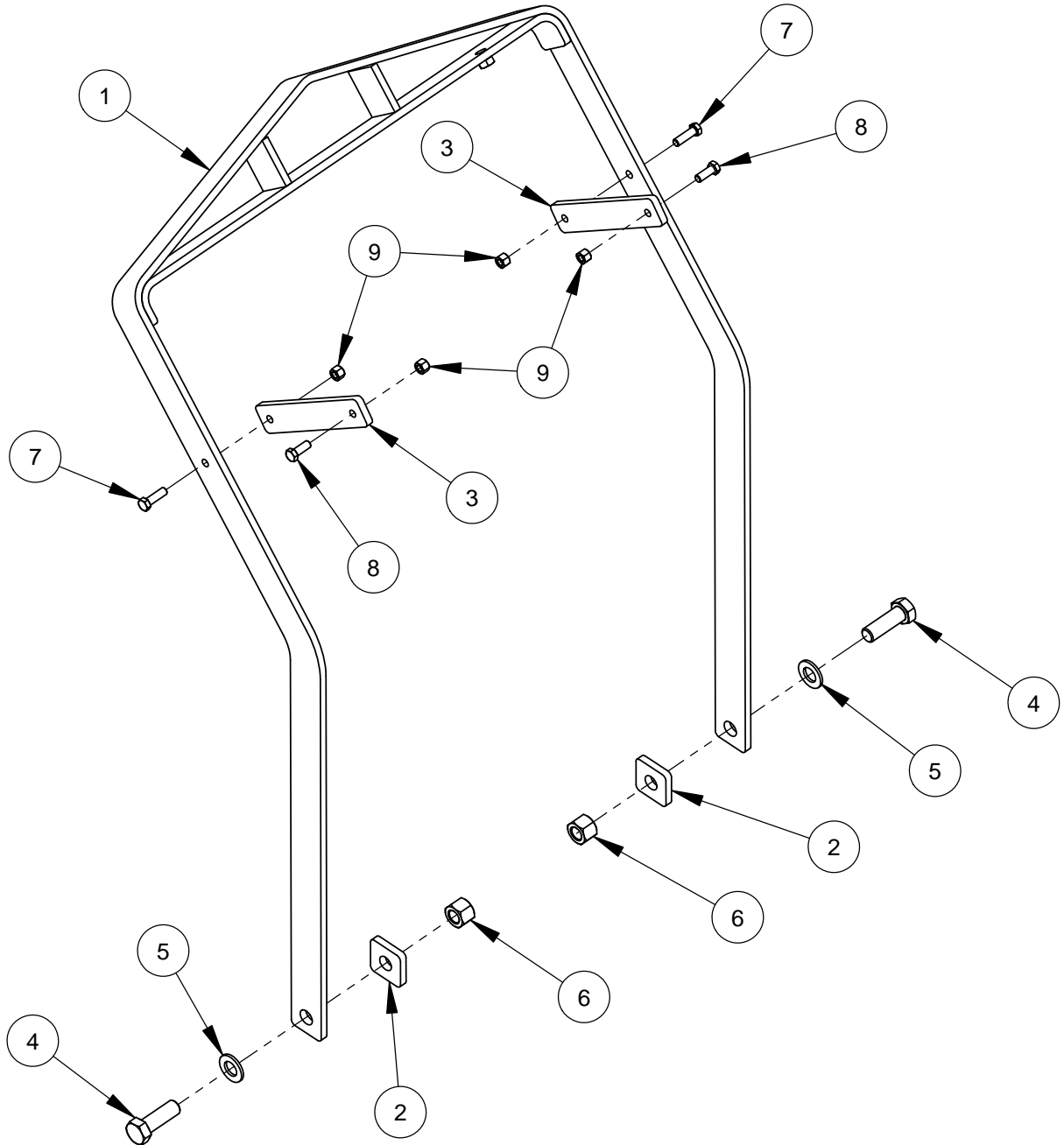
ITEM	PART NO.	QTY.	DESCRIPTION
1	6010092	1	Depth Indicator Mount Bracket
2	2500155	2	Cable Pulley, 1-1/4"
3	2900008	2	Cap Screw, Hex Hd., 1/4-20 x 1"
4	2900010	4	Lock Nut, 1/4-20 Nylon
5	2900144	2	Cap Screw, Hex Hd., 1/4-20 x 3/4"
6	2500145	1	Flange Bearing, 3/8"
7	2901383	1	Friction Washer, 3/8"
8	6010091	1	Depth Indicator Pointer
9	2900079	1	Cap Screw, Hex Hd., 3/8-16 x 2-1/4"
10	2900014	2	Flat Washer, 3/8" SAE
11	6010093	1	Cable Pulley, 2"
12	2900254	1	Lock Washer, 3/8" Internal Tooth
13	2900018	1	Lock Nut, 3/8-16 Nylon
14	6010094	1	Depth Indicator Cable with Crimp, 48"
15	2500196	1	Spring, 3/8" x 15"
16	2900055	1	Cotter Pin, 3/16" x 1"
17	2500214	1	Cable Clamp

Depth Stop Assembly #6010215



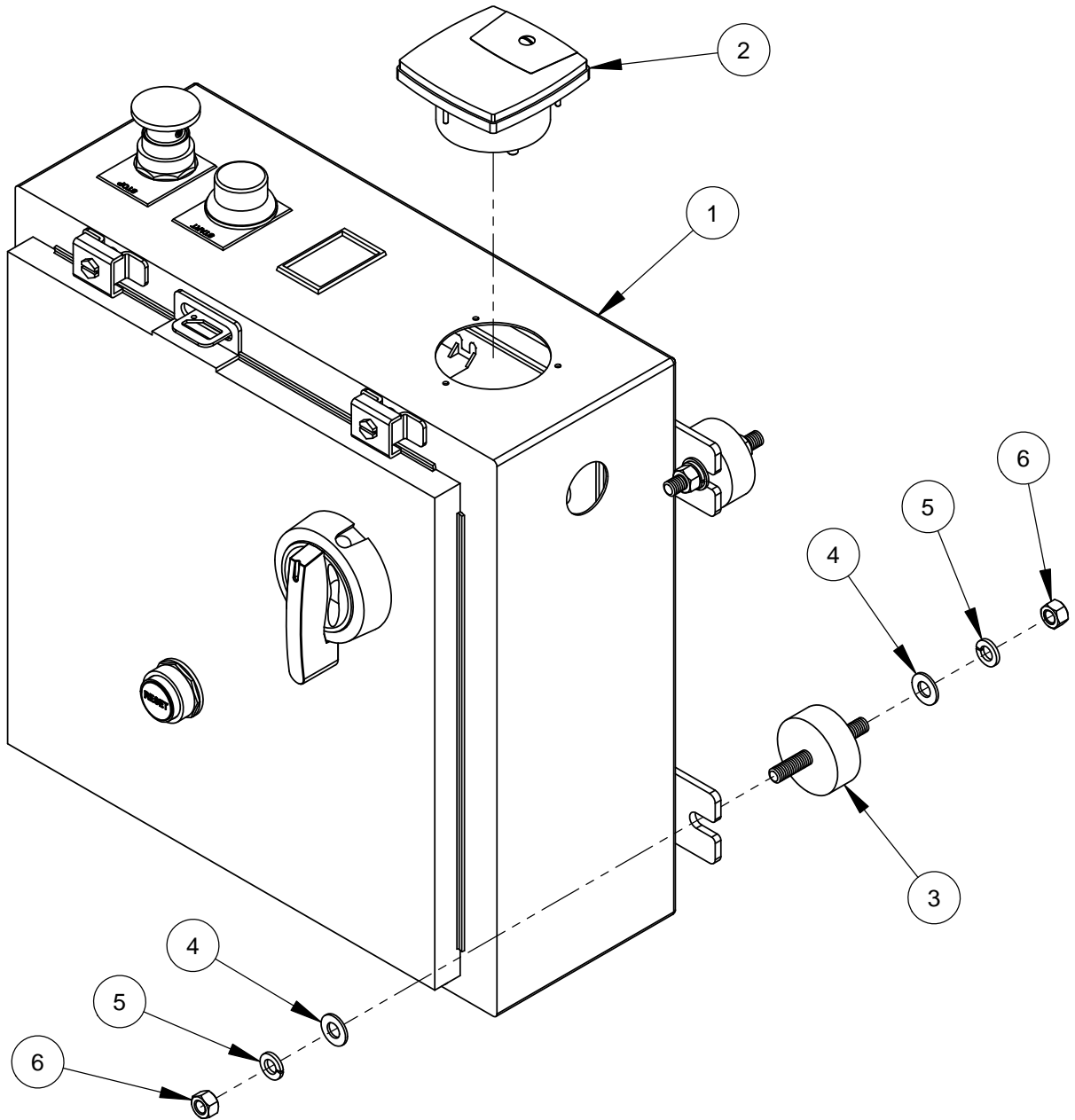
ITEM	PART NO.	QTY.	DESCRIPTION
1	6010097	1	Depth Stop Weldment
2	2900665	4	Belleville Washer, 1/2"
3	2900058	1	Flat Washer, 1/2" SAE
4	2900239	1	Friction Washer, 1/2"
5	6010095	1	Depth Stop Knob
6	2900132	1	Roll Pin, 3/16" x 1-1/4"
7	2900158	1	Yoke, 1/2-13
8	2900084	1	Lock Washer, 1/2" Split
9	2900037	1	Hex Nut, 1/2-13
10	2900007	1	Clevis Pin, 1/2" Dia. x 1-3/8"
11	2900004	1	Cotter Pin, 1/8" x 1"

Frame Lift Assembly #6013189



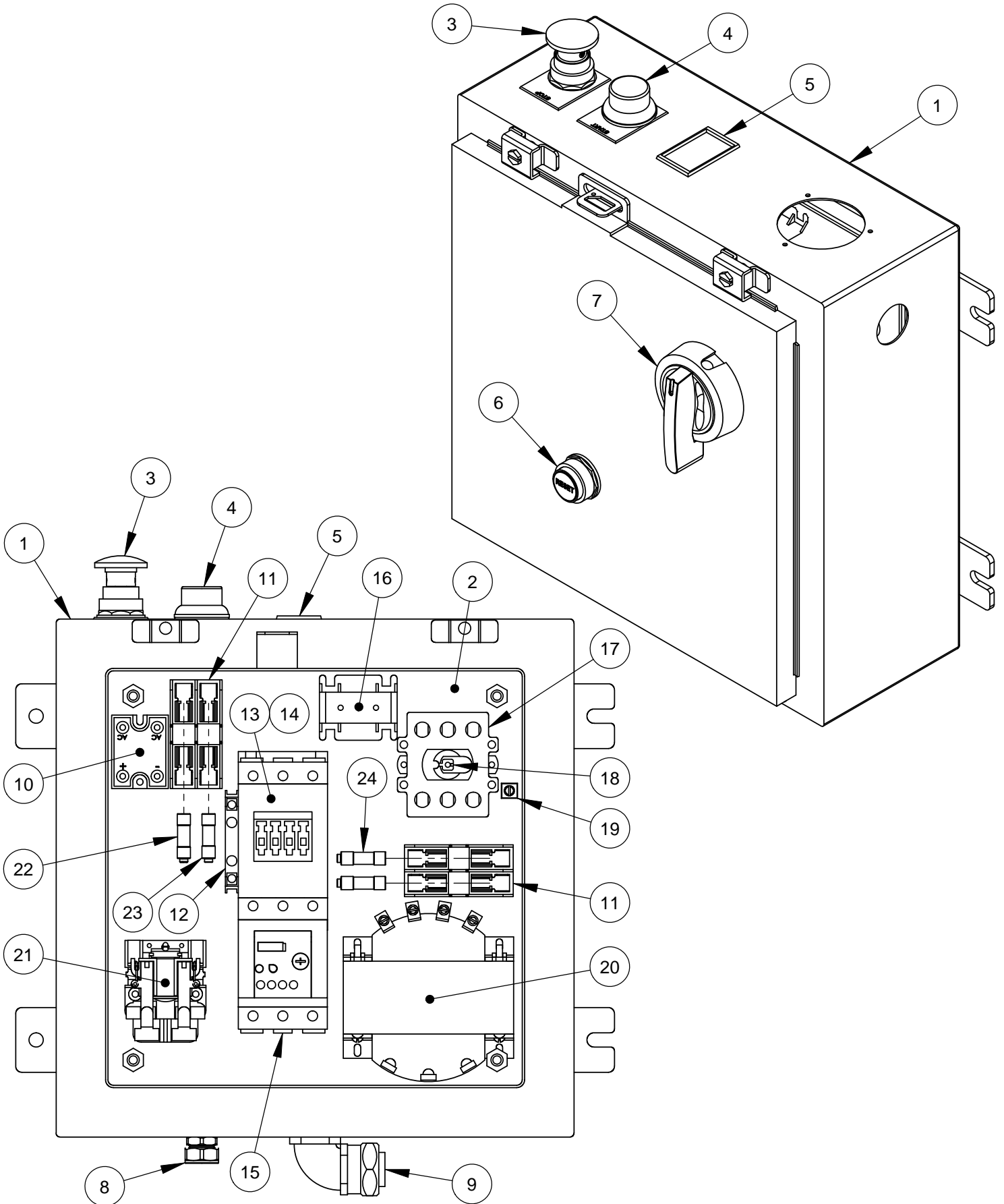
ITEM	PART NO.	QTY.	DESCRIPTION
1	6013051	1	Frame Lift
2	6013053	2	Frame Lift Spacer
3	6013156	2	Frame Lift Brace
4	2900465	2	Cap Screw, Hex Hd., 3/4-10 x 2-1/4"
5	2900003	2	Flat Washer, 3/4" SAE
6	2900467	2	Lock Nut, 3/4-10 Nylon
7	2900013	2	Cap Screw, Hex Hd., 3/8-16 x 1-1/4"
8	2900005	2	Cap Screw, Hex Hd., 3/8-16 x 1"
9	2900018	4	Locknut, 3/8-16, Nylon

Starter Box Assembly #6012130



ITEM	PART NO.	QTY.	DESCRIPTION
1	2800215	1	Starter Box Unit
2	2800344	1	Amp Meter 50HP
3	2500678	4	Vibration Isolator, 3/8-16
4	2900014	8	Flat Washer, 3/8" SAE
5	2900006	8	Lock Washer, 3/8" Split
6	2900033	8	Hex Nut, 3/8-16

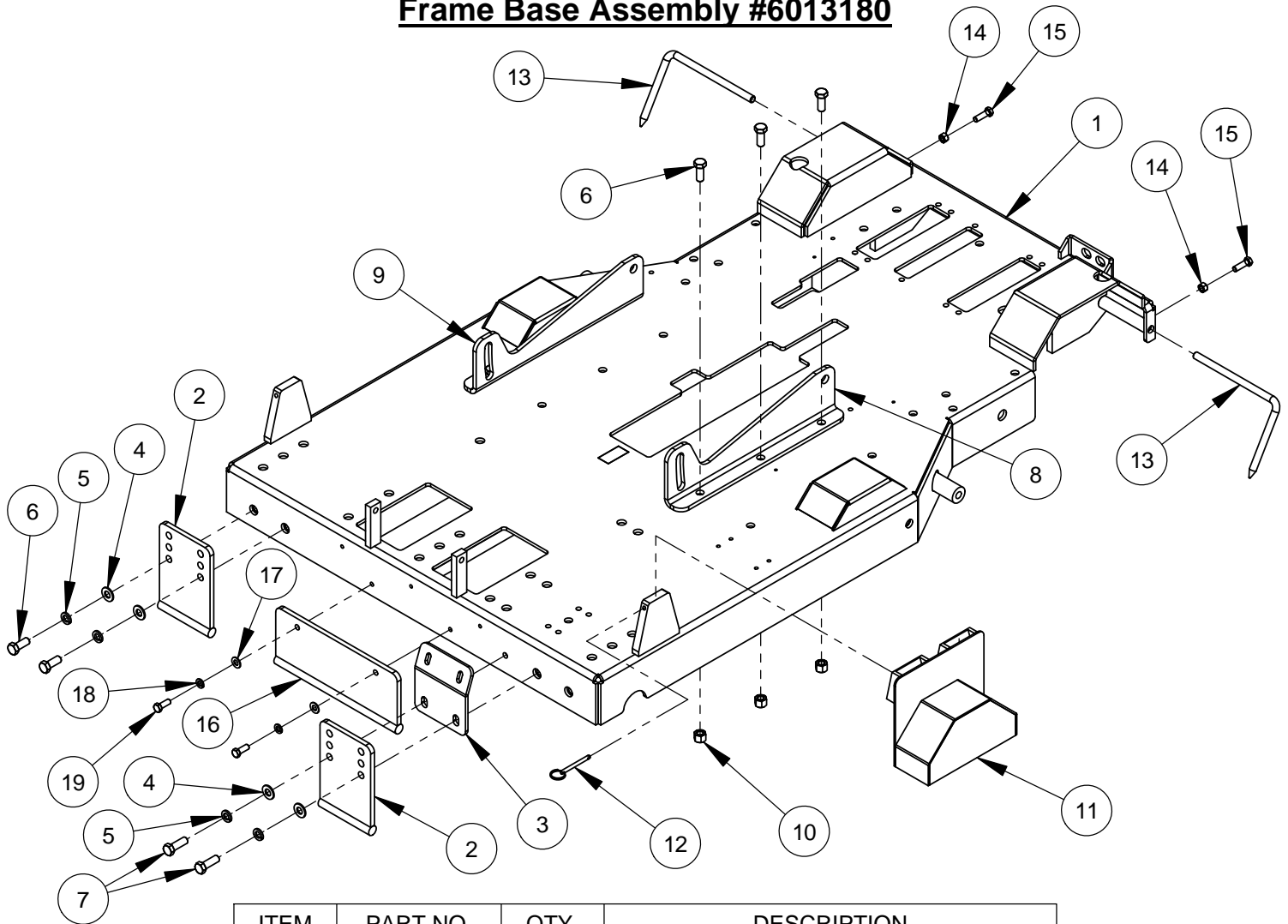
Starter Box Unit #2800215



Starter Box Unit #2800215

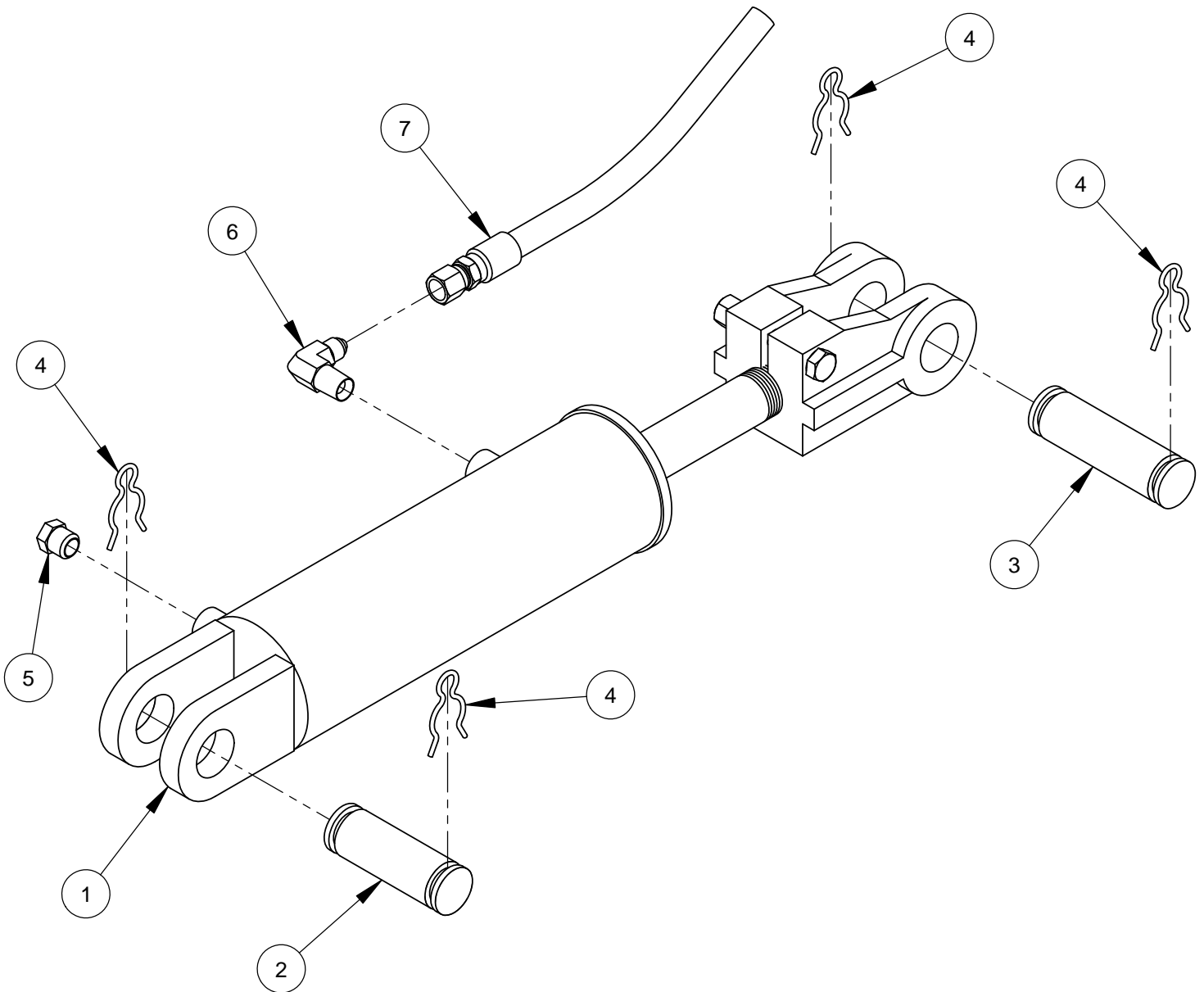
ITEM	PART NO.	QTY.	DESCRIPTION
1	2800240	1	Enclosure
2	2800249	1	Subpanel
3	6011329	1	Stop Button Assembly
	2800599	1	Stop Button Body & Cap
	2800200	1	Contact Block (N.C.)
	1800922	1	Stop Label
4	6011097	1	Start Button Assembly
	2701390	1	Start Button Body
	2701392	1	Contact Block (N.O.)
	2800317	1	Green Button Cap
	2800222	1	Clear Protective Boot
	1800923	1	Start Label
5	2800224	1	Battery Charge Ammeter
6	2800245	1	Reset Button
7	2707338	1	Disconnect Handle
8	2800552	1	Connector, 1/2" Cord
9	2800312	2	Connector, 1" Sealtite Elbow
10	2701274	1	Rectifier Bridge
11	2800299	2	Fuse Holder, 30A-600V Dual
12	2800400	1	Auxiliary Contact (N.O.)
13	2800401	1	Motor Contactor, Siemens
14	2800402	1	Coil, 24V-AC
15	2800403	1	Overload Relay, 25-100A
16	2800248	1	Current Transformer
17	2707339	1	Disconnect Block
18	2707337	1	Disconnect Shaft
19	2800315	1	Grounding Lug
20	2701299	1	Transformer, 500VA
21	2701295	1	Power Relay, 12V-DC
22	2701066	1	Fuse, ATQR 10A
23	2701307	1	Fuse, ATMR 25A
24	2701273	2	Fuse, ATQR 4A

Frame Base Assembly #6013180



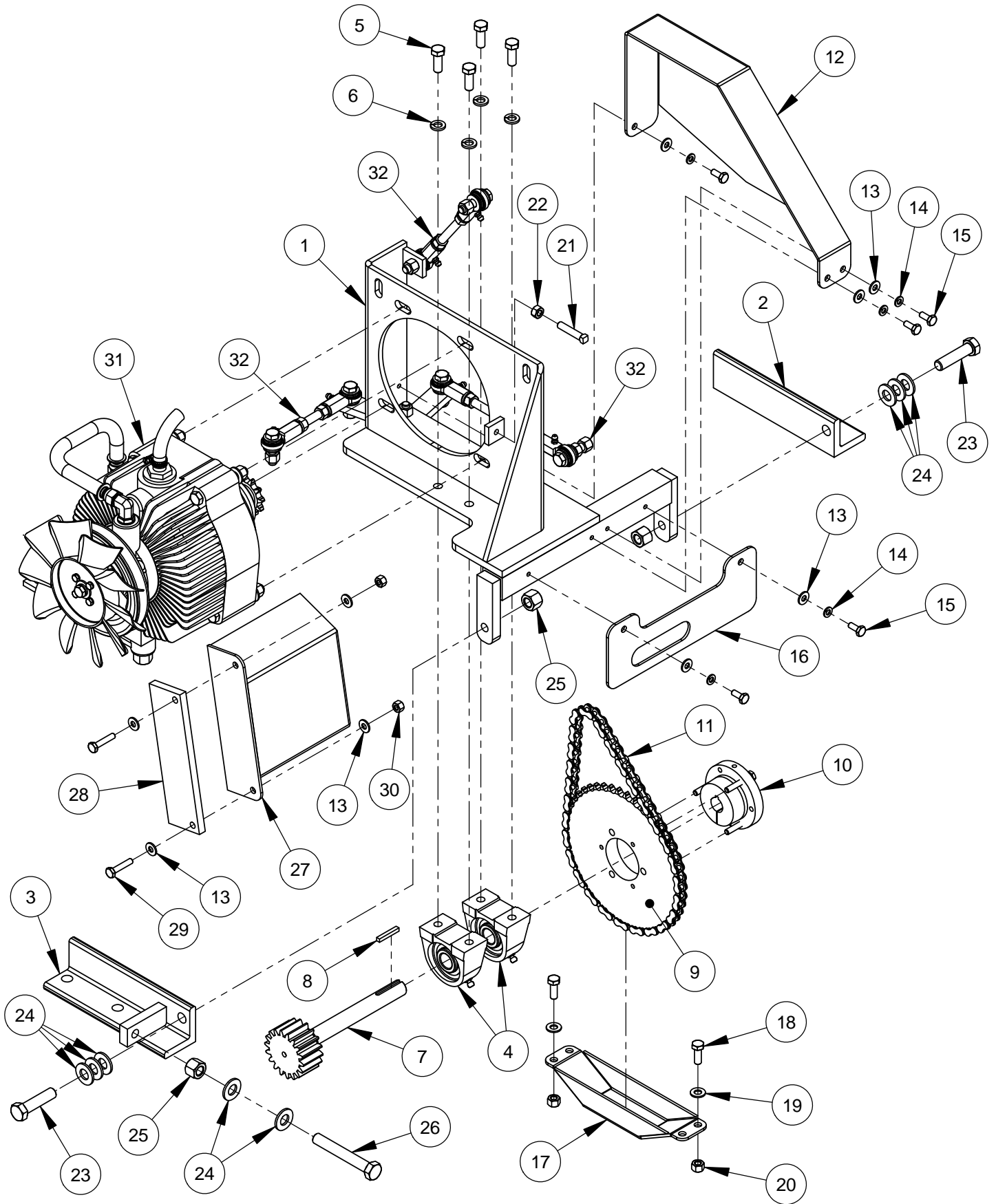
ITEM	PART NO.	QTY.	DESCRIPTION
1	6013000A	1	Frame Base
2	6013165	2	Skid Plate
3	6013164	1	Guard Attachment Plate (20 degree)
4	2900058	4	Flat Washer, 1/2" SAE
5	2900084	4	Lock Washer, 1/2" Split
6	2900025	8	Cap Screw, Hex Hd., 1/2-13 x 1-1/4"
7	2900499	2	Cap Screw, Hex Hd., 1/2-13 x 1-1/2"
8	6013033	1	Engine Mount L.H.
9	6013034	1	Engine Mount R.H.
10	2900026	6	Lock Nut, 1/2-13 Nylon
11	6010645	1	Shaft/Flange Guard (Wide)
12	2900156	1	Lock Pin with Ring
13	6010683	2	Rear Pointer Rod
14	2900033	2	Hex Nut, 3/8-16
15	2900013	2	Cap Screw, Hex Hd., 3/8-16 x 1-1/4"
16	6013115	1	Sheave Guard
17	2900014	2	Flat Washer, 3/8" SAE
18	2900006	2	Lock Washer, 3/8" Split
19	2900005	2	Cap Screw, Hex Hd., 3/8-16 x 1"

Hydraulic Cylinder Assembly #6013170



ITEM	PART NO.	QTY.	DESCRIPTION
1	2500555	1	Hydraulic Cylinder
2	6010031	1	Cylinder Pin, 1" Dia. x 3" Long
3	6010119	1	Cylinder Pin, 1" Dia. x 3-1/2" Long
4	2900064	4	Hair Pin Cotter, 3/4"
5	3200067	1	Breather Vent, 1/4" NPT
6	3200057	1	Elbow, 1/4" M. Pipe to 1/4" M. JIC
7	3200054	1	Hose Assembly, 32" Long

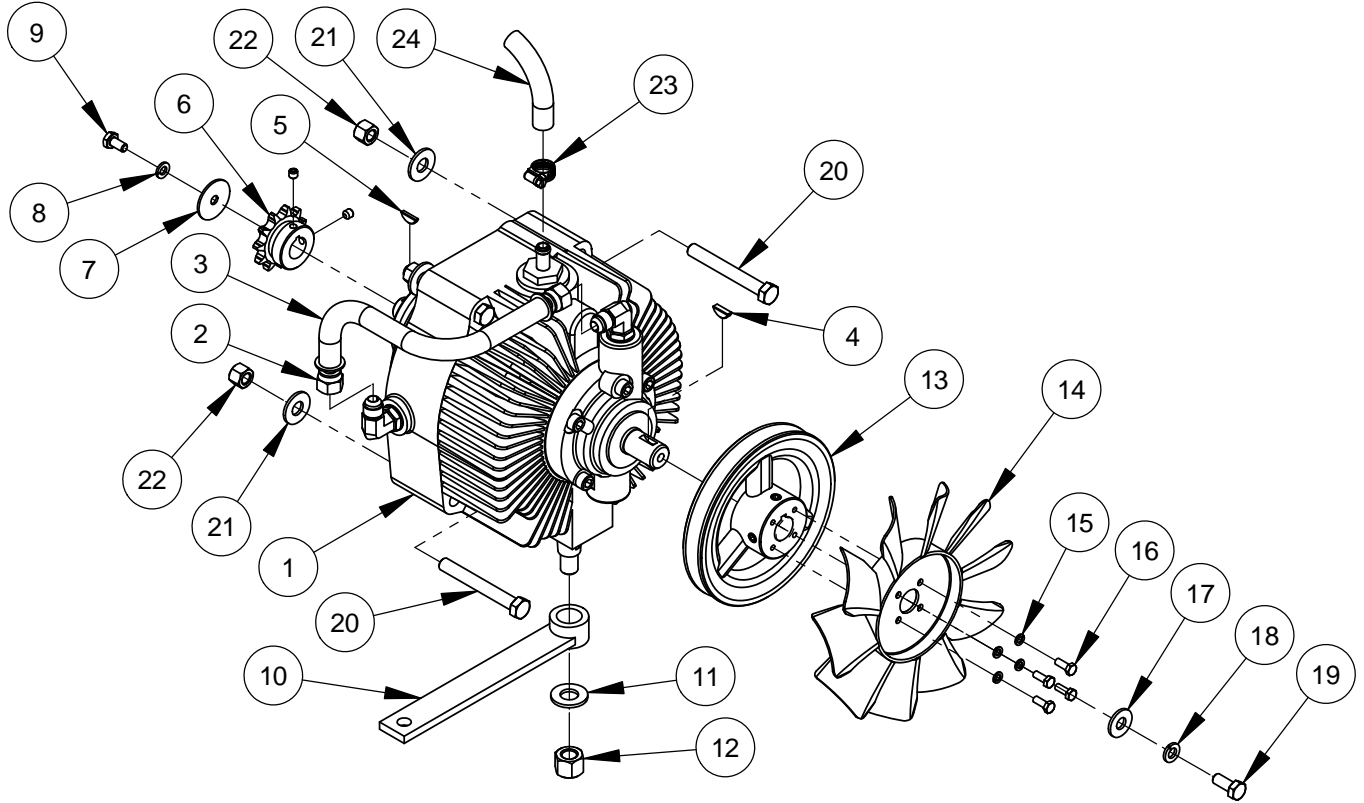
Rear Drive Assembly #6013178



Rear Drive Assembly #6013178

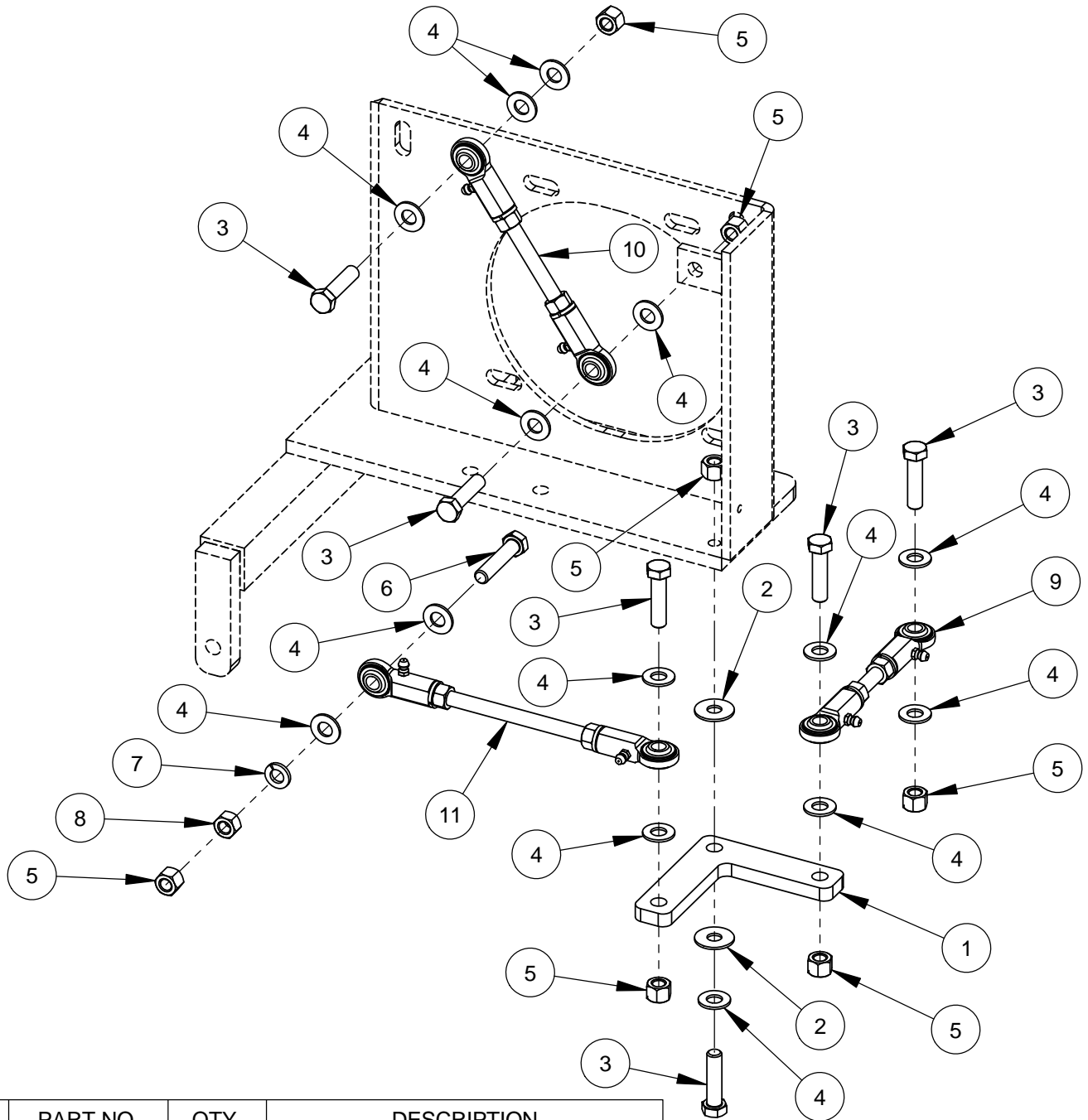
ITEM	PART NO.	QTY.	DESCRIPTION
1	6010068	1	Transmission Platform Weldment
2	6010027	1	Mount Foot, Right Hand
3	6010028	1	Mount Foot, Adjustable
4	2500159	2	Pillow Block Bearing, 3/4"
5	2900005	4	Cap Screw, Hex Hd., 3/8-16 x 1"
6	2900006	4	Lock Washer, 3/8" Split
7	6010664	1	Transmission Jackshaft 18T
8	6048229	1	Key, 3/16" Sq. x 1-1/4"
9	2500148	1	Sprocket, #40 x 45 Tooth
10	2500149	1	QD Bushing, SDS x 3/4" w/Fasteners
11	6010069	1	Chain, #40 x 56 Pitch
12	6010671	1	Chain Guard
13	2900009	9	Flat Washer, 1/4" SAE
14	2900024	5	Lock Washer, 1/4" Split
15	2900023	5	Cap Screw, Hex Hd., 1/4-20 x 5/8"
16	6010679	1	Gear Guard
17	6010674	1	Sprocket Guard
18	2900668	2	Cap Screw, Hex Hd., 5/16-18 x 7/8"
19	2900022	2	Flat Washer, 5/16" SAE
20	2900039	2	Lock Nut, 5/16-18 Nylon
21	2900140	1	Set Screw, Sq. Hd., 5/16-18 x 1-1/2"
22	2900141	1	Hex Nut, 5/16-18
23	2900106	2	Cap Screw, Hex Hd., 1/2-13 x 2"
24	2900058	8	Flat Washer, 1/2" SAE
25	2900026	3	Lock Nut, 1/2-13 Nylon
26	2900542	1	Tap Bolt, Hex Hd., 1/2-13 x 3-1/2"
27	6010673	1	Fan Guard
28	6010735	1	Spacer, Fan Guard
29	2900052	2	Cap Screw, Hex Hd., 1/4-20 x 1-1/4"
30	2900010	2	Lock Nut, 1/4-20 Nylon
31	6010724	1	Eaton Transmission Assembly
32	6010725	1	Linkage Assembly

Eaton Transmission Assembly #6010724



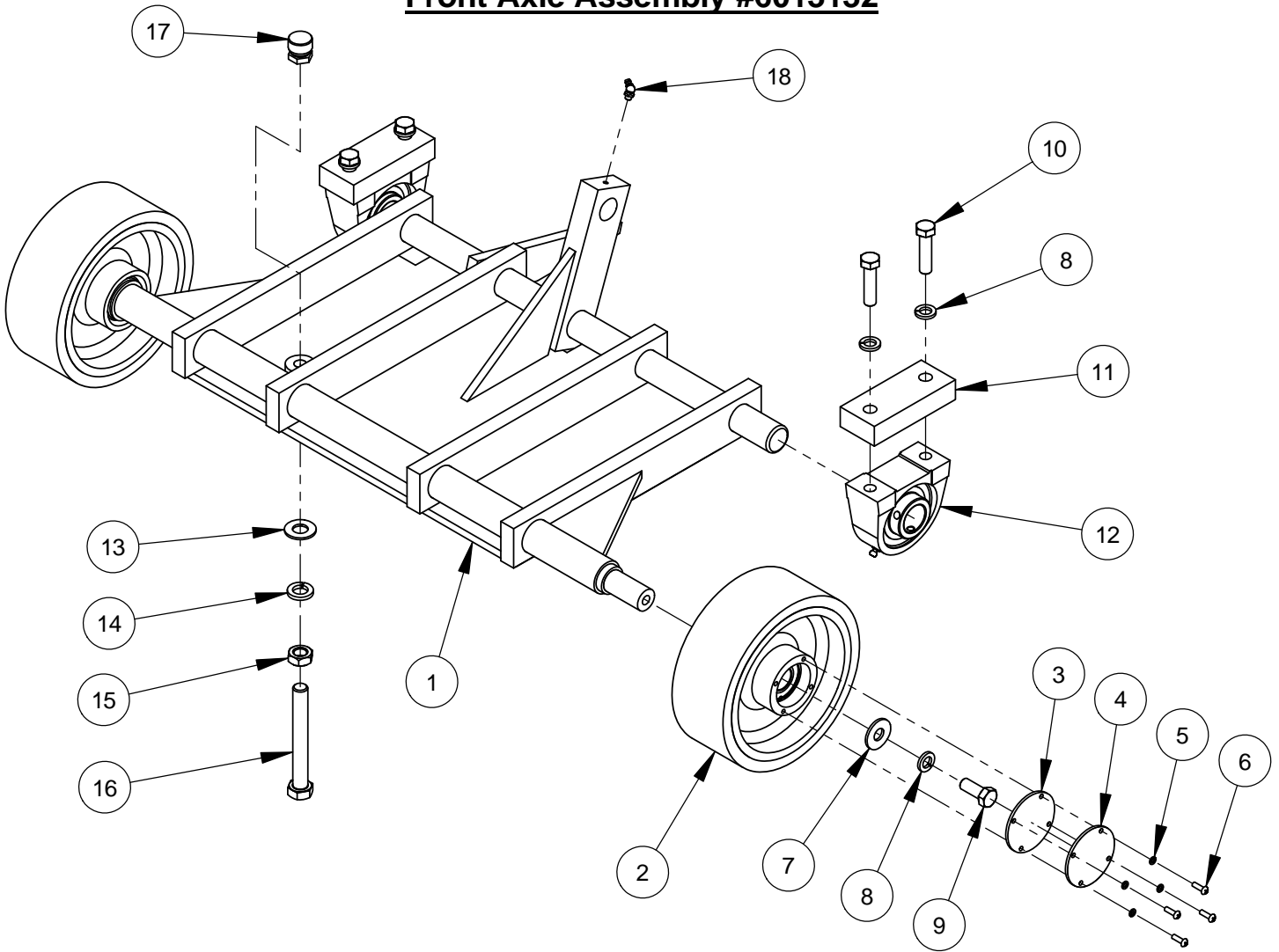
ITEM	PART NO.	QTY.	DESCRIPTION
1	2600068	1	Eaton Hydrostatic Transmission
2	3200046	2	Fitting, 3/8" F. JIC to 3/8" Push Lock
3	6010060	1	Oil Recirculation Hose, 3/8" I.D. x 9"
4	2900143	1	Woodruff Key #61, 3/16" x 5/8"
5	2900063	1	Woodruff Key #405, 1/8" x 5/8"
6	2500150	1	Sprocket, #40 x 11 Tooth w/Setscrews
7	2900083	1	Fender Washer, 1/4" x 1-1/4"
8	2900024	1	Lock Washer, 1/4" Split
9	2900082	1	Cap Screw, Hex Hd., 1/4-20 x 1/2"
10	6010064	1	Shift Lever
11	2900058	1	Flat Washer, 1/2" SAE
12	2900026	1	Lock Nut, 1/2-13 Nylon
13	6010682	1	Transmission Pulley 5.5"
14	2500519	1	Cooling Fan, 7"
15	2900038	4	Lock Washer, #10 Split
16	2900448	4	Machine Screw, Hex Hd., #10-32 x 1/2"
17	2900567	1	Flat Washer, 5/16" USS
18	2900031	1	Lock Washer, 5/16" Split
19	2900019	1	Cap Screw, Hex Hd., 5/16-18 x 3/4"
20	2900035	4	Cap Screw, Hex Hd., 3/8-16 x 3"
21	2900473	4	Flat Washer, 3/8" USS
22	2900018	4	Lock Nut, 3/8-16 Nylon
23	3200390	1	Hose Clamp #6
24	6010059	1	Clear Hose, 3/8" I.D. x 19"

Linkage Assembly #6010725



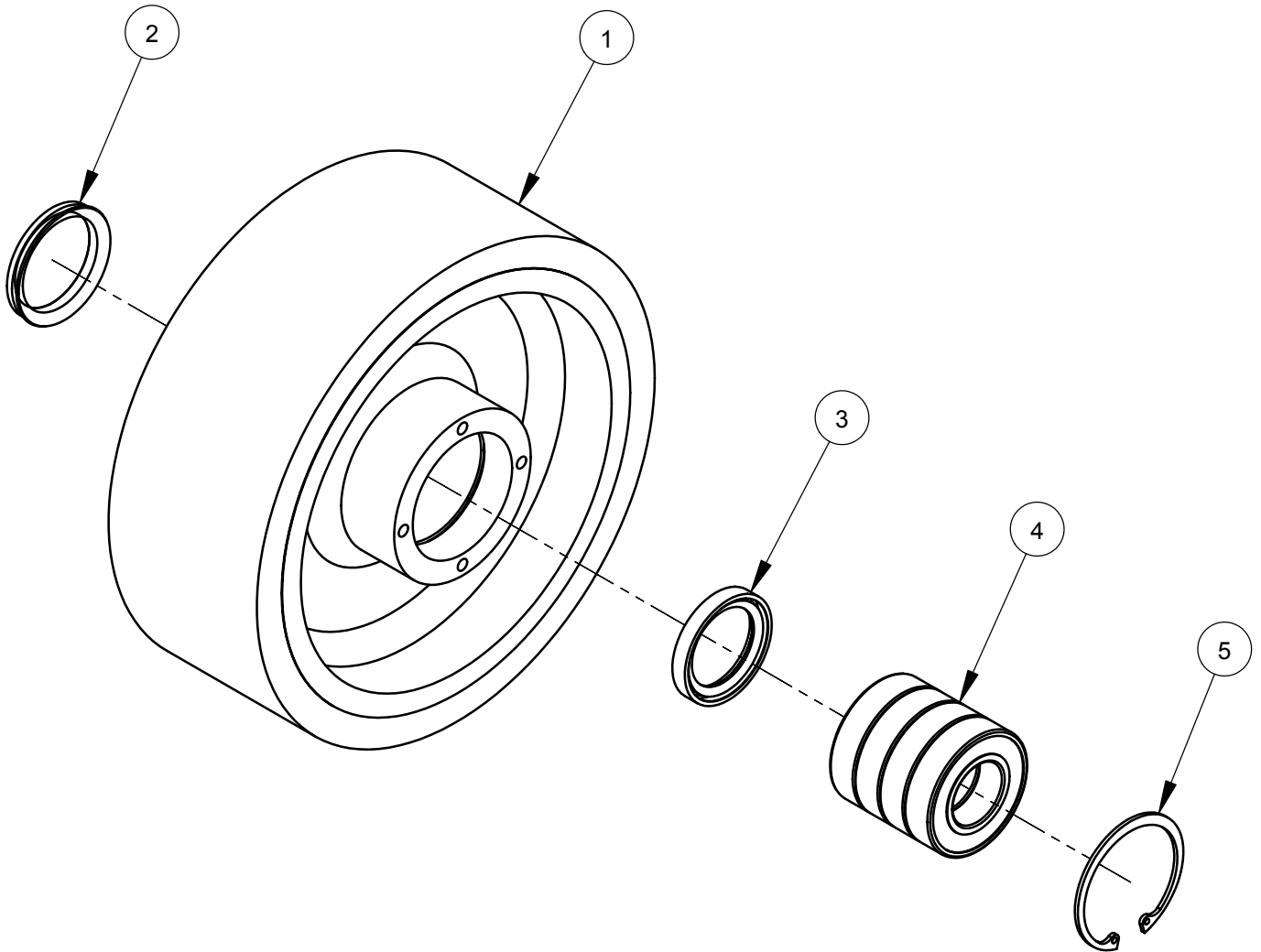
ITEM	PART NO.	QTY.	DESCRIPTION
1	6010067	1	Bell Crank
2	2900153	2	Friction Washer, 3/8"
3	2900029	6	Cap Screw, Hex Hd., 3/8-16 x 1-1/2"
4	2900014	14	Flat Washer, 3/8" SAE
5	2900018	7	Lock Nut, 3/8-16 Nylon
6	2900047	1	Cap Screw, Hex Hd., 3/8-16 x 1-3/4"
7	2900006	1	Lock Washer, 3/8" Split
8	2900033	1	Hex Nut, 3/8-16
9	6010704	1	Linkage Assembly 5-1/8"
10	6010705	1	Linkage Assembly 6-1/4"
11	6010706	1	Linkage Assembly 8"

Front Axle Assembly #6013132



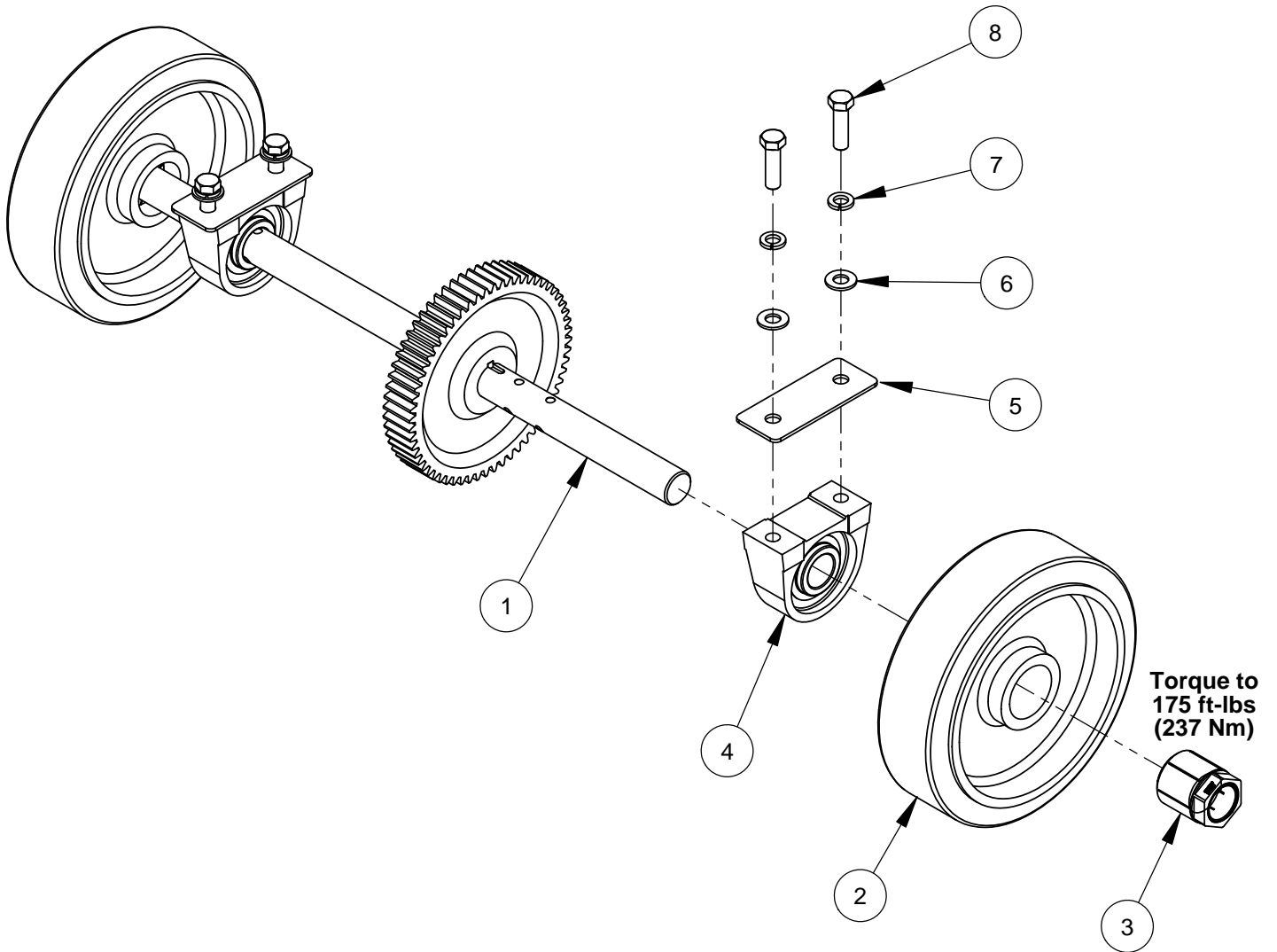
ITEM	PART NO.	QTY.	DESCRIPTION
1	6013133	1	Front Axle Weldment
2	6010581	2	Wheel Assembly, 8" Front
3	2501393	2	Wheel Cover Gasket
4	6010536	2	Wheel Cover
5	2900038	8	Lock Washer, #10 Split
6	2900159	8	Machine Screw, Rd. Hd., #10-24 x 5/8"
7	2900127	2	Flat Washer, 1/2" USS
8	2900084	6	Lock Washer, 1/2" Split
9	2900025	2	Cap Screw, Hex Hd., 1/2-13 x 1-1/4"
10	2900106	4	Cap Screw, Hex Hd., 1/2-13 x 2"
11	6013010	2	Front Axle Bearing Spacer 1"
12	2500158	2	Pillow Block Bearing 1-1/4"
13	2900002	1	Flat Washer, 5/8" SAE
14	2900113	1	Lock Washer, 5/8" Split
15	2900256	1	Jam Nut, 5/8-11
16	2900725	1	Tap Bolt, Hex Hd., 5/8-11 x 5"
17	2900446	1	Swivel Pad Nut, 5/8-11
18	2900184	1	Grease Fitting, 1/4" NPT x 45 degree

Front Wheel Assembly #6010581



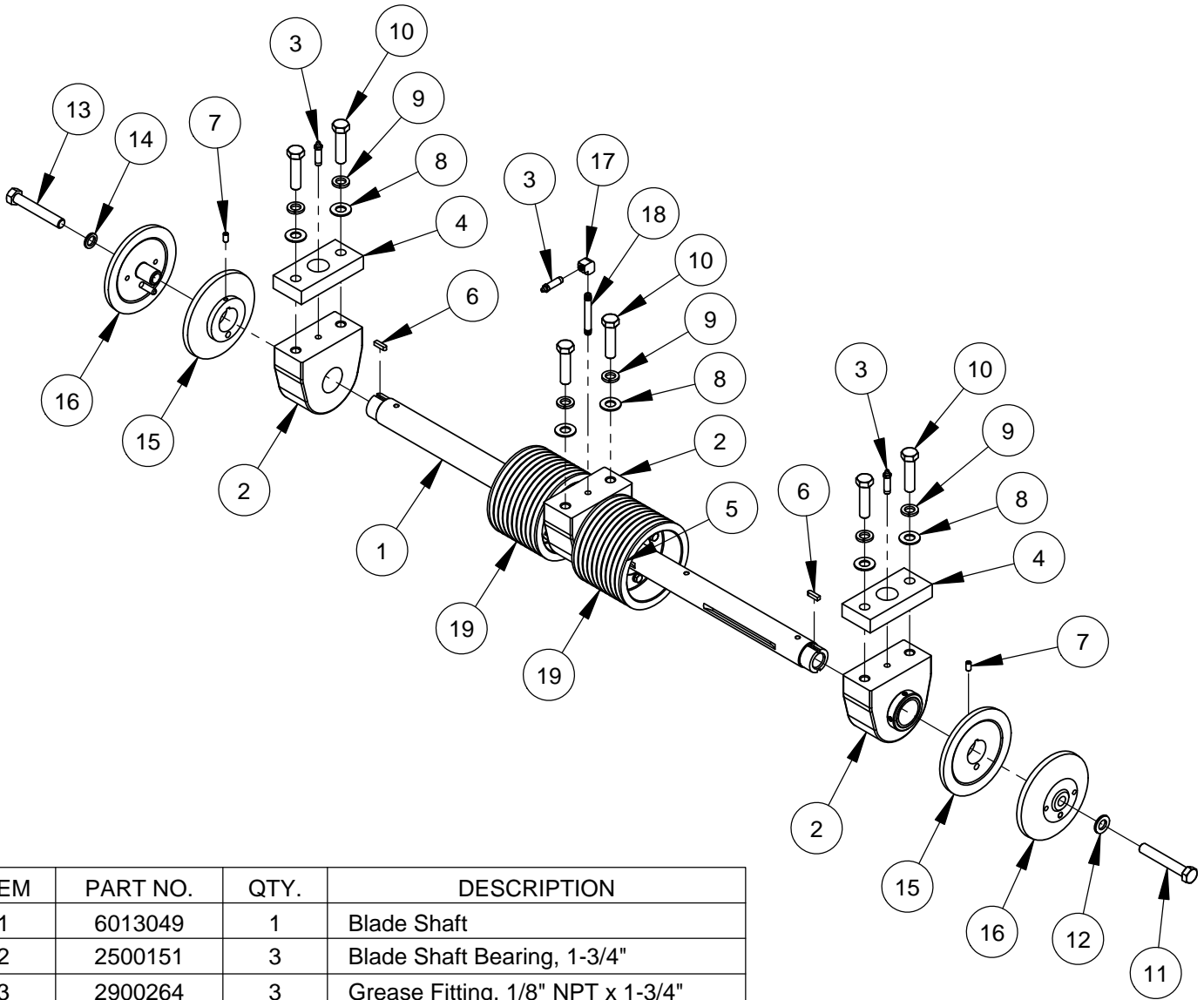
ITEM	PART NO.	QTY.	DESCRIPTION
1	2501390	1	Wheel, 8" Front
2	2501428	1	Seal, 1-1/2" V-Ring
3	2501391	1	Seal, 1-1/4" x 1-3/4" x 1/4"
4	2501418	4	Ball Bearing, 1" x 2" x 1/2"
5	2501392	1	Retaining Ring, 2" Internal

Rear Axle Assembly #6010743



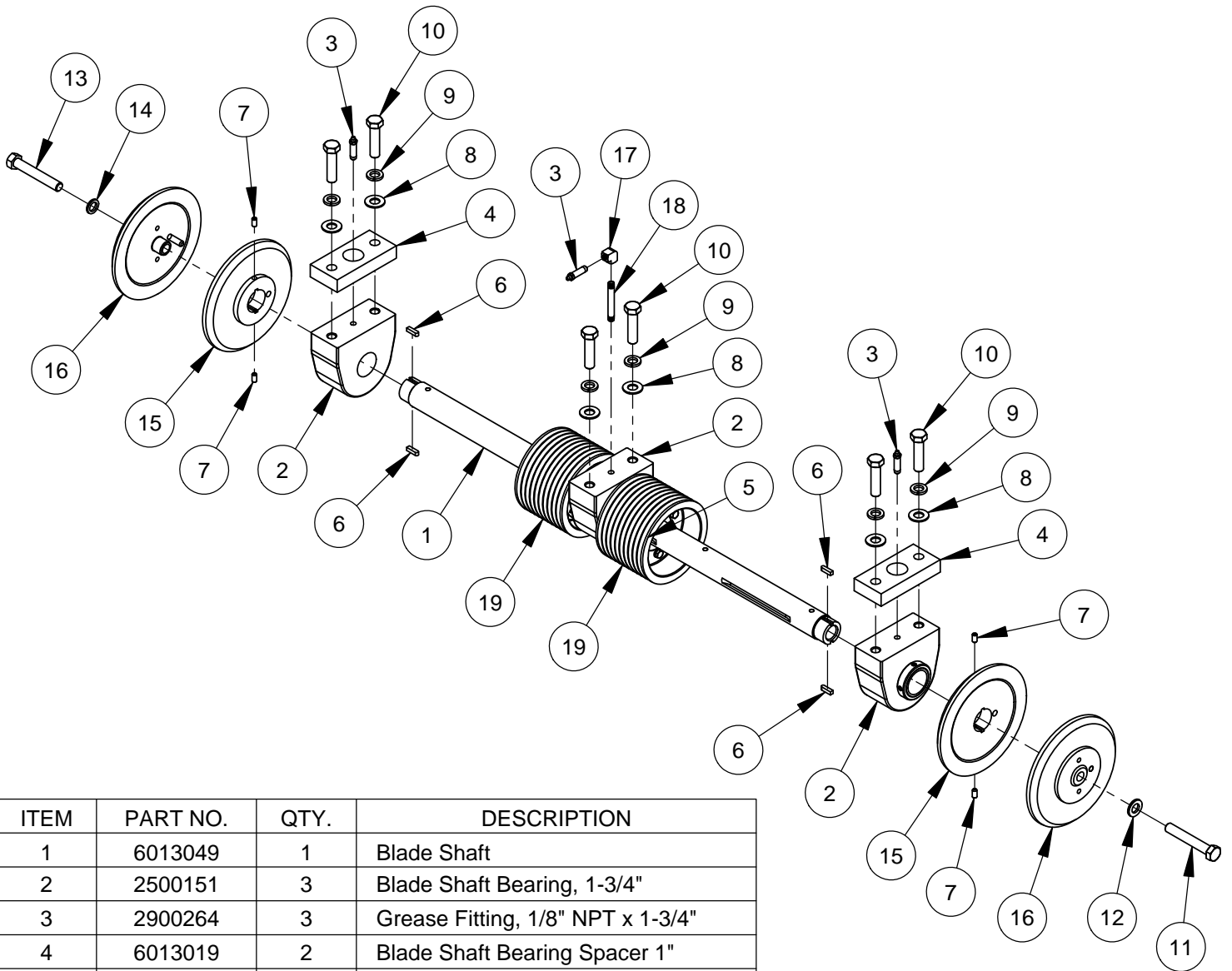
ITEM	PART NO.	QTY.	DESCRIPTION
1	6010686	1	Rear Axle Weldment w/60 Tooth Gear
2	2500873	2	Wheel, 10" Rear with 2" Bore
3	2500874	2	Trantorque Bushing, 1-1/4"
4	2500158	2	Pillow Block Bearing 1-1/4"
5	6010024	2	Rear Axle Bearing Spacer, 1/8"
6	2900058	4	Flat Washer, 1/2" SAE
7	2900084	4	Lock Washer, 1/2" Split
8	2900139	4	Cap Screw, Hex Hd., 1/2-13 x 1-3/4"

Blade Shaft Assembly #6013215A (Blades 26" - 36")



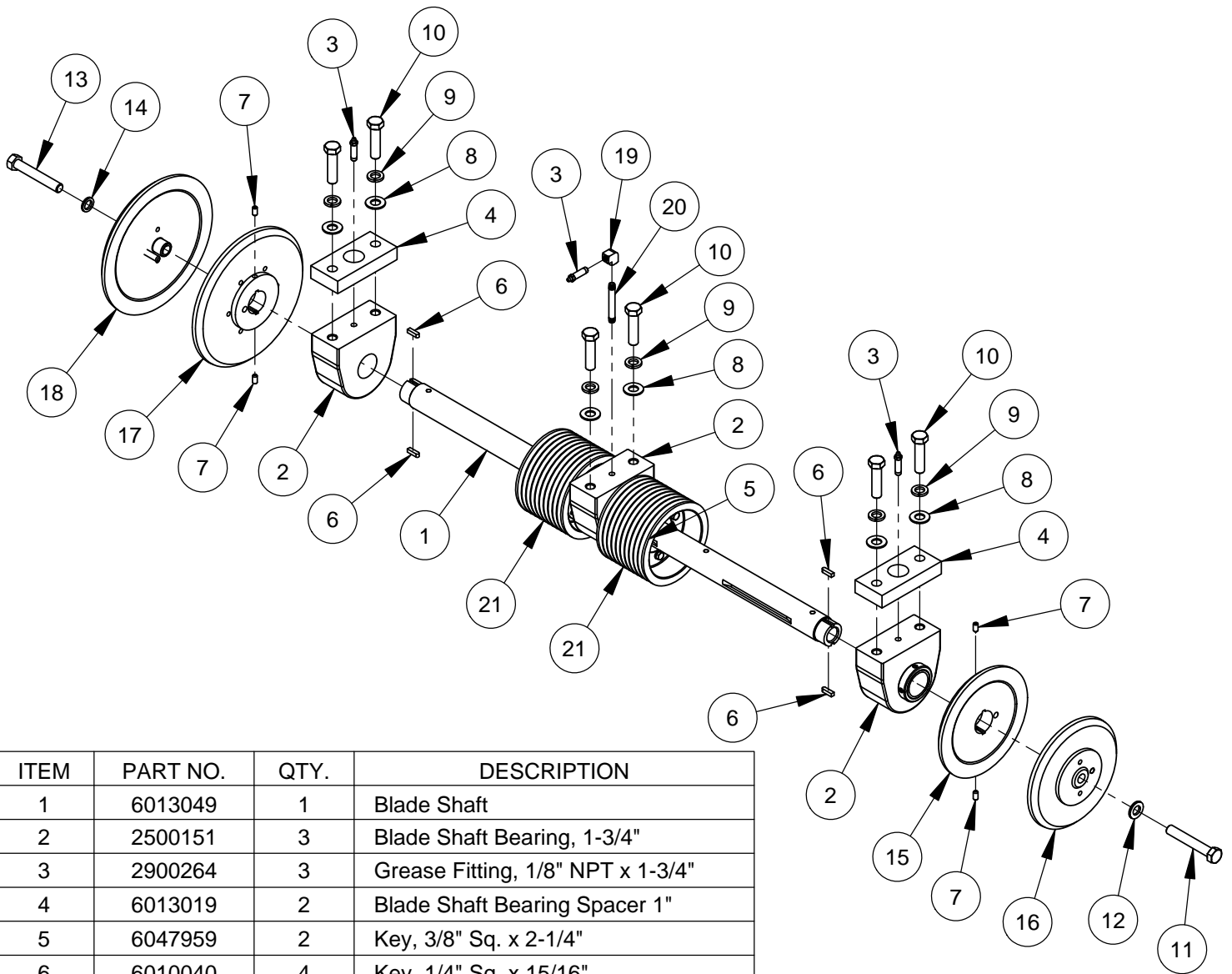
ITEM	PART NO.	QTY.	DESCRIPTION
1	6013049	1	Blade Shaft
2	2500151	3	Blade Shaft Bearing, 1-3/4"
3	2900264	3	Grease Fitting, 1/8" NPT x 1-3/4"
4	6013019	2	Blade Shaft Bearing Spacer 1"
5	6047959	2	Key, 3/8" Sq. x 2-1/4"
6	6010040	2	Key, 1/4" Sq. x 15/16"
7	2900418	2	Set Screw, Soc. Hd., 5/16-18 x 5/8"
8	2900002	6	Flat Washer, 5/8" SAE
9	2900113	6	Lock Washer, 5/8" Split
10	2900527	6	Cap Screw, Hex Hd., 5/8-11 x 2-1/2"
11	2900146	1	Cap Screw, Hex Hd., 5/8-11 x 4"
12	2900412	1	Wedge Lock Washer Pair, 5/8"
13	2900130	1	Cap Screw, Hex Hd., 5/8-11 x 4" LH
14	2901569	1	Wedge Lock Washer Pair, 5/8" LH
15	6010038	2	Inner Flange 6"
16	6010039	2	Outer Flange 6" with Pin
17	3200154	1	Pipe Elbow, 1/8" NPT Female
18	3200179	1	Pipe Nipple, 1/8" NPT x 3"
19	6013046	2	Sheave, 6" x 10 Groove w/Bushing

Blade Shaft Assembly #6013215B (Blades 42" - 54")



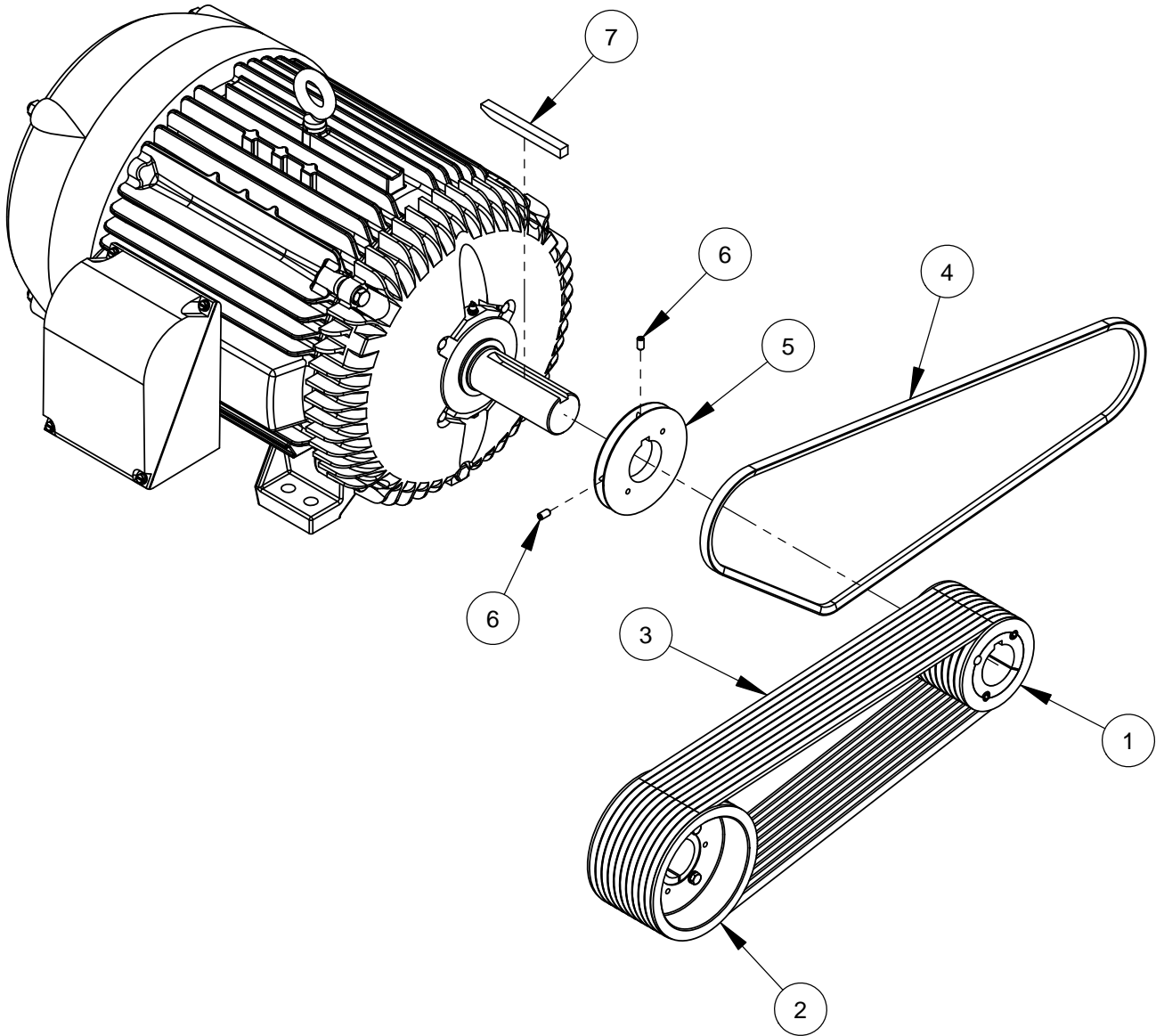
ITEM	PART NO.	QTY.	DESCRIPTION
1	6013049	1	Blade Shaft
2	2500151	3	Blade Shaft Bearing, 1-3/4"
3	2900264	3	Grease Fitting, 1/8" NPT x 1-3/4"
4	6013019	2	Blade Shaft Bearing Spacer 1"
5	6047959	2	Key, 3/8" Sq. x 2-1/4"
6	6010040	4	Key, 1/4" Sq. x 15/16"
7	2900418	4	Set Screw, Soc. Hd., 5/16-18 x 5/8"
8	2900002	6	Flat Washer, 5/8" SAE
9	2900113	6	Lock Washer, 5/8" Split
10	2900527	6	Cap Screw, Hex Hd., 5/8-11 x 2-1/2"
11	2900146	1	Cap Screw, Hex Hd., 5/8-11 x 4"
12	2900412	1	Wedge Lock Washer Pair, 5/8"
13	2900130	1	Cap Screw, Hex Hd., 5/8-11 x 4" LH
14	2901569	1	Wedge Lock Washer Pair, 5/8" LH
15	6013017	2	Inner Flange 8"
16	6013018	2	Outer Flange 8" with Pin
17	3200154	1	Pipe Elbow, 1/8" NPT Female
18	3200179	1	Pipe Nipple, 1/8" NPT x 3"
19	6013046	2	Sheave, 6" x 10 Groove w/Bushing

Blade Shaft Assembly #6013215C (Blades 60")



ITEM	PART NO.	QTY.	DESCRIPTION
1	6013049	1	Blade Shaft
2	2500151	3	Blade Shaft Bearing, 1-3/4"
3	2900264	3	Grease Fitting, 1/8" NPT x 1-3/4"
4	6013019	2	Blade Shaft Bearing Spacer 1"
5	6047959	2	Key, 3/8" Sq. x 2-1/4"
6	6010040	4	Key, 1/4" Sq. x 15/16"
7	2900418	4	Set Screw, Soc. Hd., 5/16-18 x 5/8"
8	2900002	6	Flat Washer, 5/8" SAE
9	2900113	6	Lock Washer, 5/8" Split
10	2900527	6	Cap Screw, Hex Hd., 5/8-11 x 2-1/2"
11	2900146	1	Cap Screw, Hex Hd., 5/8-11 x 4"
12	2900412	1	Wedge Lock Washer Pair, 5/8"
13	2900130	1	Cap Screw, Hex Hd., 5/8-11 x 4" LH
14	2901569	1	Wedge Lock Washer Pair, 5/8" LH
15	6013017	1	Inner Flange 8"
16	6013018	1	Outer Flange 8" with Pin
17	6040039	1	Inner Flange 10"
18	6040040	1	Outer Flange 10" with Pin
19	3200154	1	Pipe Elbow, 1/8" NPT Female
20	3200179	1	Pipe Nipple, 1/8" NPT x 3"
21	6013046	2	Sheave, 6" x 10 Groove w/Bushing

Belt Drive Assembly #6013208



26" & 30" BLADE DRIVE #6013208A			
ITEM	PART NO.	QTY.	DESCRIPTION
1	6013211	1	Sheave, 6.9" x 10 Groove w/Bushing
	2500509	1	Sheave, 6.9" x 10 Groove QD Style
	2500934	1	QD Bushing, SK x 2-1/8" w/Fasteners
2	6013212	1	Sheave, 4.75" x 10 Groove w/Bushing
	2500633	1	Sheave, 4.75" x 10 Groove Taper Style
	2500937	1	Taper Bushing, 2" w/Setscrews
3	2500188	10	V-Belt, 3VX560
4	6013214	1	Link Belt
5	6010182	1	Pulley, Accessory Drive
6	2900418	2	Set Screw, Soc. Hd., 5/16-18 x 5/8"
7	6010042	1	Key, 1/2" Sq. x 5-1/4" Bevel End

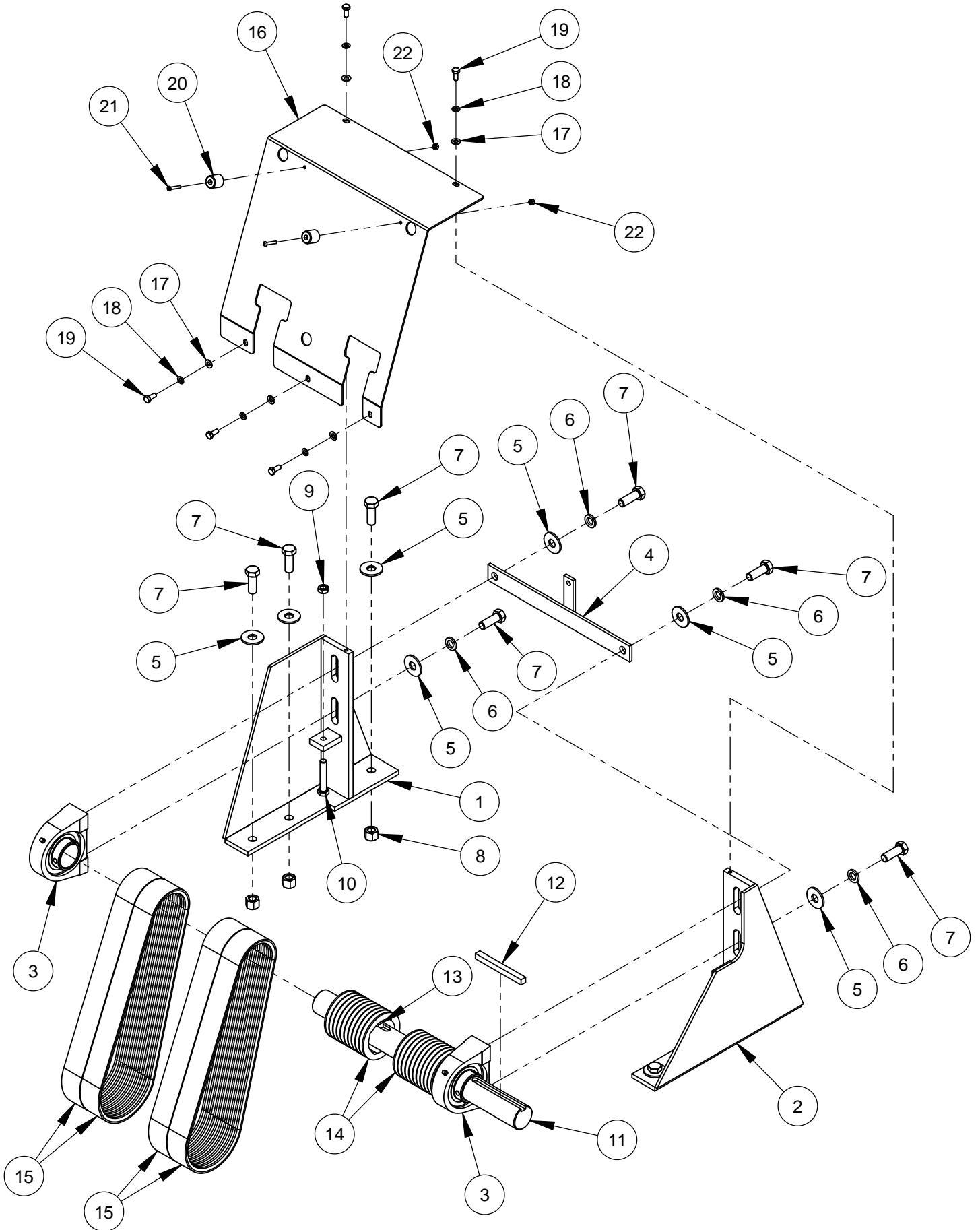
Belt Drive Assembly #6013208

36" & 42" BLADE DRIVE #6013208B			
ITEM	PART NO.	QTY.	DESCRIPTION
1	6010472	1	Sheave, 4.75" x 10 Groove w/Bushing
	2500633	1	Sheave, 4.75" x 10 Groove Taper Style
	2500398	1	Taper Bushing, 2-1/8" w/Setscrews
2	6017436	1	Sheave, 5" x 10 Groove w/Bushing
	2500655	1	Sheave, 5" x 10 Groove Taper Style
	2500937	1	Taper Bushing, 2" w/Setscrews
3	2500438	10	V-Belt, 3VX530
4	6013214	1	Link Belt
5	6010182	1	Pulley, Accessory Drive
6	2900418	2	Set Screw, Soc. Hd., 5/16-18 x 5/8"
7	6010042	1	Key, 1/2" Sq. x 5-1/4" Bevel End

48" & 54" BLADE DRIVE #6013208C			
ITEM	PART NO.	QTY.	DESCRIPTION
1	6010472	1	Sheave, 4.75" x 10 Groove w/Bushing
	2500633	1	Sheave, 4.75" x 10 Groove Taper Style
	2500398	1	Taper Bushing, 2-1/8" w/Setscrews
2	6013213	1	Sheave, 6.9" x 10 Groove w/Bushing
	2500509	1	Sheave, 6.9" x 10 Groove QD Style
	2500153	1	QD Bushing, SK x 2" w/Fasteners
3	2500188	10	V-Belt, 3VX560
4	6013214	1	Link Belt
5	6010182	1	Pulley, Accessory Drive
6	2900418	2	Set Screw, Soc. Hd., 5/16-18 x 5/8"
7	6010042	1	Key, 1/2" Sq. x 5-1/4" Bevel End

60" BLADE DRIVE #6013208D			
ITEM	PART NO.	QTY.	DESCRIPTION
1	6012156	1	Sheave, 4" x 10 Groove w/Bushing
	2501380	1	Sheave, 4" x 10 Groove Taper Style
	2501992	1	Taper Bushing, 2-1/8" w/Setscrews & Key
2	6013158	1	Sheave, 7.6" x 10 Groove w/Bushing
	6010287	1	Sheave, 7.6" x 10 Groove QD Style
	2500210	1	QD Bushing, SF x 2" w/Fasteners
3	2500188	10	V-Belt, 3VX560
4	6013214	1	Link Belt
5	6010182	1	Pulley, Accessory Drive
6	2900418	2	Set Screw, Soc. Hd., 5/16-18 x 5/8"
7	6011227	1	Key, 1/2" Sq. x 4" Bevel End Step

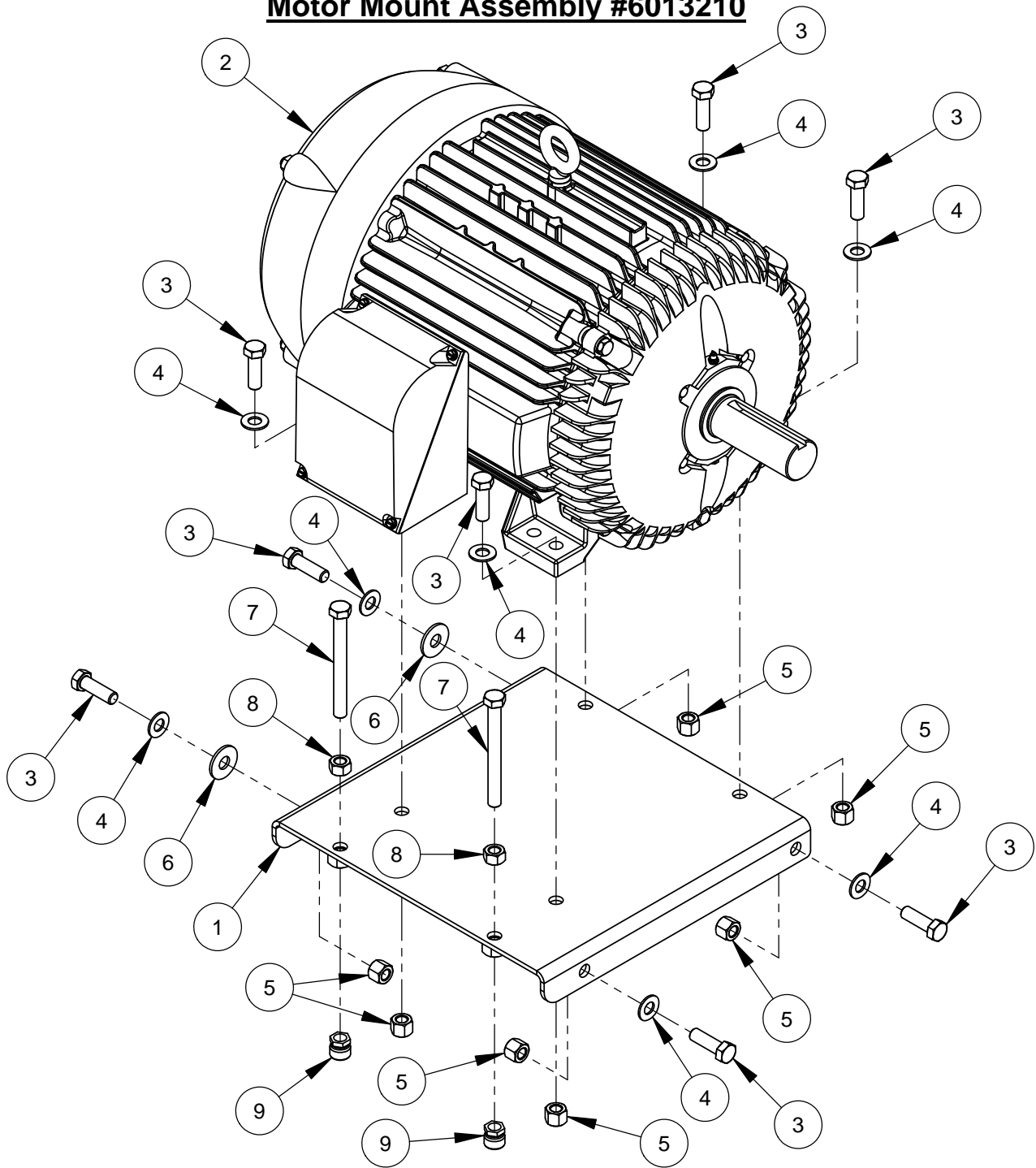
Jackshaft Assembly #6013209



Jackshaft Assembly #6013209

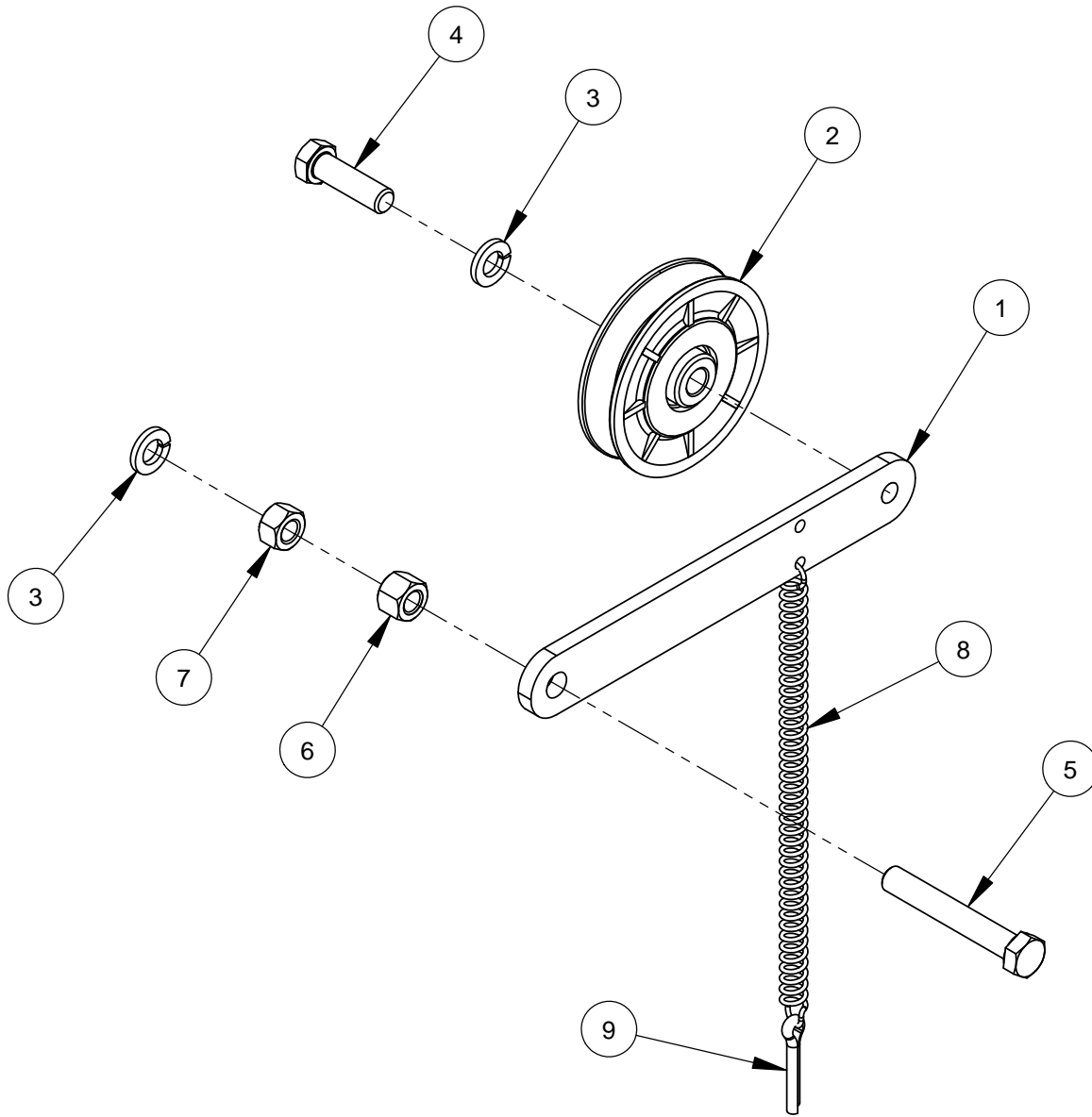
ITEM	PART NO.	QTY.	DESCRIPTION
1	6013012	1	Jackshaft Mount R.H.
2	6013011	1	Jackshaft Mount L.H.
3	2500435	2	Pillow Block Bearing 2"
4	6013013	1	Jackshaft Brace
5	2900721	10	Flat Washer, 5/8" USS Hardened
6	2900113	4	Lock Washer, 5/8" Split
7	2900147	10	Cap Screw, Hex Hd., 5/8-11 x 1-3/4"
8	2900135	6	Lock Nut, 5/8-11 Nylon
9	2900129	2	Jam Nut, 1/2-13
10	2900541	2	Tap Bolt, Hex Hd., 1/2-13 x 2-3/4"
11	6013015	1	Jackshaft
12	6013112	1	Key, 1/2" Sq. x 5" Long
13	6011227	2	Key, 1/2" Sq. x 4" Bevel End Step
14	6010544	2	Sheave, 4" x 10 Groove w/Bushing
15	2502043	4	Banded Belt, 5/3VX450 - 5 Strand
16	6013035	1	Jackshaft Guard
17	2900022	5	Flat Washer, 5/16" SAE
18	2900031	5	Lock Washer, 5/16" Split
19	2900019	5	Cap Screw, Hex Hd., 5/16-18 x 3/4"
20	2501093	2	Bumper, 1"
21	2900172	2	Machine Screw, Rd. Hd., #10-24 x 1-1/4"
22	2900017	2	Lock Nut, #10-24 Nylon

Motor Mount Assembly #6013210



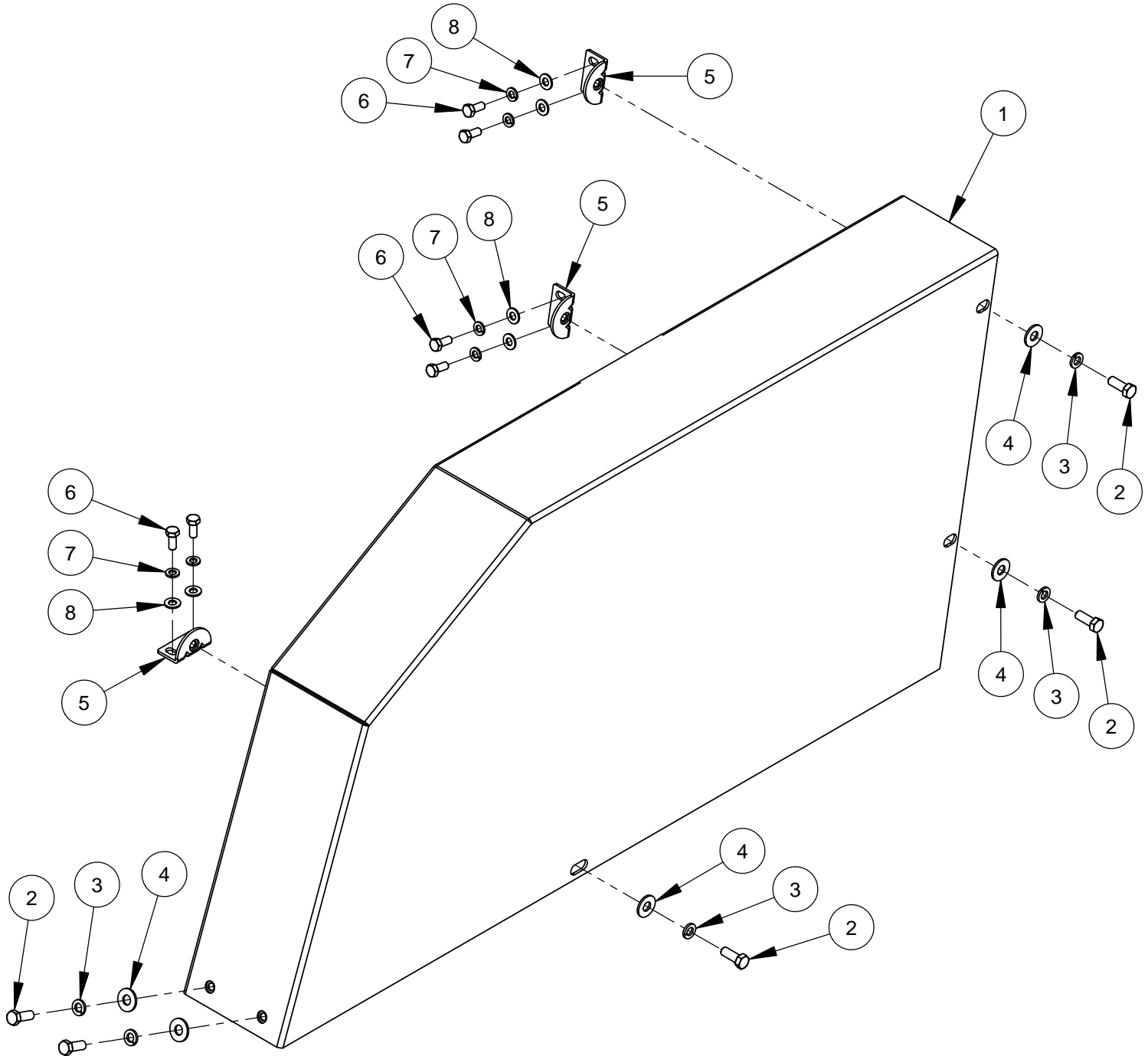
ITEM	PART NO.	QTY.	DESCRIPTION
1	6013103	1	Motor Base Weldment
2	2600189	1	Motor, 50hp Baldor
3	2900136	8	Cap Screw, Hex Hd., 5/8-11 x 2"
4	2900002	8	Flat Washer, 5/8" SAE
5	2900135	8	Lock Nut, 5/8-11 Nylon
6	2900721	2	Flat Washer, 5/8" USS Hardened
7	2900104	2	Tap Bolt, Hex Hd., 5/8-11 x 6"
8	2900112	2	Hex Nut, 5/8-11
9	2900446	2	Swivel Pad Nut, 5/8-11

Idler Assembly #6010194



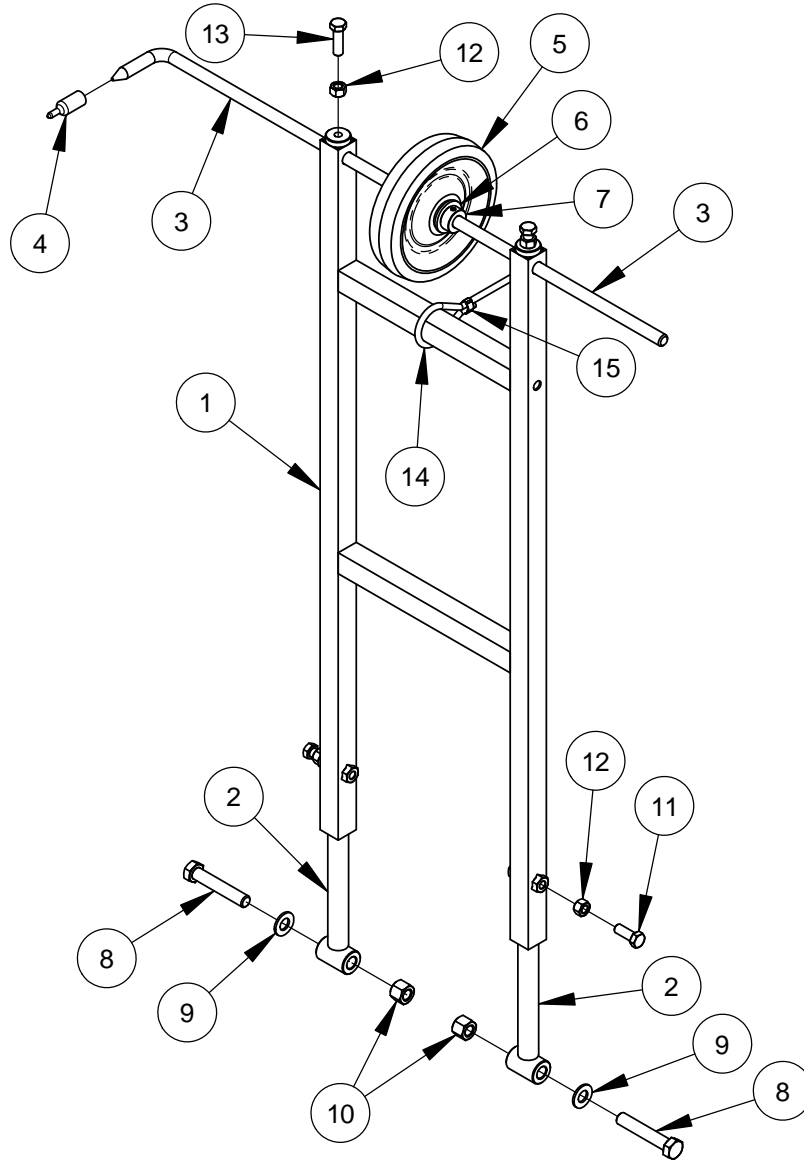
ITEM	PART NO.	QTY	DESCRIPTION
1	6048218	1	Idler Arm
2	2500074	1	Idler Pulley 3"
3	2900006	2	Lock Washer, 3/8" Split
4	2900013	1	Cap Screw, Hex Hd., 3/8-16 x 1-1/4"
5	2900521	1	Tap Bolt, Hex Hd., 3/8-16 x 2-1/2"
6	2900018	1	Locknut, 3/8-16, Nylon
7	2900033	1	Hex Nut, 3/8-16
8	2500195	1	Spring, 3/8" x 7-3/4"
9	2900055	1	Cotter Pin, 3/16" x 1"

Belt Guard Assembly #6013207



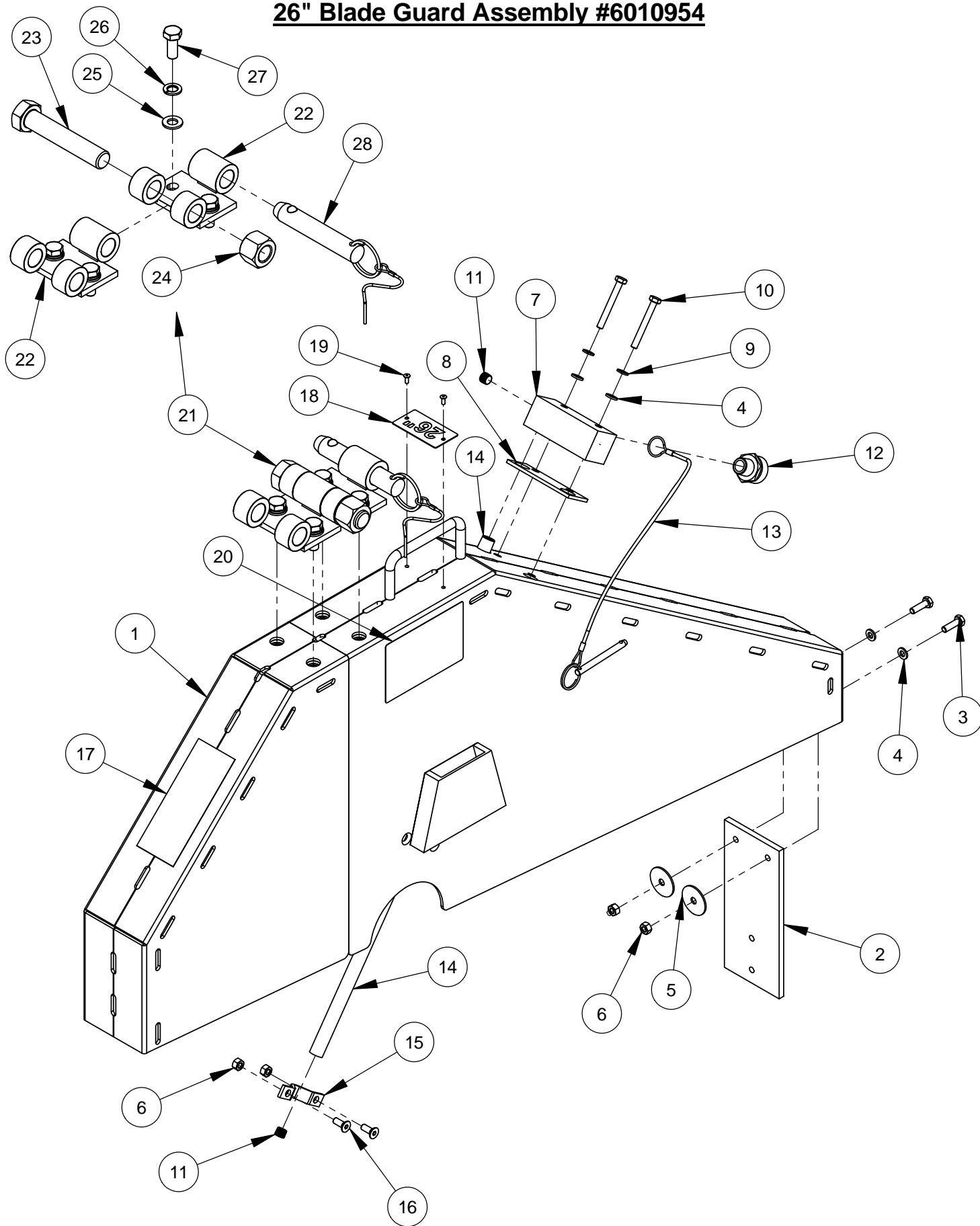
ITEM	PART NO.	QTY.	DESCRIPTION
1	6013116	1	Belt Guard
2	2900005	5	Cap Screw, Hex Hd., 3/8-16 x 1"
3	2900006	5	Lock Washer, 3/8" Split
4	2900473	5	Flat Washer, 3/8" USS
5	6010558	3	Guard Mounting Tab, 3/8-16
6	2900019	6	Cap Screw, Hex Hd., 5/16-18 x 3/4"
7	2900031	6	Lock Washer, 5/16" Split
8	2900022	6	Flat Washer, 5/16" SAE

Front Pointer Assembly #6010540



ITEM	PART NO.	QTY.	DESCRIPTION
1	6010541	1	Front Pointer Frame
2	6011152	2	Front Pointer Arm
3	6013025	1	Front Pointer Rod
4	2500740	1	Pointer Cap
5	2501409	1	Wheel, 6"
6	2900127	2	Flat Washer, 1/2" USS
7	2500007	2	Set Collar, 1/2" with Set Screw
8	2900105	2	Cap Screw, Hex Hd., 1/2-13 x 2-3/4"
9	2900239	2	Friction Washer, 1/2"
10	2900026	2	Lock Nut, 1/2-13 Nylon
11	2900005	2	Cap Screw, Hex Hd., 3/8-16 x 1"
12	2900033	4	Hex Nut, 3/8-16
13	2900013	2	Cap Screw, Hex Hd., 3/8-16 x 1-1/4"
14	6017241	1	Pointer Rope 11 Foot
15	3200221	2	Pinch Clamp, Two Ear

26" Blade Guard Assembly #6010954

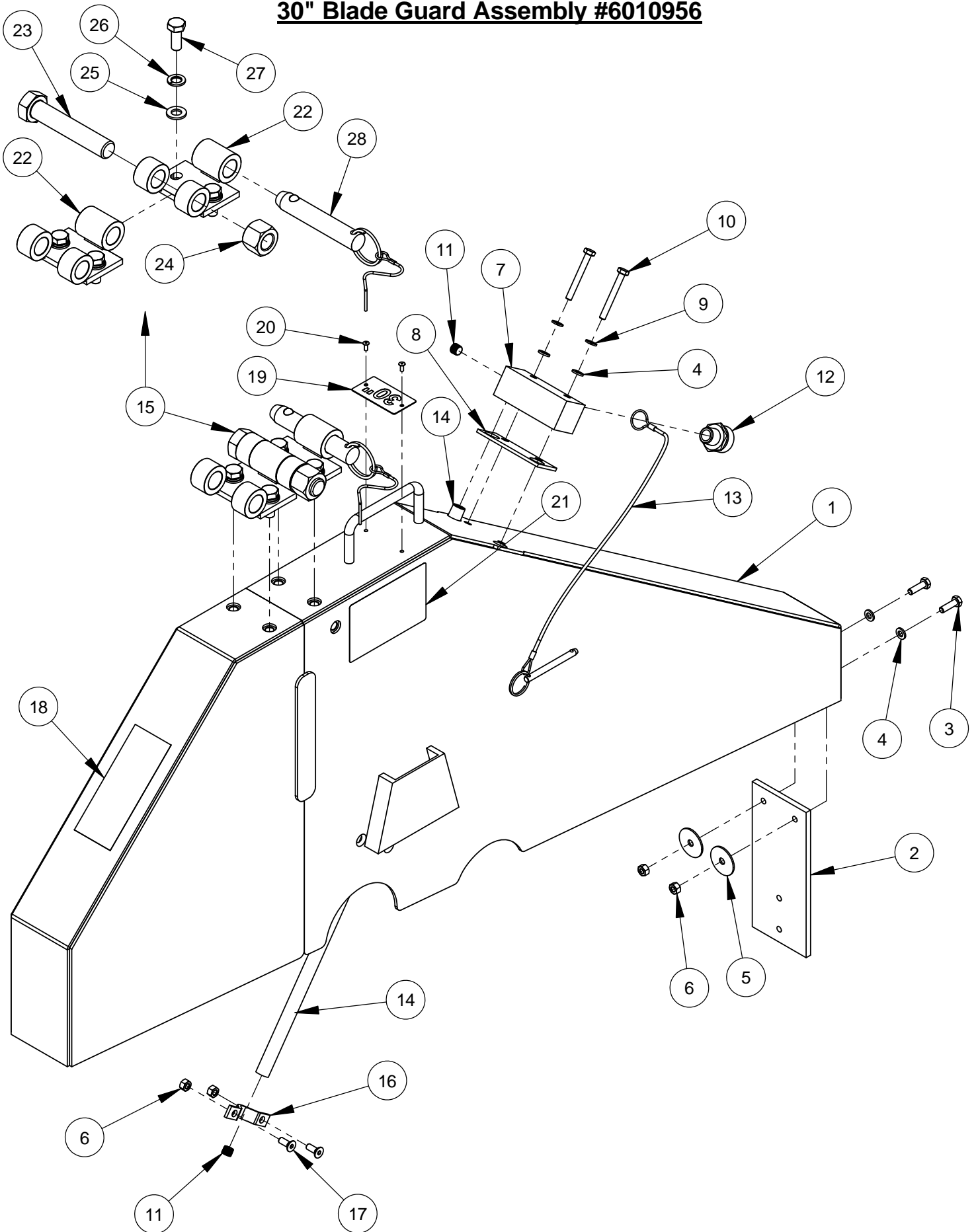


26" Blade Guard Assembly #6010954

ITEM	PART NO.	QTY.	DESCRIPTION
1	6010955	1	26" Blade Guard Front & Rear Only
2	6010081	1	Splash Flap
3	2900310	2	Cap Screw, Hex Hd., M6-1.0 x 20mm
4	2901494	4	Flat Washer, M6
5	2900083	2	Fender Washer, 1/4" x 1-1/4"
6	2900302	6	Lock Nut, M6-1.0 Nylon Insert
7	6010261	1	Water Manifold
8	2500830	1	Water Manifold Gasket
9	2900765	2	Lock Washer, M6 Split
10	2901355	2	Cap Screw, Hex Hd., M6-1.0 x 50mm
11	3200001	3	Plug, 1/8" NPT
12	3200002	1	Fitting, 3/8" M. Pipe to 3/4" M. Garden
13	2900279	1	Lanyard with Lock Pin
14	6010086	2	Water Tube for 26" Guard
15	6048155	2	Water Tube Clamp
16	2900308	4	Cap Screw, Flat Hd., M6-1.0 x 16mm
17	1800001	1	Warning Label
18	1801369F	1	Blade Guard Size Tag
19	2900287	2	Rivet, 1/8" Dia.
20	1802090	2	Label, Wedge Locking Washer
21	6010873	1	Universal Hinge Assembly

ITEM	PART NO.	QTY	DESCRIPTION
22	6010871	2	Hinge Weldment, Universal
23	2900479	1	Cap Screw, Hex Hd., 3/4-10 x 4"
24	2900467	1	Lock Nut, 3/4-10 Nylon
25	2901356	4	Flat Washer, M10
26	2900321	4	Lock Washer, M10 Split
27	2900333	4	Cap Screw, Hex Hd., M10-1.5 x 25mm
28	2503824	1	Detent Pin, 3/4" x 3" Grip

30" Blade Guard Assembly #6010956

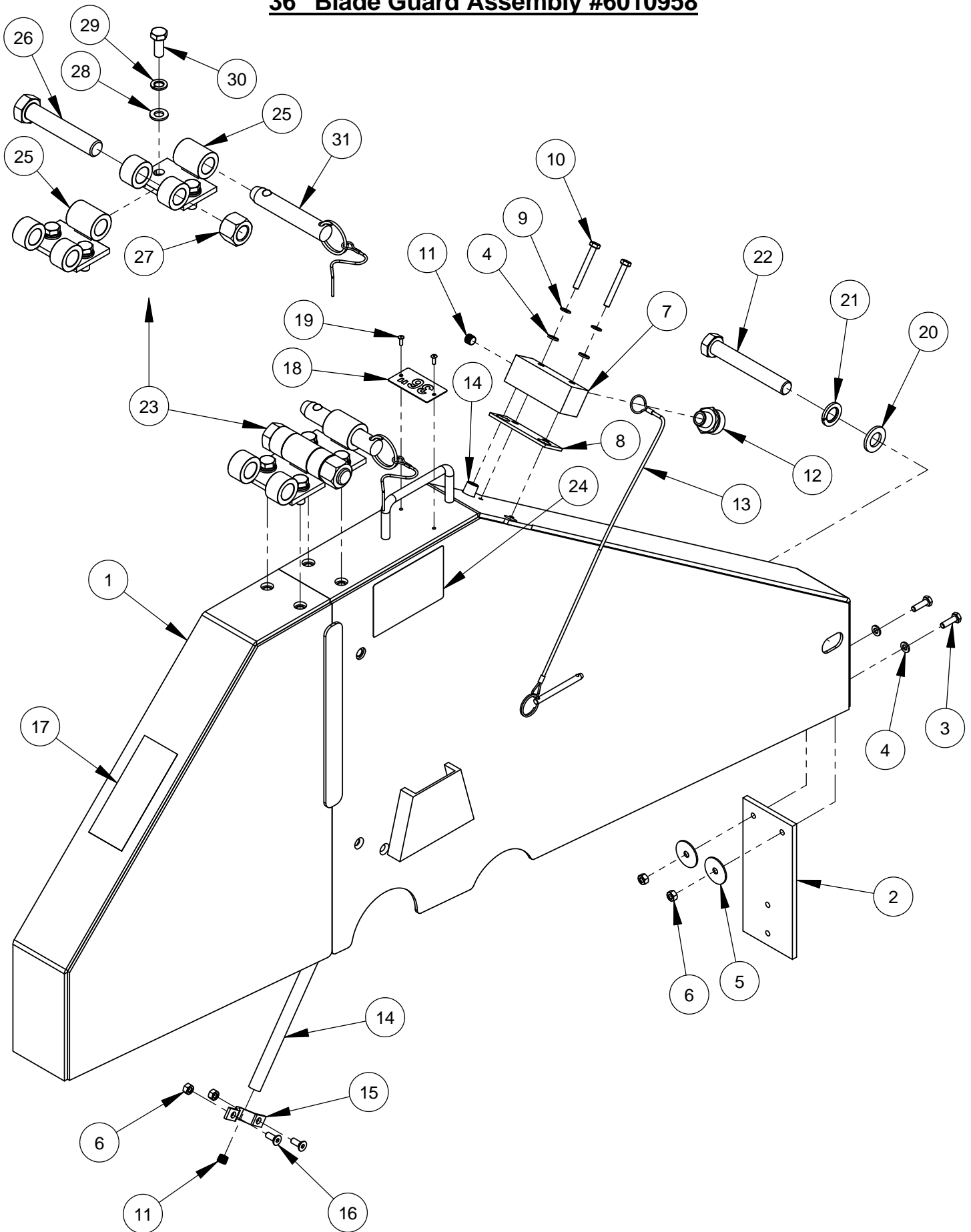


30" Blade Guard Assembly #6010956

ITEM	PART NO.	QTY.	DESCRIPTION
1	6010957	1	30" Blade Guard Front & Rear Only
2	6010081	1	Splash Flap
3	2900310	2	Cap Screw, Hex Hd., M6-1.0 x 20mm
4	2901494	4	Flat Washer, M6
5	2900083	2	Fender Washer, 1/4" x 1-1/4"
6	2900302	6	Lock Nut, M6-1.0 Nylon Insert
7	6010261	1	Water Manifold
8	2500830	1	Water Manifold Gasket
9	2900765	2	Lock Washer, M6 Split
10	2901355	2	Cap Screw, Hex Hd., M6-1.0 x 50mm
11	3200001	3	Plug, 1/8" NPT
12	3200002	1	Fitting, 3/8" M. Pipe to 3/4" M. Garden
13	2900279	1	Lanyard with Lock Pin
14	6010087	2	Water Tube for 30" Guard
15	6010873	1	Universal Hinge Assembly
16	6048155	2	Water Tube Clamp
17	2900308	4	Cap Screw, Flat Hd., M6-1.0 x 16mm
18	1800001	1	Warning Label
19	1801369G	1	Blade Guard Size Tag
20	2900287	2	Rivet, 1/8" Dia.
21	1802090	2	Label, Wedge Locking Washer

ITEM	PART NO.	QTY	DESCRIPTION
22	6010871	2	Hinge Weldment, Universal
23	2900479	1	Cap Screw, Hex Hd., 3/4-10 x 4"
24	2900467	1	Lock Nut, 3/4-10 Nylon
25	2901356	4	Flat Washer, M10
26	2900321	4	Lock Washer, M10 Split
27	2900333	4	Cap Screw, Hex Hd., M10-1.5 x 25mm
28	2503824	1	Detent Pin, 3/4" x 3" Grip

36" Blade Guard Assembly #6010958

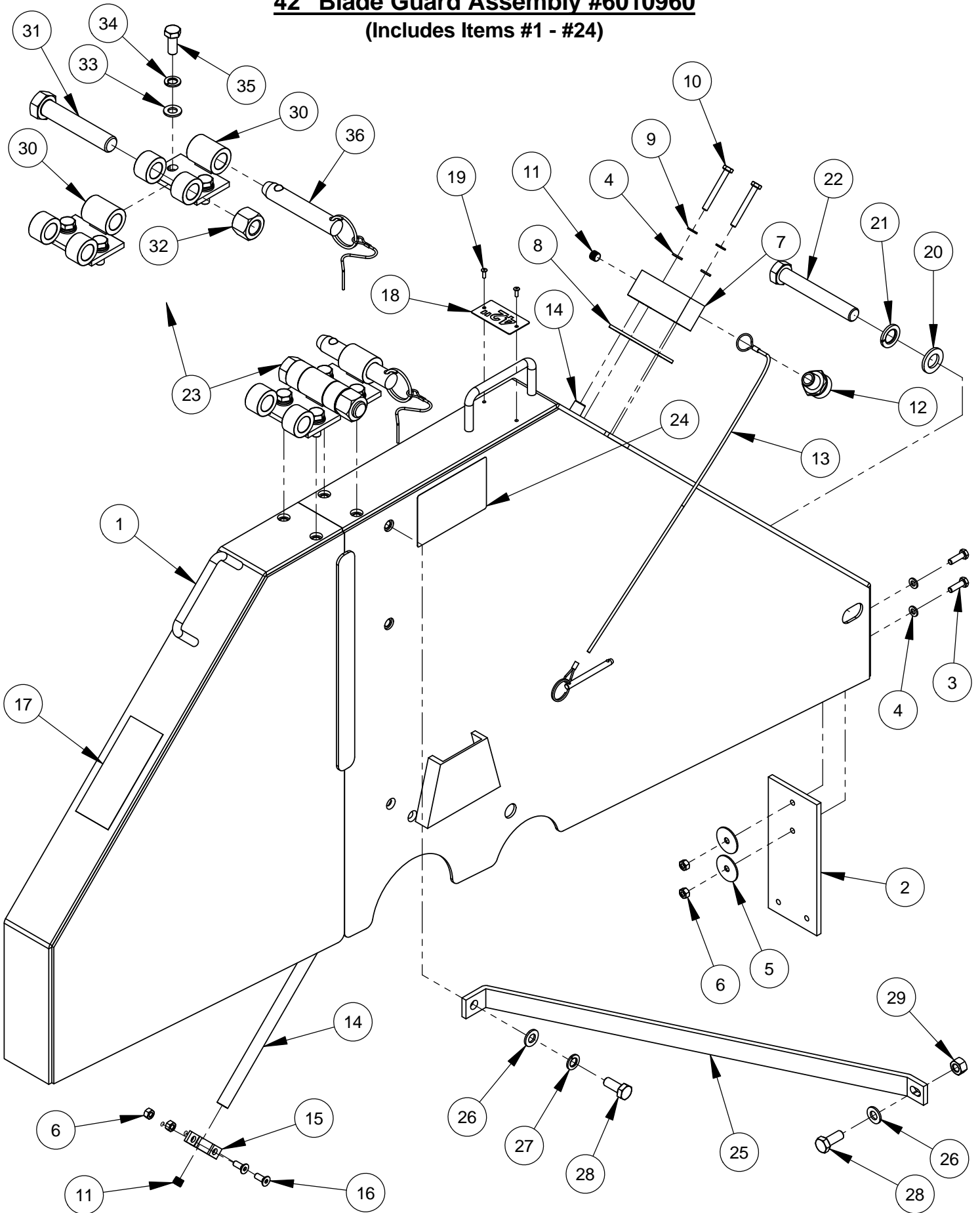


36" Blade Guard Assembly #6010958

ITEM	PART NO.	QTY.	DESCRIPTION
1	6010959	1	36" Blade Guard Front & Rear Only
2	6010081	1	Splash Flap
3	2900310	2	Cap Screw, Hex Hd., M6-1.0 x 20mm
4	2901494	4	Flat Washer, M6
5	2900083	2	Fender Washer, 1/4" x 1-1/4"
6	2900302	6	Lock Nut, M6-1.0 Nylon Insert
7	6010261	1	Water Manifold
8	2500830	1	Water Manifold Gasket
9	2900765	2	Lock Washer, M6 Split
10	2901355	2	Cap Screw, Hex Hd., M6-1.0 x 50mm
11	3200001	3	Plug, 1/8" NPT
12	3200002	1	Fitting, 3/8" M. Pipe to 3/4" M. Garden
13	2900280	1	Lanyard with Lock Pin
14	6010088	2	Water Tube for 36" Guard
15	6048155	2	Water Tube Clamp
16	2900308	4	Cap Screw, Flat Hd., M6-1.0 x 16mm
17	1800001	1	Warning Label
18	1801369H	1	Blade Guard Size Tag
19	2900639	2	Rivet, 1/8" Dia.
20	2901358	1	Flat Washer, M16
21	2900716	1	Lock Washer, M16 Split
22	2901349	1	Cap Screw, Hex Hd., M16-2.0 x 110mm
23	6010873	1	Universal Hinge Assembly
24	1802090	2	Label, Wedge Locking Washer

ITEM	PART NO.	QTY	DESCRIPTION
25	6010871	2	Hinge Weldment, Universal
26	2900479	1	Cap Screw, Hex Hd., 3/4-10 x 4"
27	2900467	1	Lock Nut, 3/4-10 Nylon
28	2901356	4	Flat Washer, M10
29	2900321	4	Lock Washer, M10 Split
30	2900333	4	Cap Screw, Hex Hd., M10-1.5 x 25mm
31	2503824	1	Detent Pin, 3/4" x 3" Grip

42" Blade Guard Assembly #6010960
(Includes Items #1 - #24)

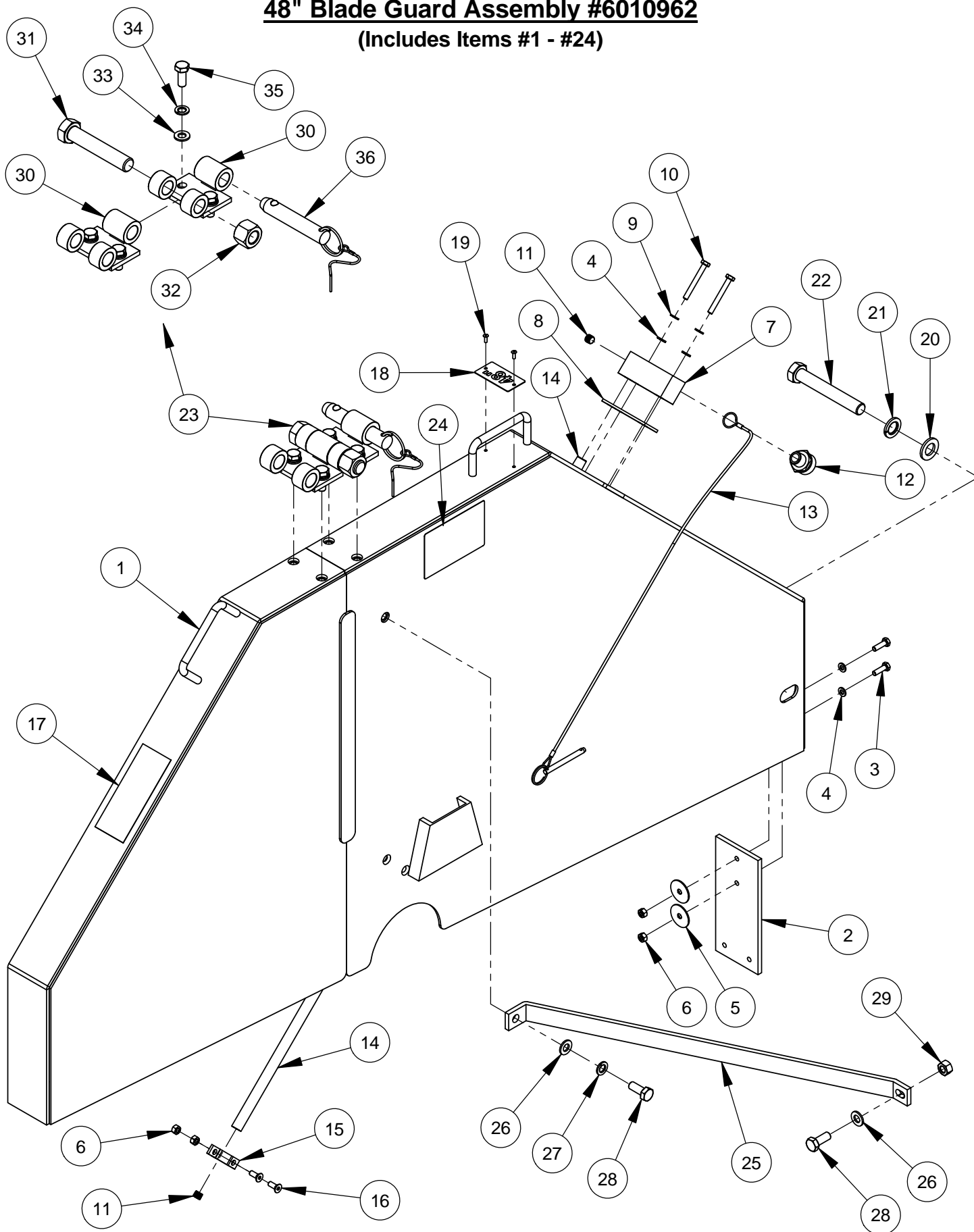


42" Blade Guard Assembly #6010960
(Includes Items #1 - #24)

ITEM	PART NO.	QTY.	DESCRIPTION
1	6010961	1	42" Blade Guard Front & Rear Only
2	6010081	1	Splash Flap
3	2900310	2	Cap Screw, Hex Hd., M6-1.0 x 20mm
4	2901494	4	Flat Washer, M6
5	2900083	2	Fender Washer, 1/4" x 1-1/4"
6	2900302	6	Lock Nut, M6-1.0 Nylon Insert
7	6048123	1	Water Manifold
8	2500829	1	Water Manifold Gasket
9	2900765	2	Lock Washer, M6 Split
10	2901355	2	Cap Screw, Hex Hd., M6-1.0 x 50mm
11	3200001	3	Plug, 1/8" NPT
12	3200002	1	Fitting, 3/8" M. Pipe to 3/4" M. Garden
13	2900280	1	Lanyard with Lock Pin
14	6010114	2	Water Tube for 42" Guard
15	6048155	2	Water Tube Clamp
16	2900308	4	Cap Screw, Flat Hd., M6-1.0 x 16mm
17	1800001	1	Warning Label
18	1801369I	1	Blade Guard Size Tag
19	2900639	2	Rivet, 1/8" Dia.
20	2901358	1	Flat Washer, M16
21	2900716	1	Lock Washer, M16 Split
22	2901349	1	Cap Screw, Hex Hd., M16-2.0 x 110mm
23	6010873	1	Universal Hinge Assembly
24	1802090	2	Label, Wedge Locking Washer
25	6013111	1	Blade Guard Brace
26	2901356	2	Flat Washer, M10
27	2900321	1	Lock Washer, M10 Split
28	2900333	2	Cap Screw, Hex Hd., M10-1.5 x 25mm
29	2900304	1	Lock Nut, M10-1.5 Nylon Insert

ITEM	PART NO.	QTY	DESCRIPTION
30	6010871	2	Hinge Weldment, Universal
31	2900479	1	Cap Screw, Hex Hd., 3/4-10 x 4"
32	2900467	1	Lock Nut, 3/4-10 Nylon
33	2901356	4	Flat Washer, M10
34	2900321	4	Lock Washer, M10 Split
35	2900333	4	Cap Screw, Hex Hd., M10-1.5 x 25mm
36	2503824	1	Detent Pin, 3/4" x 3" Grip

48" Blade Guard Assembly #6010962
(Includes Items #1 - #24)

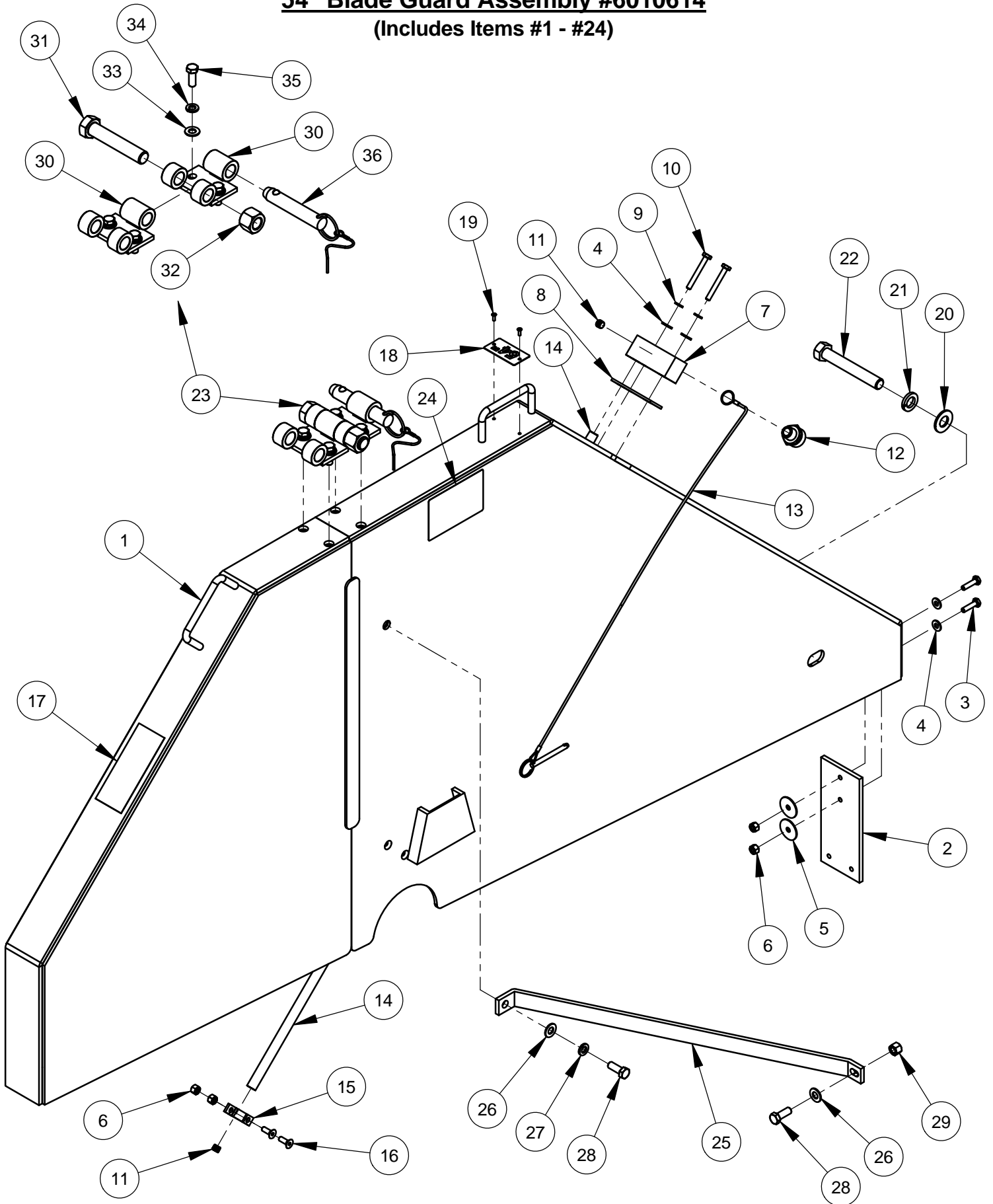


48" Blade Guard Assembly #6010962
(Includes Items #1 - #24)

ITEM	PART NO.	QTY.	DESCRIPTION
1	6010963	1	48" Blade Guard Front & Rear Only
2	6010081	1	Splash Flap
3	2900310	2	Cap Screw, Hex Hd., M6-1.0 x 20mm
4	2901494	4	Flat Washer, M6
5	2900083	2	Fender Washer, 1/4" x 1-1/4"
6	2900302	6	Lock Nut, M6-1.0 Nylon Insert
7	6048123	1	Water Manifold
8	2500829	1	Water Manifold Gasket
9	2900765	2	Lock Washer, M6 Split
10	2901355	2	Cap Screw, Hex Hd., M6-1.0 x 50mm
11	3200001	3	Plug, 1/8" NPT
12	3200002	1	Fitting, 3/8" M. Pipe to 3/4" M. Garden
13	2900281	1	Lanyard with Lock Pin
14	6010115	2	Water Tube for 48" Guard
15	6048155	2	Water Tube Clamp
16	2900308	4	Cap Screw, Flat Hd., M6-1.0 x 16mm
17	1800001	1	Warning Label
18	1801369J	1	Blade Guard Size Tag
19	2900639	2	Rivet, 1/8" Dia.
20	2901358	1	Flat Washer, M16
21	2900716	1	Lock Washer, M16 Split
22	2901349	1	Cap Screw, Hex Hd., M16-2.0 x 110mm
23	6010873	1	Universal Hinge Assembly
24	1802090	2	Label, Wedge Locking Washer
25	6013111	1	Blade Guard Brace
26	2901356	2	Flat Washer, M10
27	2900321	1	Lock Washer, M10 Split
28	2900333	2	Cap Screw, Hex Hd., M10-1.5 x 25mm
29	2900304	1	Lock Nut, M10-1.5 Nylon Insert

ITEM	PART NO.	QTY	DESCRIPTION
30	6010871	2	Hinge Weldment, Universal
31	2900479	1	Cap Screw, Hex Hd., 3/4-10 x 4"
32	2900467	1	Lock Nut, 3/4-10 Nylon
33	2901356	4	Flat Washer, M10
34	2900321	4	Lock Washer, M10 Split
35	2900333	4	Cap Screw, Hex Hd., M10-1.5 x 25mm
36	2503824	1	Detent Pin, 3/4" x 3" Grip

54" Blade Guard Assembly #6010614
(Includes Items #1 - #24)



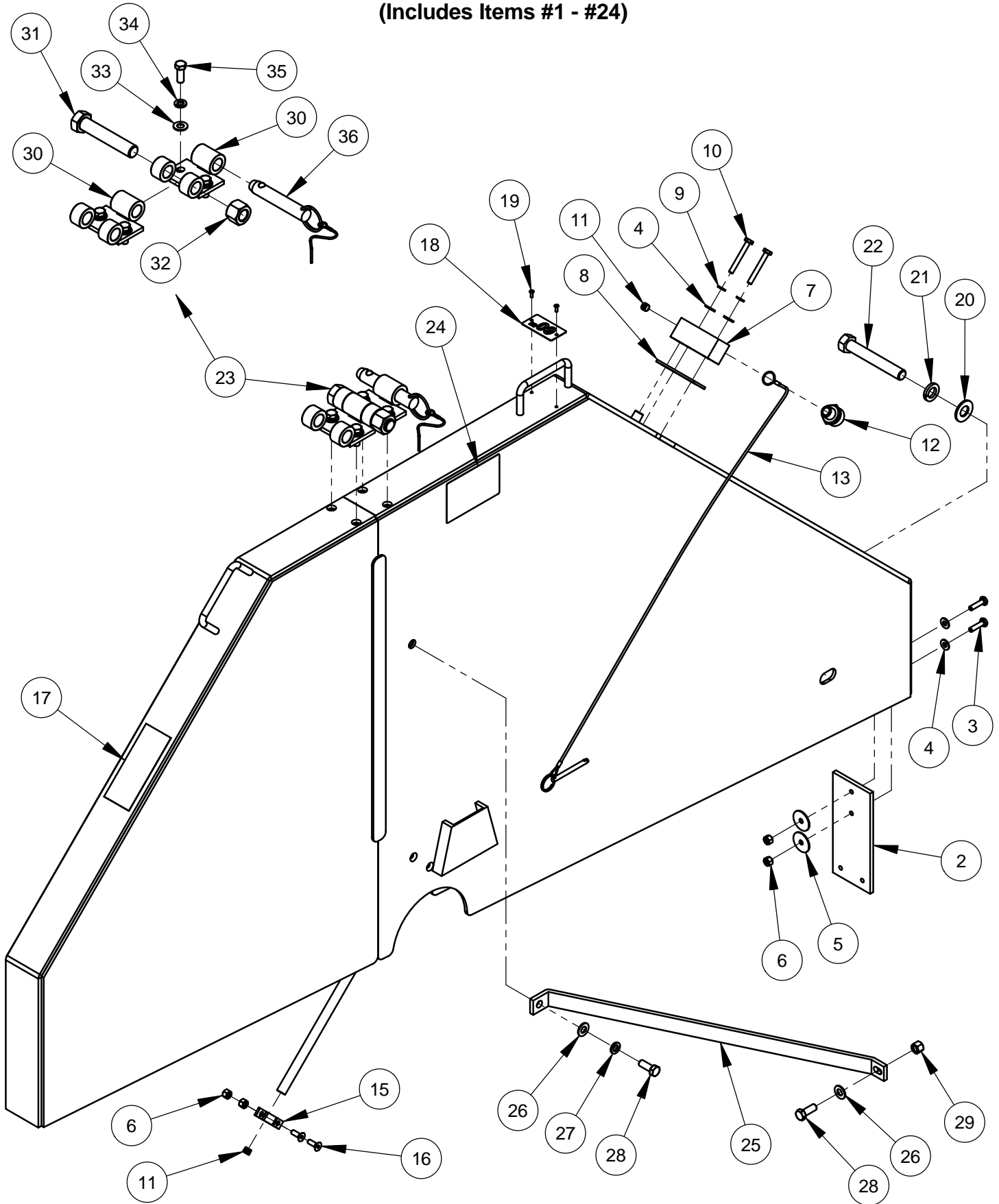
54" Blade Guard Assembly #6010614
(Includes Items #1 - #24)

ITEM	PART NO.	QTY.	DESCRIPTION
1	6010615	1	54" Blade Guard Front & Rear Only
2	6010081	1	Splash Flap
3	2900008	2	Cap Screw, Hex Hd., 1/4-20 x 1"
4	2900009	4	Flat Washer, 1/4" SAE
5	2900083	2	Fender Washer, 1/4" x 1-1/4"
6	2900010	6	Lock Nut, 1/4-20 Nylon
7	6010273	1	Water Manifold
8	2500859	1	Water Manifold Gasket
9	2900024	2	Lock Washer, 1/4" Split
10	2900294	2	Cap Screw, Hex Hd., 1/4-20 x 2"
11	3200001	3	Plug, 1/8" NPT
12	3200002	1	Fitting, 3/8" M. Pipe to 3/4" M. Garden
13	2900281	1	Lanyard with Lock Pin
14	6013023	2	Water Tube for 54" Guard
15	6048155	2	Water Tube Clamp
16	2900020	4	Cap Screw, Flat Hd., 1/4-20 x 3/4"
17	1800001	1	Warning Label
18	1801369K	1	Blade Guard Size Tag
19	2900639	2	Rivet, 1/8" Dia.
20	2900002	1	Flat Washer, 5/8" SAE
21	2900113	1	Lock Washer, 5/8" Split
22	2900601	1	Cap Screw, Hex Hd., 5/8-11 x 4-1/4"
23	6010872	1	Universal Hinge Assembly
24	1802090	2	Label, Wedge Locking Washer
25	6013111	1	Blade Guard Brace
26	2900014	2	Flat Washer, 3/8" SAE
27	2900006	1	Lock Washer, 3/8" Split
28	2900005	2	Cap Screw, Hex Hd., 3/8-16 x 1"
29	2900018	1	Lock Nut, 3/8-16 Nylon

ITEM	PART NO.	QTY	DESCRIPTION
30	6010871	2	Hinge Weldment, Universal
31	2900479	1	Cap Screw, Hex Hd., 3/4-10 x 4"
32	2900467	1	Lock Nut, 3/4-10 Nylon
33	2900014	4	Flat Washer, 3/8" SAE
34	2900006	4	Lock Washer, 3/8" Split
35	2900005	4	Cap Screw, Hex Hd., 3/8-16 x 1"
36	2503824	1	Detent Pin, 3/4" x 3" Grip

60" Blade Guard Assembly #6010616

(Includes Items #1 - #24)

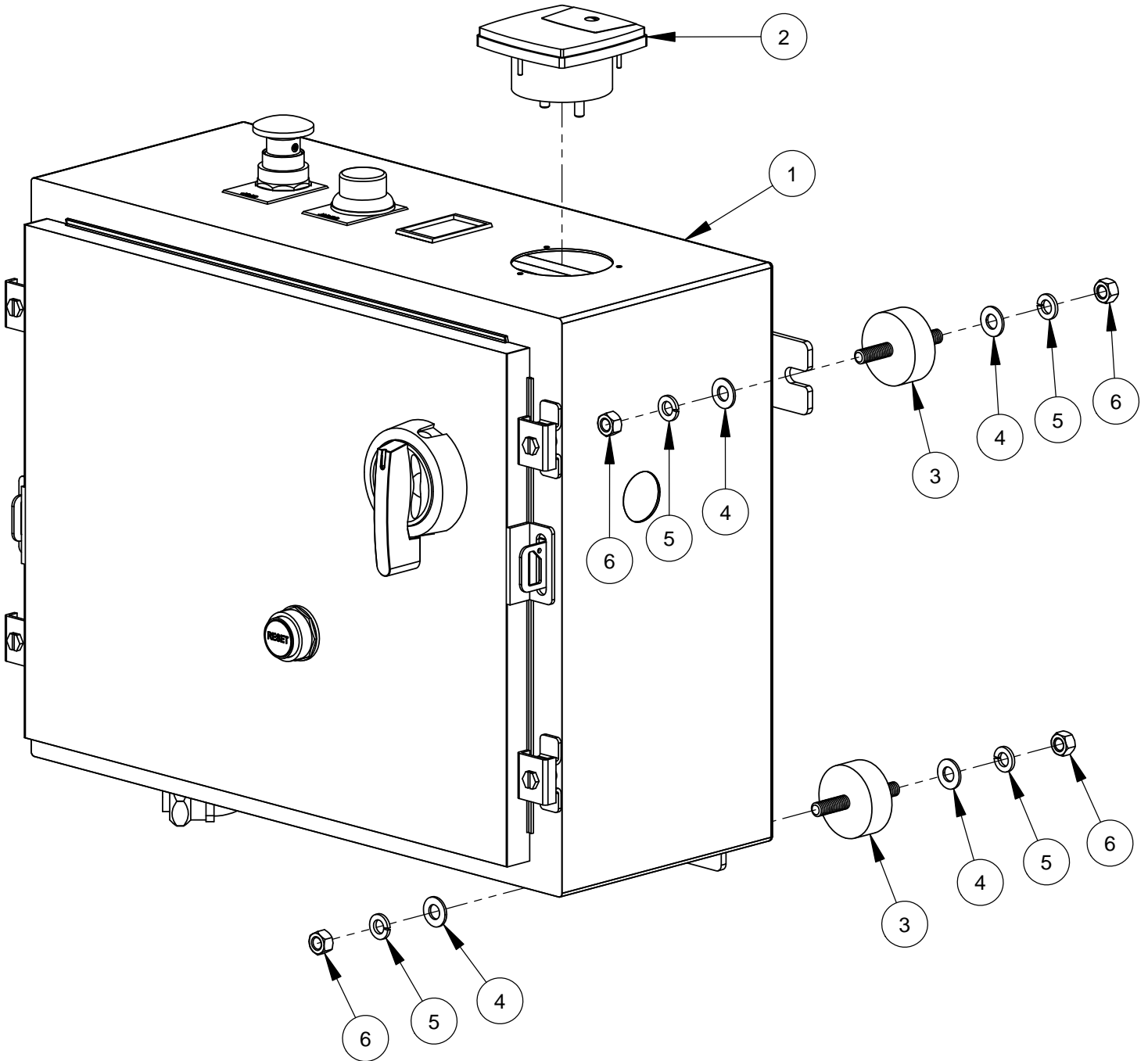


60" Blade Guard Assembly #6010616
(Includes Items #1 - #24)

ITEM	PART NO.	QTY.	DESCRIPTION
1	6010617	1	60" Blade Guard Front & Rear Only
2	6010081	1	Splash Flap
3	2900008	2	Cap Screw, Hex Hd., 1/4-20 x 1"
4	2900009	4	Flat Washer, 1/4" SAE
5	2900083	2	Fender Washer, 1/4" x 1-1/4"
6	2900010	6	Lock Nut, 1/4-20 Nylon
7	6010273	1	Water Manifold
8	2500859	1	Water Manifold Gasket
9	2900024	2	Lock Washer, 1/4" Split
10	2900294	2	Cap Screw, Hex Hd., 1/4-20 x 2"
11	3200001	3	Plug, 1/8" NPT
12	3200002	1	Fitting, 3/8" M. Pipe to 3/4" M. Garden
13	2900281	1	Lanyard with Lock Pin
14	6013092	2	Water Tube for 60" Guard
15	6048155	2	Water Tube Clamp
16	2900020	4	Cap Screw, Flat Hd., 1/4-20 x 3/4"
17	1800001	1	Warning Label
18	1801369L	1	Blade Guard Size Tag
19	2900639	2	Rivet, 1/8" Dia.
20	2900002	1	Flat Washer, 5/8" SAE
21	2900113	1	Lock Washer, 5/8" Split
22	2900601	1	Cap Screw, Hex Hd., 5/8-11 x 4-1/4"
23	6010872	1	Universal Hinge Assembly
24	1802090	2	Label, Wedge Locking Washer
25	6013111	1	Blade Guard Brace
26	2900014	2	Flat Washer, 3/8" SAE
27	2900006	1	Lock Washer, 3/8" Split
28	2900005	2	Cap Screw, Hex Hd., 3/8-16 x 1"
29	2900018	1	Lock Nut, 3/8-16 Nylon

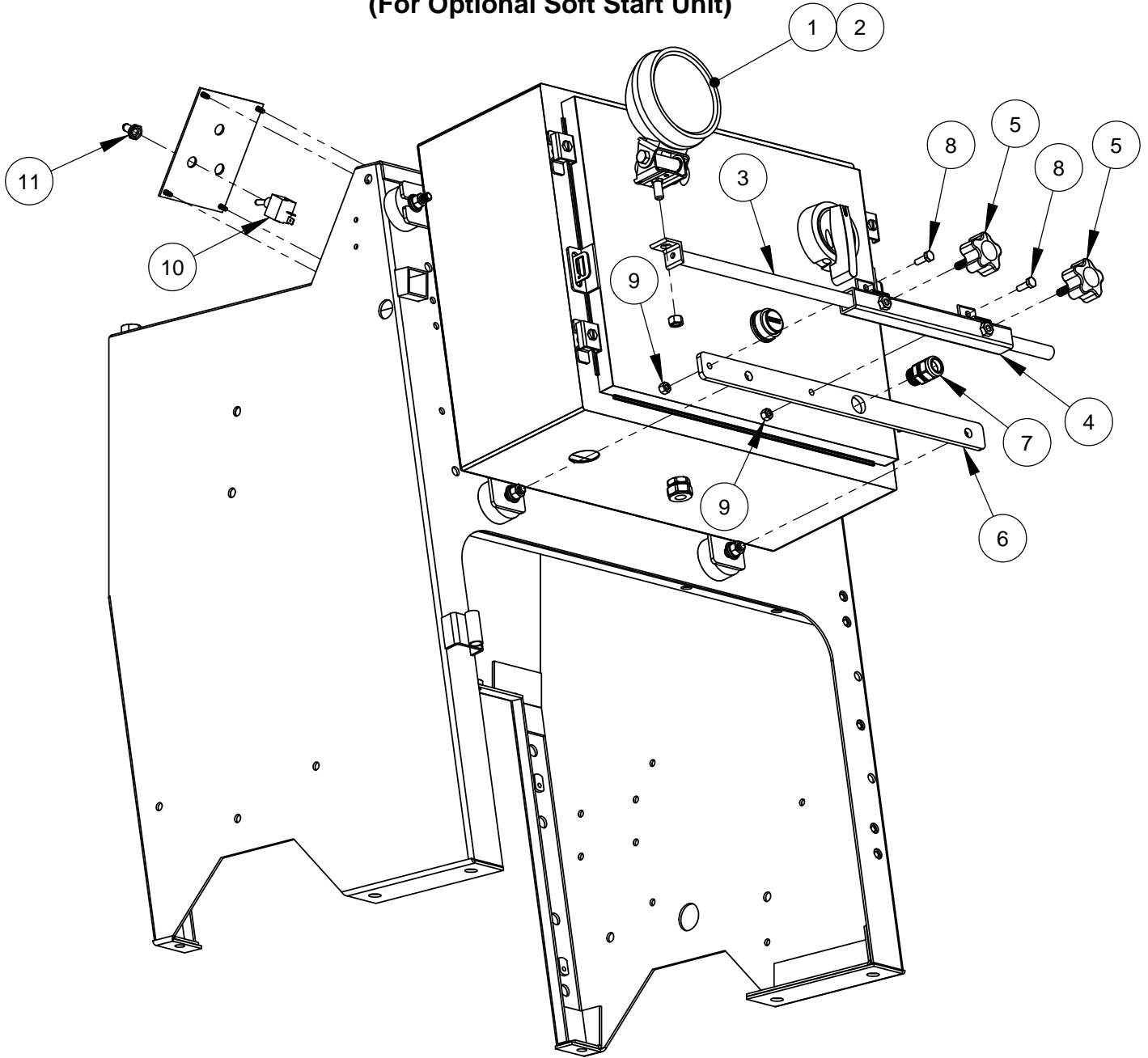
ITEM	PART NO.	QTY	DESCRIPTION
30	6010871	2	Hinge Weldment, Universal
31	2900479	1	Cap Screw, Hex Hd., 3/4-10 x 4"
32	2900467	1	Lock Nut, 3/4-10 Nylon
33	2900014	4	Flat Washer, 3/8" SAE
34	2900006	4	Lock Washer, 3/8" Split
35	2900005	4	Cap Screw, Hex Hd., 3/8-16 x 1"
36	2503824	1	Detent Pin, 3/4" x 3" Grip

Optional Soft Start Unit Assembly #6012181



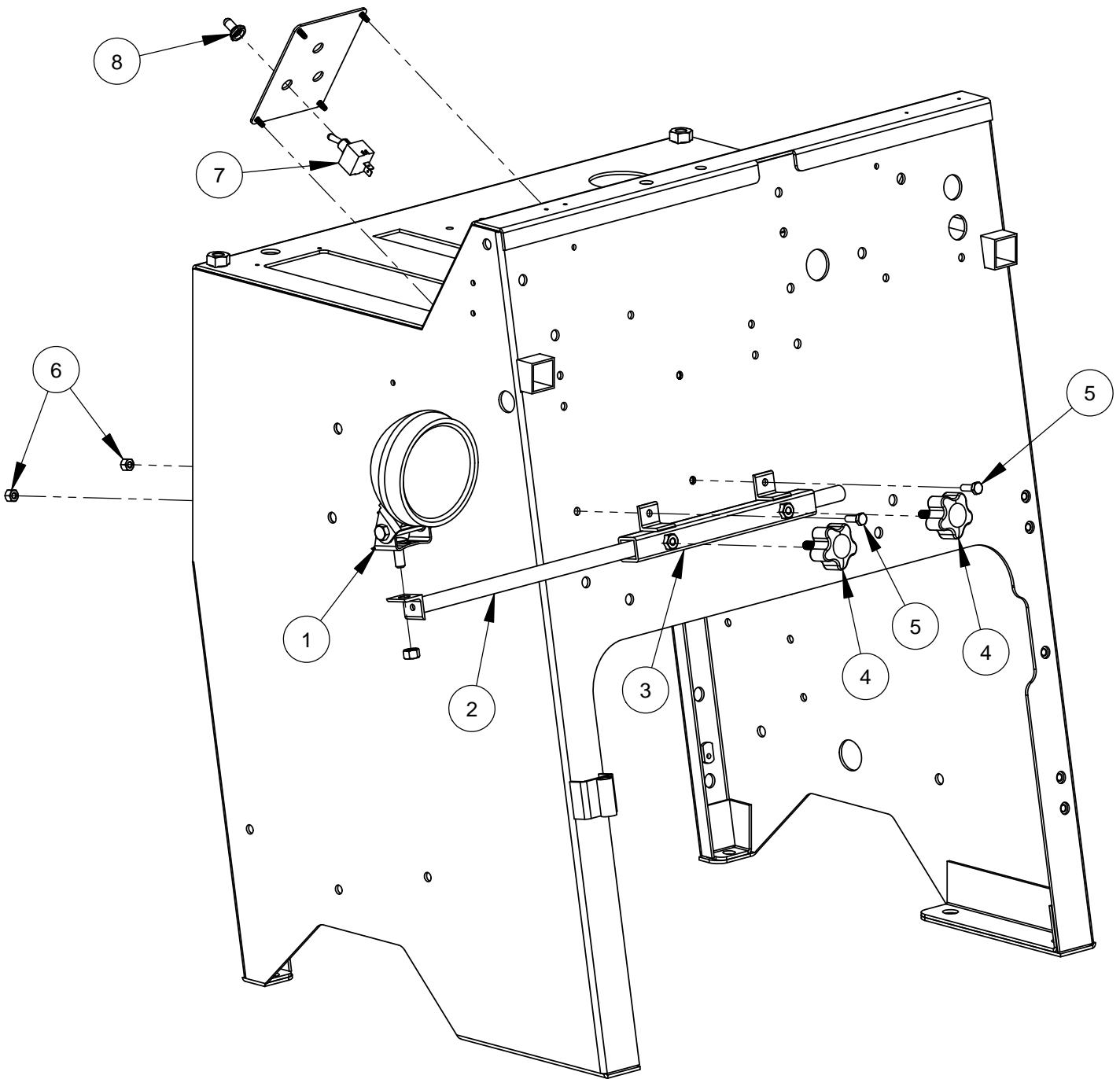
ITEM	PART NO.	QTY.	DESCRIPTION
1	2800650	1	Soft Start Control Box
2	2800344	1	Amp Meter 50HP
3	2500678	4	Vibration Isolator, 3/8-16
4	2900014	8	Flat Washer, 3/8" SAE
5	2900006	8	Lock Washer, 3/8" Split
6	2900033	8	Hex Nut, 3/8-16

Optional Spot Light Assembly #6012182
(For Optional Soft Start Unit)



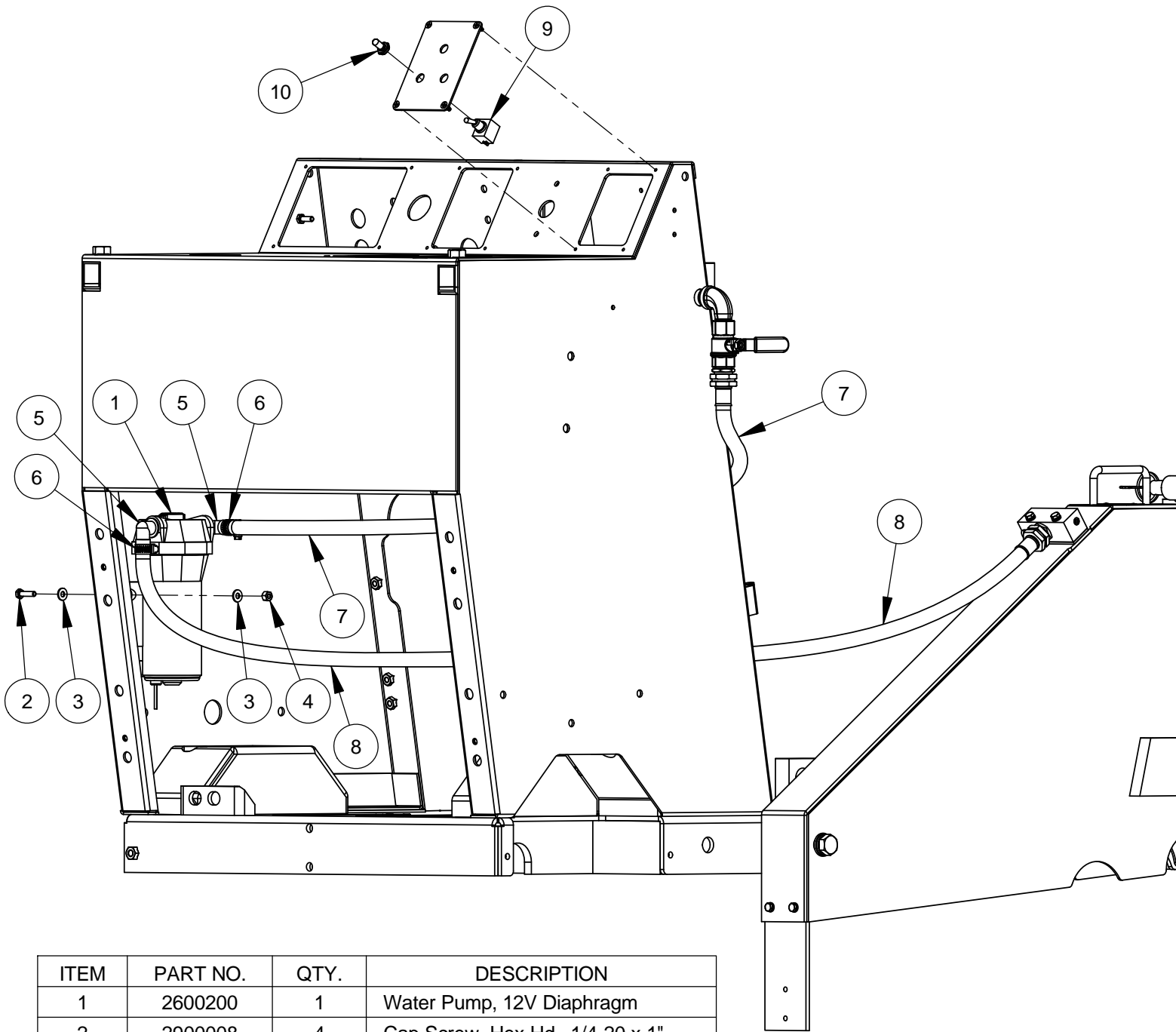
ITEM	PART NO.	QTY.	DESCRIPTION
1	2500194	1	Spot Light, 12 Volt
2	6017086	1	Coiled Light Cord (1 Foot)
3	6010106	1	Light Bar
4	6010107	1	Light Bar Mount Bracket
5	2400157	2	Hand Lock Knob, 5/16-18 x 1"
6	6012183	1	Light Attachment Bar
7	2800623	1	Cord Grip, 1/2" NPT Nylon
8	2900144	2	Cap Screw, Hex Hd., 1/4-20 x 3/4"
9	2900010	2	Lock Nut, 1/4-20 Nylon
10	2800062	1	Toggle Switch On/Off
11	2800063	1	Switch Boot

Optional Spot Light Assembly #6010112



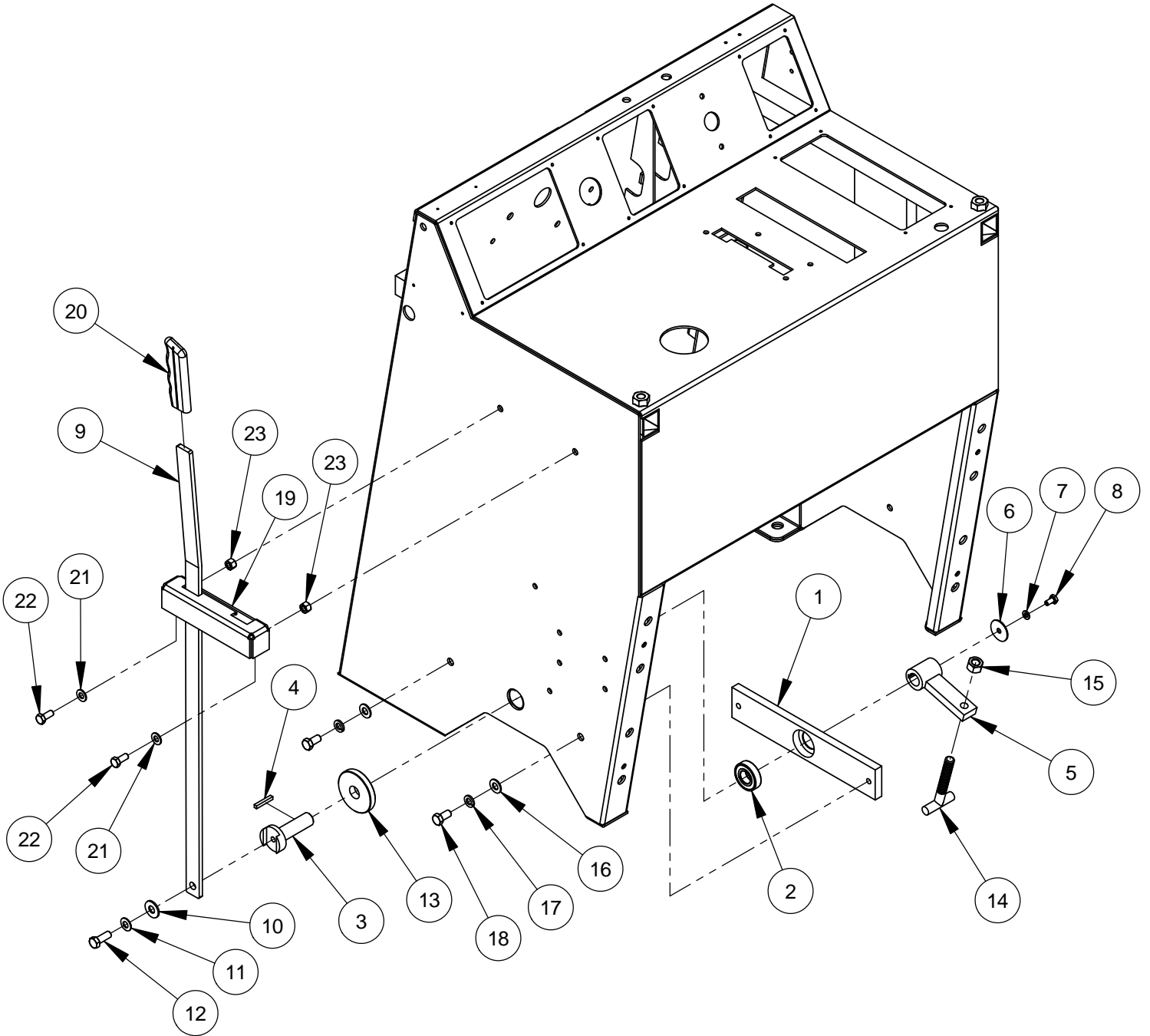
ITEM	PART NO.	QTY.	DESCRIPTION
1	2500194	1	Spot Light, 12 Volt
2	6010106	1	Light Bar
3	6010107	1	Light Bar Mount Bracket
4	2400157	2	Hand Lock Knob, 5/16-18 x 1"
5	2900144	2	Cap Screw, Hex Hd., 1/4-20 x 3/4"
6	2900010	2	Lock Nut, 1/4-20 Nylon
7	2800062	1	Toggle Switch On/Off
8	2800063	1	Toggle Switch Boot

Optional Water Pump Assembly #6011032



ITEM	PART NO.	QTY.	DESCRIPTION
1	2600200	1	Water Pump, 12V Diaphragm
2	2900008	4	Cap Screw, Hex Hd., 1/4-20 x 1"
3	2900009	8	Flat Washer, 1/4" SAE
4	2900010	4	Lock Nut, 1/4-20 Nylon
5	2701694	2	Port Fitting, 1/2" Barb x 90 Degree
6	3200016	2	Hose Clamp #8
7	6010302	1	Water Hose Assembly 48"
8	6010303	1	Water Hose Assembly 60"
9	2800062	1	Toggle Switch On/Off
10	2800063	1	Toggle Switch Boot

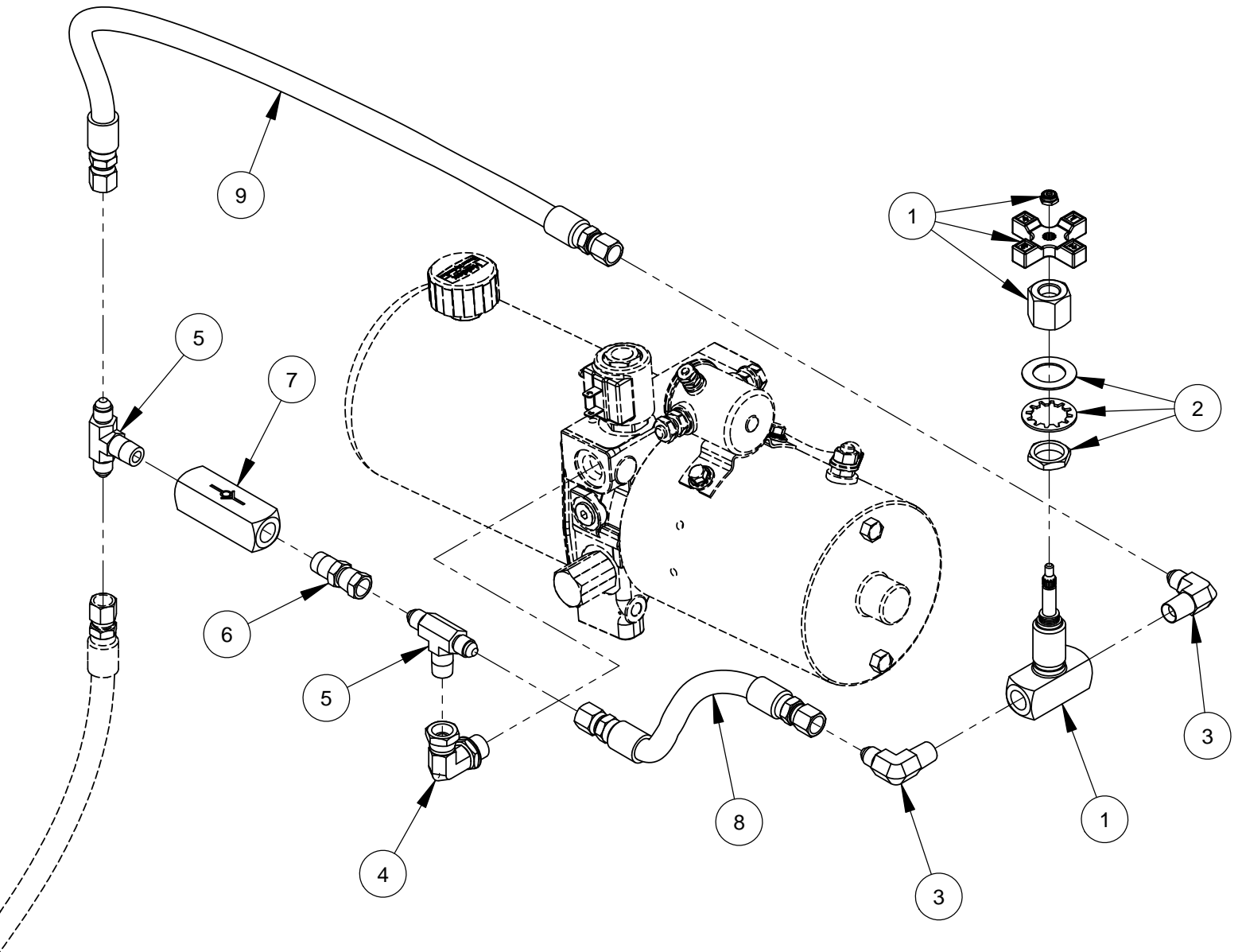
Optional Parking Brake Assembly #6011228



Optional Parking Brake Assembly #6011228

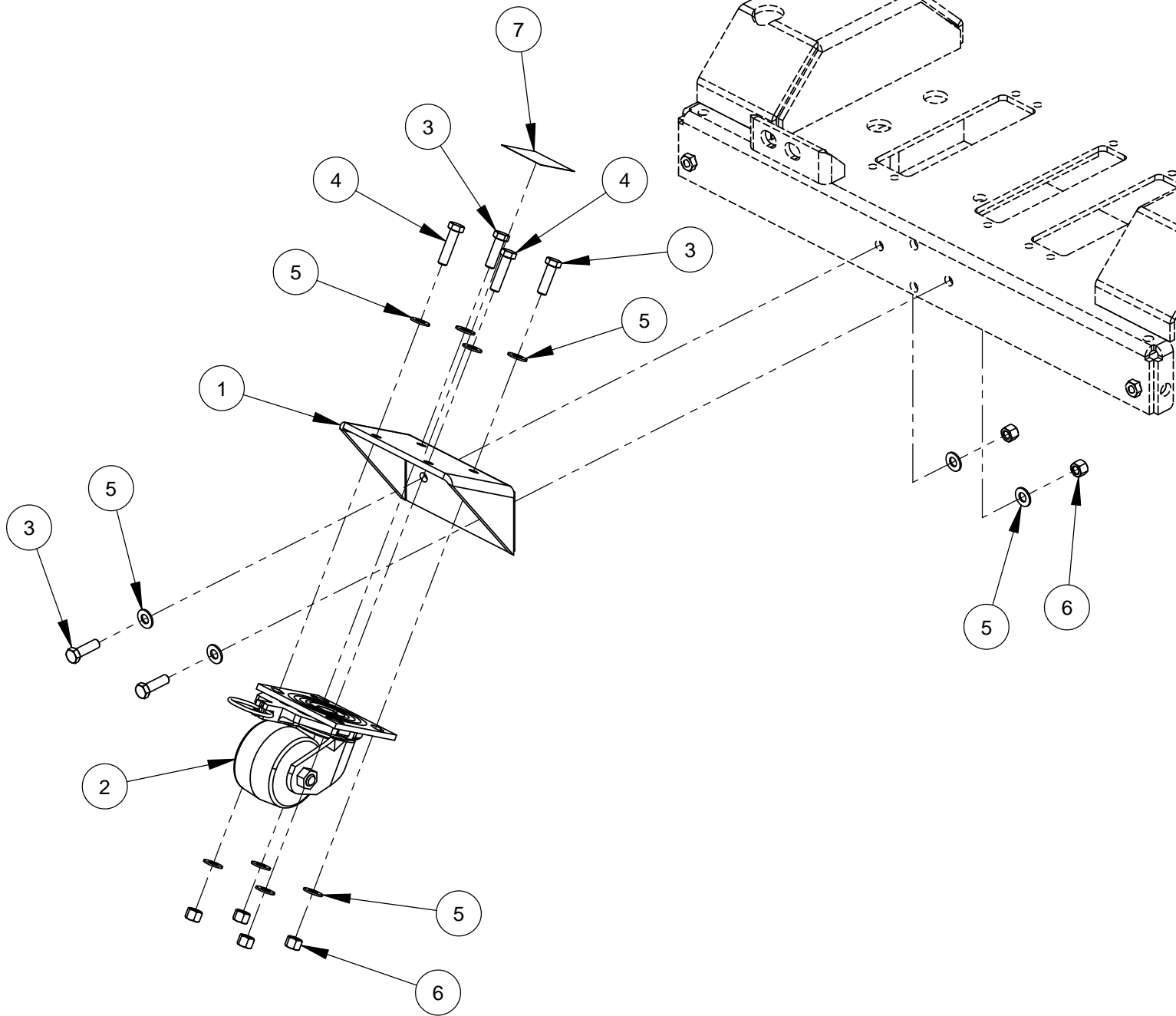
ITEM	PART NO.	QTY.	DESCRIPTION
1	6011229	1	Bearing Housing Bar
2	2501664	1	Ball Bearing, 3/4" x 1-5/8" x 7/16"
3	6011230	1	Pivot Pin
4	6048229	1	Key, 3/16" Sq. x 1-1/4"
5	6011231	1	Pivot Arm
6	2900083	1	Fender Washer, 1/4" x 1-1/4"
7	2900024	1	Lock Washer, 1/4" Split
8	2900082	1	Cap Screw, Hex Hd., 1/4-20 x 1/2"
9	6011232	1	Brake Lever
10	2900473	1	Flat Washer, 3/8" USS
11	2900474	1	Belleville Washer, 3/8"
12	2900005	1	Cap Screw, Hex Hd., 3/8-16 x 1"
13	6011234	1	Friction Disc, 3/4" x 2-1/2" x 3/8"
14	2900632	1	T-Bolt, 1/2-13
15	2900037	1	Hex Nut, 1/2-13
16	2900014	2	Flat Washer, 3/8" SAE
17	2900006	2	Lock Washer, 3/8" Split
18	2900196	2	Cap Screw, Hex Hd., 3/8-16 x 3/4"
19	6011233	1	Lever Gate
20	2500002	1	Lever Grip
21	2900022	2	Flat Washer, 5/16" SAE
22	2900019	2	Cap Screw, Hex Hd., 5/16-18 x 3/4"
23	2900039	2	Lock Nut, 5/16-18 Nylon

Optional Lowering Speed Metering Valve Assembly #6010227



ITEM	PART NO.	QTY.	DESCRIPTION
1	3200211	1	Valve, 1/4" Metering
2	3200212	1	Panel Mounting Kit
3	3200057	2	Elbow, 1/4" M. Pipe to 1/4" M. JIC
4	3200115	1	Elbow, 3/8" O-Ring to 1/4" F. Pipe
5	3200213	2	Tee, 1/4" M. JIC to 1/4" M. Pipe
6	3200219	1	Adapter, 1/4" M. Pipe to 1/4" F. JIC
7	3200218	1	Check Valve
8	6010247	1	Hose Assembly, 8" Long
9	6010248	1	Hose Assembly, 20" Long

Optional Bogie Wheel Assembly #6013100



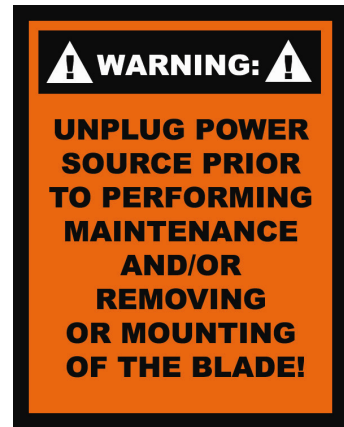
ITEM	PART NO.	QTY.	DESCRIPTION
1	6013099	1	Caster Mounting Brace
2	2500654	1	Caster with Swivel Lock
3	2900013	4	Cap Screw, Hex Hd., 3/8-16 x 1-1/4"
4	2900029	2	Cap Screw, Hex Hd., 3/8-16 x 1-1/2"
5	2900014	12	Flat Washer, 3/8" SAE
6	2900018	6	Locknut, 3/8-16, Nylon
7	1800389	1	Warning Label

Decal Group

CORE CUT

CC7200

CORE CUT DECAL
#1800093 (Qty. 3)



WARNING DECAL
#1801075

DIAMOND PRODUCTS **CORE CUT** 333 PROSPECT STREET, ELYRIA, OHIO 44025 USA, PHONE 1-800-321-5339, www.diamondproducts.com

CC7240E / CC7250E RPM CHART

BLADE SIZE	BLADE RPM	JACKSHAFT SHEAVE	MOTOR SHEAVE	MOTOR RPM	BELT SIZE	FLANGE SIZE	MAX CUT DEPTH
26"	1,750	4.75"	6.9"	1,800	3VX560	6"	9-3/4"
30"	1,750	4.75"	6.9"	1,800	3VX560	6"	11-3/4"
36"	1,150	5"	4.75"	1,800	3VX530	6"	14-3/4"
42"	1,150	5"	4.75"	1,800	3VX530	8"	16-3/4"
48"	825	6.9"	4.75"	1,800	3VX560	8"	19-3/4"
54"	825	6.9"	4.75"	1,800	3VX560	8"	22-3/4"
60"	825	6.9"	4.75"	1,800	3VX560	10"	24-3/4"

WARNING

- Always check the bladehaft RPM before mounting blade.
- Only use blades with a rated speed higher than the bladehaft speed.
- Never exceed the maximum RPM stamped on blade. Exceeding the blade can cause blade breakage and serious personal injury.
- When changing blade size, always adjust bladehaft RPM according to the speed chart to match recommended blade RPM.
- Do not use a blade flange size smaller than indicated for each blade.
- Never operate saw without the blade guard in place or when cutting blade exposure to exceed 100 degrees.
- Never adjust or trim with the blade switch when starting or operating saw.
- Never use damaged blades or equipment.
- Refer to operator's manual for additional information about safety, operation and maintenance.

ADVERTENCIA

- Siempre cheque la velocidad de rotación de RPM del eje de la hoja de la corona antes de montar la hoja.
- Solo use hojas con una velocidad superior a la velocidad recomendada para la corona.
- Nunca exceda la velocidad máxima indicada en la hoja. Exceder la velocidad puede causar rotura de la hoja y lesiones personales graves.
- Al cambiar el tamaño de la hoja, siempre ajuste la velocidad de rotación de RPM del eje de la corona de acuerdo a la velocidad recomendada para el tamaño de la hoja.
- No use una flange de tamaño menor a la indicada para cada hoja.
- Nunca opere la sierra sin el guardablanco en su lugar o cuando la exposición de la hoja exceda los 100 grados.
- Nunca ajuste o corte con el interruptor de la hoja cuando se está iniciando o operando la sierra.
- Nunca use hojas dañadas o equipo.
- Consulte el manual del operador para obtener información adicional sobre seguridad, operación y mantenimiento.

RPM CHART DECAL
#1800584



WARNING DECAL
#1800001

SAW LABELS SHEET
#1800351

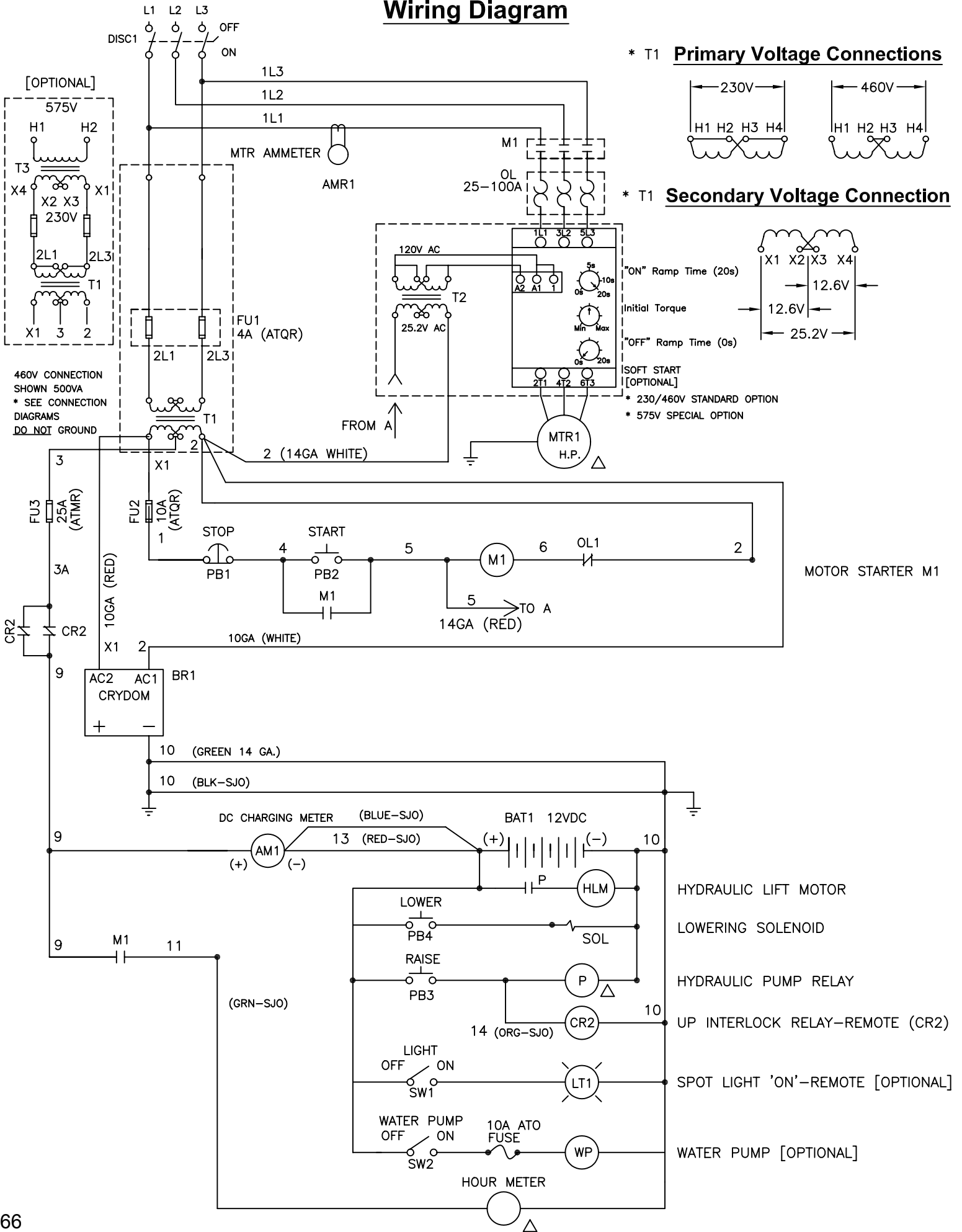
RECOMMENDED POWER CORD GAUGE

HORSE POWER	PHASE	VOLTAGE	AMPS	50F. CORD	100F. CORD	150F. CORD	200 F. CORD
5hp	1ph	230v	23A	#10	#8	#6	#4
5hp	3ph	230v	12A	#14	#12	#10	#8
5hp	3ph	480v	6A	#14	#12	#10	#8
7.5hp	1ph	230v	33A	#8	#6	#4	#2
10hp	3ph	230v	24A	#10	#8	#6	#4
10hp	3ph	480v	12A	#14	#12	#10	#8
20hp	3ph	230v	52A	#6	#4	#2	#0
20hp	3ph	480v	26A	#10	#8	#6	#4
25hp	3ph	230v	58A	#6	#4	#2	#0
25hp	3ph	480v	28A	#10	#8	#6	#4
30hp	3ph	230v	74A	#6	#4	#2	#0
30hp	3ph	480v	37A	#8	#6	#4	#2
40hp	3ph	480v	48A	#8	#6	#4	#2
50hp	3ph	480v	62A	#4	#2	#0	#0

CAUTION: Use of a wire gauge that is too small will cause loss of power or overheating and will damage the electric motor.

POWER CORD DECAL
#1800376

Wiring Diagram



Blade Speed Conversion Charts

WARNING: Do not exceed blade speed (RPM) shown for each blade size.
Excessive blade speed could result in blade breakage and serious personal injury!

Blade Size	Blade Shaft No Load RPM	Jack Shaft Sheave Size	Motor		Max. Depth of Cut
			No Load RPM	Sheave Size	
26"	1,750	4.75"	1,800	6.9"	9-3/4"
30"	1,750	4.75"	1,800	6.9"	11-3/4"
36"	1,150	5"	1,800	4.75"	14-3/4"
42"	1,150	5"	1,800	4.75"	16-3/4"
48"	825	6.9"	1,800	4.75"	19-3/4"
54"	825	6.9"	1,800	4.75"	22-3/4"
60"	630	7.6"	1,800	4"	24-3/4"

WARNING: When changing blade size, use chart shown below for selecting items that must be changed.

Model CC7200E	26"	30"	36"	42"	48"	54"	60"
Blade Guard Assembly	6010954	6010956	6010958	6010960	6010962	6010614	6010616
Motor Sheave Bushing, 2-1/8" Bore (Sheave Size)	2500509 2500934 (6.9")	2500509 2500934 (6.9")	2500633 2500398 (4.75")	2500633 2500398 (4.75")	2500633 2500398 (4.75")	2500633 2500398 (4.75")	2501380 2501992 (4")
Jackshaft Sheave Bushing, 2" Bore (Sheave Size)	2500633 2500937 (4.75")	2500633 2500937 (4.75")	2500655 2500937 (5")	2500655 2500937 (5")	2500509 2500153 (6.9")	2500509 2500153 (6.9")	6010287 2500210 (7.6")
Drive Belts (10) (Belt Size)	2500188 (3VX560)	2500188 (3VX560)	2500438 (3VX530)	2500438 (3VX530)	2500188 (3VX560)	2500188 (3VX560)	2500188 (3VX560)
Inner Flanges (2) (Flange Size)	6010038 (6")	6010038 (6")	6010038 (6")	6013017 (8")	6013017 (8")	6013017 (8")	6040039 (10")
Outer Flanges (2) (Flange Size)	6010039 (6")	6010039 (6")	6010039 (6")	6013018 (8")	6013018 (8")	6013018 (8")	6040040 (10")
Skid Plate Mounting Holes	Bottom Set	Bottom Set	Bottom Set	Middle Set	Middle Set	Middle Set	Top Set

EQUIPMENT AND PARTS WARRANTY

Diamond Products warrants all equipment manufactured by it against defects in workmanship or materials for a period of one (1) year from the date of shipment to Customer.

The responsibility of Diamond Products under this Warranty is limited to replacement or repair of defective parts at Diamond Products' Elyria, Ohio factory, or at a point designated by it, of such parts as shall appear to us upon inspection at such parts, to have been defective in material or workmanship, with expense for transportation and labor borne by Customer.

In no event shall Diamond Products be liable for consequential or incidental damages arising out of the failure of any Product to operate properly.

Integral units such as engines, electric motors, batteries, transmissions, etc., are excluded from this Warranty and are subject to the prime manufacturer's warranty.

THIS WARRANTY IS IN LIEU OF ALL OTHER WARRANTIES, EXPRESSED OR IMPLIED, AND ALL SUCH OTHER WARRANTIES ARE HEREBY DISCLAIMED.



333 Prospect Street, Elyria, Ohio 44035
(440) 323-4616 • (800) 321-5336 • Fax (440) 323-8689
www.diamondproducts.com