



# CONCRETE SAW PARTS LIST

**MODEL  
CC7272**

May 2018

Part #1800332

## CC7272 RPM CHART

BLADE SIZE	BLADE RPM	JACKSHAFT SHEAVE	ENGINE SHEAVE	ENGINE RPM	BELT SIZE	FLANGE SIZE	MAX CUT DEPTH
26"	1,850	4"	4"	2,800	3VX475	6"	9-3/4"
30"	1,850	4"	4"	2,800	3VX475	6"	11-3/4"
36"	1,325	5.6"	4"	2,800	3VX500	6"	14-3/4"
42"	1,325	5.6"	4"	2,800	3VX500	8"	16-3/4"
48"	975	7.6"	4"	2,800	3VX530	8"	19-3/4"
54"	975	7.6"	4"	2,800	3VX530	8"	22-3/4"
60"	800	7.6"	4"	2,300	3VX530	10"	24-3/4"

### ⚠️ WARNING

- Always check the bladeshaft RPM before mounting blade.
- Only use blades with a rated speed higher than the bladeshaft speed.
- Never exceed the maximum RPM stamped on blade. Overspeeding the blade can cause blade breakage and serious personal injury.
- When changing blade size, always adjust bladeshaft RPM according to the speed chart to match recommended blade RPM.
- Do not use a blade flange size smaller than indicated for each blade.
- Never operate saw without the blade guard in place or allow rotating blade exposure to exceed 180 degrees.
- Never stand in line with the blade path when starting or operating saw.
- Never use damaged blades or equipment.
- Refer to operator's manual for additional information about safety, operation and maintenance.

### ⚠️ ADVERTENCIA

- Asegúrese de verificar la velocidad en RPM del eje de la hoja de sierra antes de montar la hoja.
- Use solamente hojas de sierras cuyas velocidades de operación fueron establecidas para velocidades superiores a las velocidades del eje de hoja.
- Nunca exceda la velocidad de operación máxima en RPM estampada en la hoja de sierra. Operar la hoja a una velocidad superior a la establecida pueda causar la rotura de la hoja y serias lesiones corporales.
- Cuando cambie el tamaño de la hoja de sierra, asegúrese de ajustar la velocidad en RPM del eje de hoja de acuerdo con la velocidad mencionada en la tabla para que concuerde con la velocidad en RPM establecida para la hoja de sierra.
- No utilice un tamaño más pequeño de pestañas de hoja de sierra que el indicado en cada hoja de sierra.
- Nunca opere la sierra sin haber colocado los protectores en sus lugares correspondientes ni permita que la parte expuesta de la hoja de sierra en rotación exceda los 180 grados.
- No se coloque en la misma dirección que va la hoja de la sierra al arrancar la sierra o cuando esté operando la sierra.
- Nunca use equipos ni hojas de sierras que están dañados.
- Para obtener más información sobre la seguridad de operación, funcionamiento y mantenimiento del equipo, lea el manual del operador.

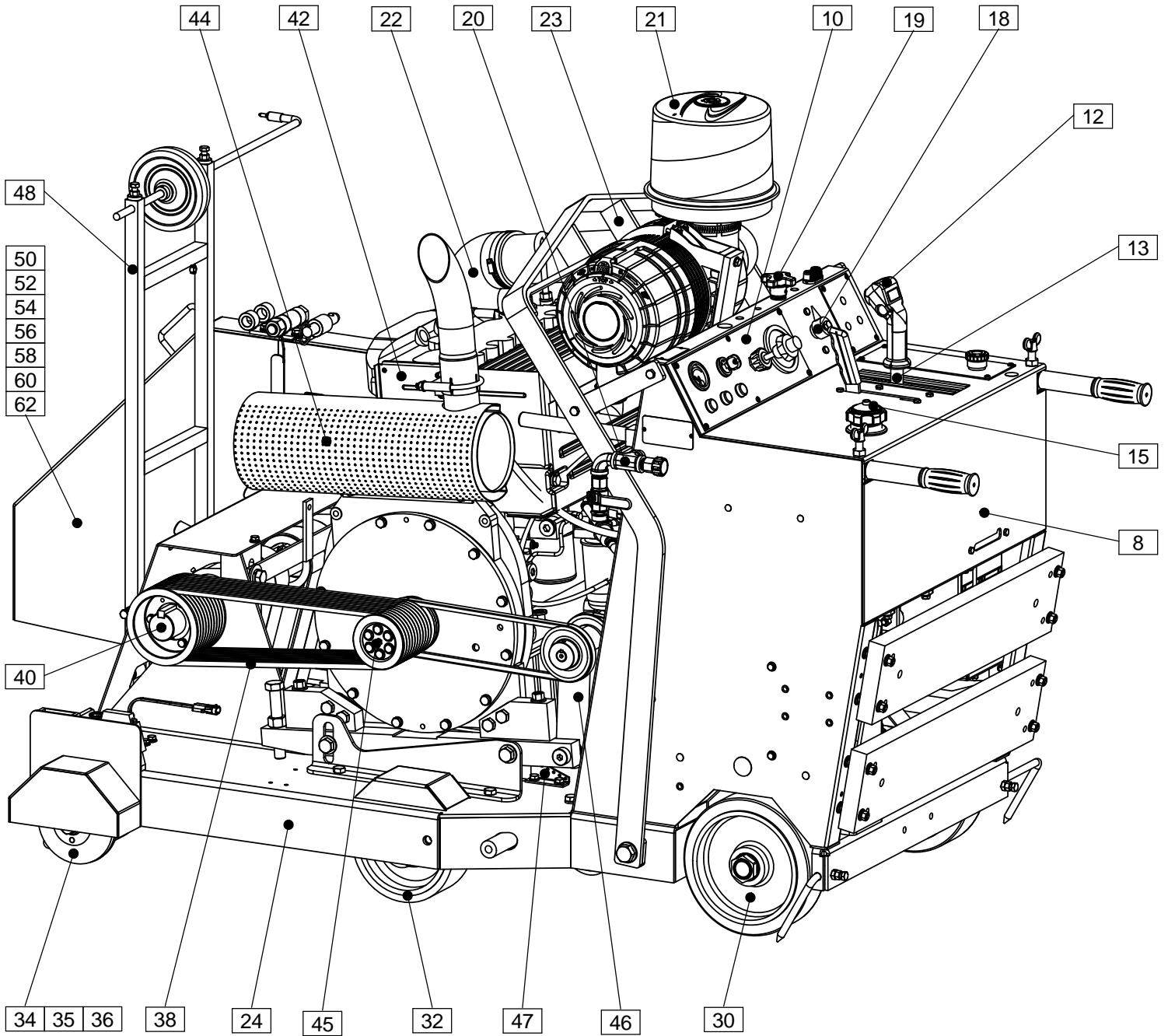
## ⚠️ WARNING ⚠️

**The engine exhaust from this product contains chemicals known to the State of California to cause cancer, birth defects or other reproductive harm.**

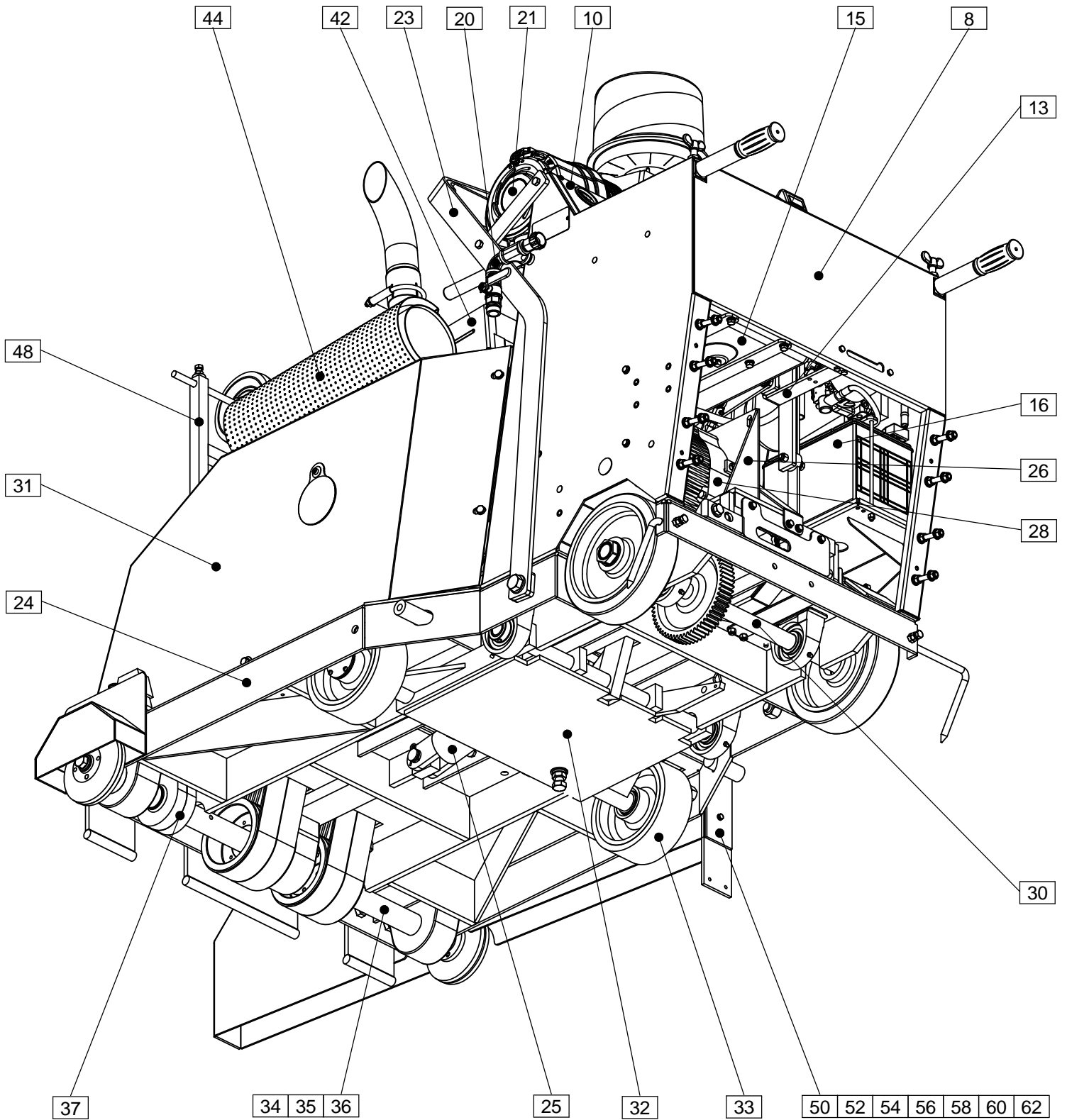
## Table of Contents

Pictorial Index.....	4,5	Shaft Tach Gear Assembly.....	37
Controls Legend.....	6	Belt Drive Assembly.....	38,39
Quick Reference Service Filters / Belts.....	7	Jackshaft Assembly.....	40,41
Frame Upright Assembly.....	8,9	Engine Assembly.....	42,43
Instrument Panel Assembly.....	10	Muffler Assembly.....	44
Throttle Cable Assembly.....	11	PTO Assembly.....	45
Control Grip Assembly.....	12	Transmission Jackshaft Assembly.....	46
Control Lever Assembly (Eaton).....	13	Belt Tensioner Assembly.....	47
Fuel Supply Assembly.....	14	Front Pointer Assembly.....	48
Fuel Tank Assembly.....	15	26" Blade Guard Assembly.....	50,51
Battery Assembly.....	16	30" Blade Guard Assembly.....	52,53
Hydraulic Pump Assembly.....	17	36" Blade Guard Assembly.....	54,55
Depth Indicator Assembly.....	18	42" Blade Guard Assembly.....	56,57
Depth Stop Assembly.....	19	48" Blade Guard Assembly.....	58,59
Water Supply Assembly.....	20	54" Blade Guard Assembly.....	60,61
Air Cleaner Assembly.....	21	60" Blade Guard Assembly.....	62,63
Air Intake Assembly.....	22	Optional Water Pump Assembly.....	64
Frame Lift Assembly.....	23	Optional Water Safety Switch Assembly.....	65
Frame Base Assembly.....	24	Optional Spot Light Assembly.....	66
Hydraulic Cylinder Assembly.....	25	Optional Magnetic Spot Light Assembly.....	67
Rear Drive Assembly (Eaton).....	26,27	Optional Glow Plug Assembly.....	68
Eaton Transmission Assembly.....	28	Optional Speed Metering Valve Assembly.....	69
Linkage Assembly.....	29	Optional Parking Brake Assembly.....	70,71
Rear Axle Assembly (Eaton / Gear).....	30	Optional Bogie Wheel Assembly.....	72
Belt Guard Assembly.....	31	Wiring Diagram.....	74,75
Front Axle Assembly.....	32	Options Wiring Diagram.....	76
Front Wheel Assembly.....	33	Decal Group.....	77
Blade Shaft Assembly (Blades 26" – 36")... 34		Notes.....	78
Blade Shaft Assembly (Blades 42" – 54")... 35		Blade Speed Conversion Charts.....	79
Blade Shaft Assembly (Blades 60")..... 36		Warranty.....	80

# Pictorial Page Index

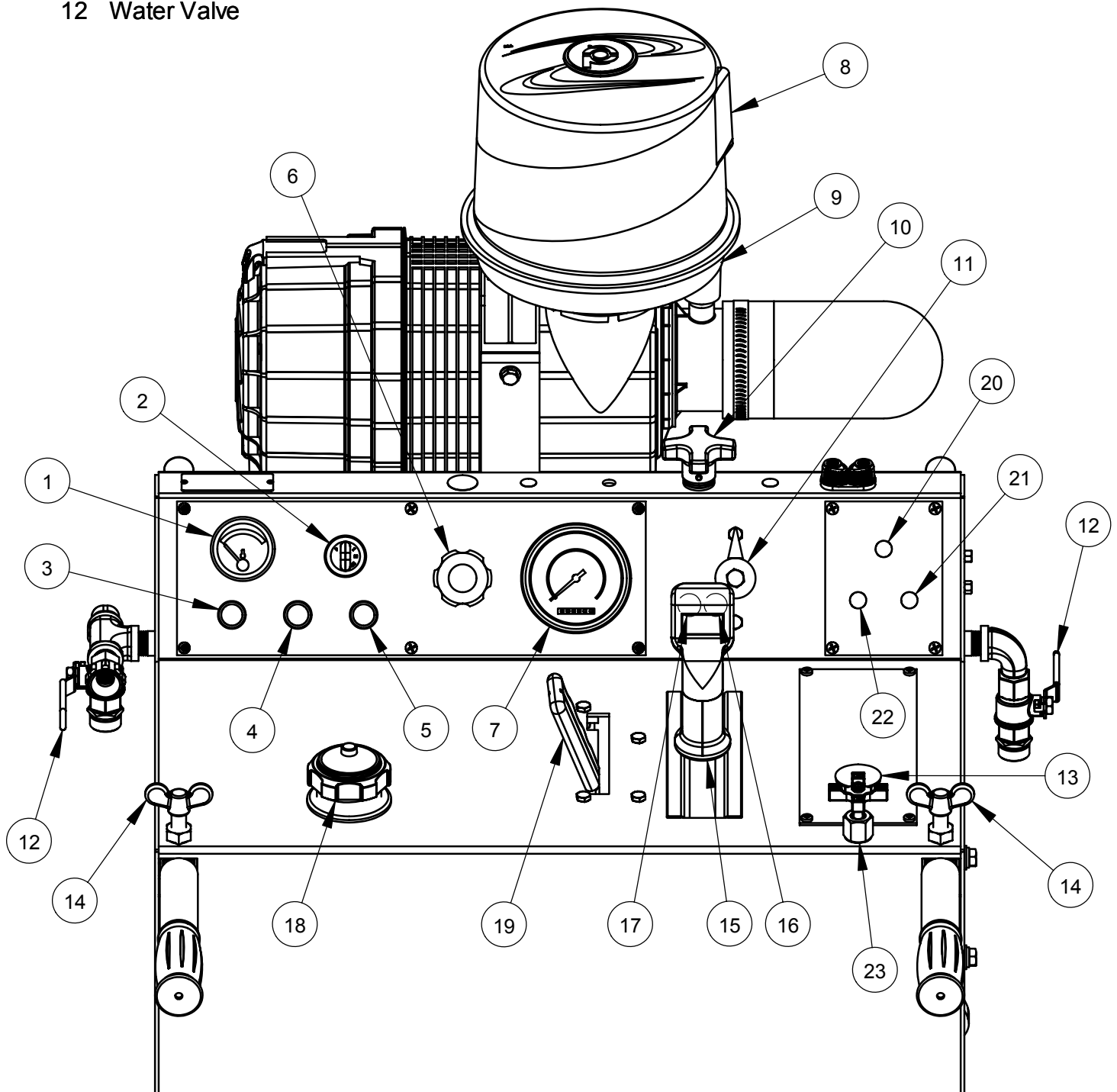


# Pictorial Page Index



## Controls Legend

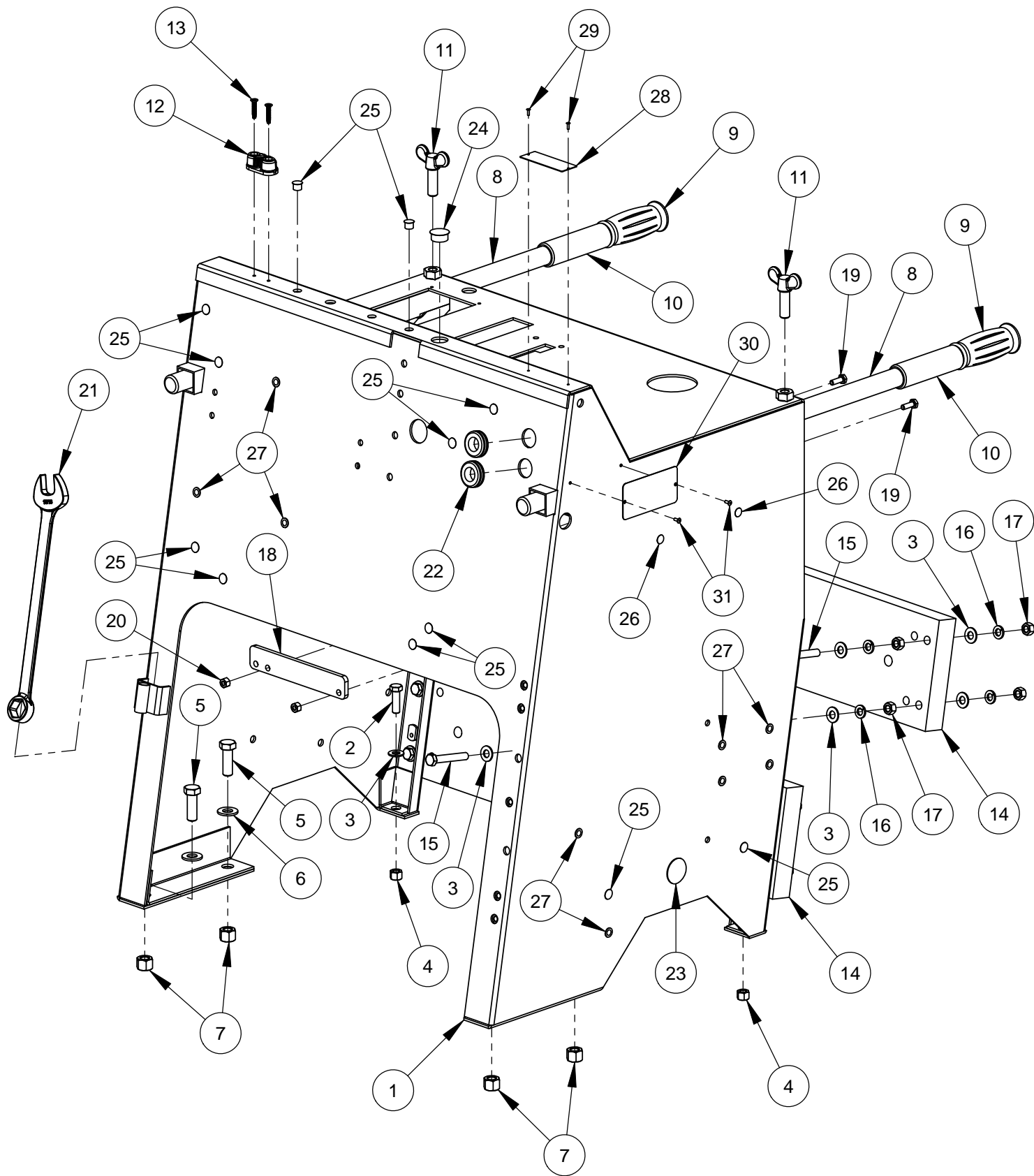
- |    |                                   |    |  |
|----|-----------------------------------|----|--|
| 1  | Engine Temperature Gauge          | 13 | Emergency Stop Button                    |
| 2  | Ignition Switch                   | 14 | Handle Lock Knobs                        |
| 3  | Alternator Light                  | 15 | Speed Control Lever                      |
| 4  | Oil Temperature Light             | 16 | Lower Pushbutton                         |
| 5  | Oil Pressure Light                | 17 | Raise Pushbutton                         |
| 6  | Vernier Throttle Control          | 18 | Fuel Tank Cap                            |
| 7  | Blade Tachometer / Hour Meter     | 19 | Transmission Engagement Lever            |
| 8  | Pre-Cleaner                       | 20 | Water Safety Switch (Optional)           |
| 9  | Air Cleaner Restriction Indicator | 21 | Spotlight Switch (Optional)              |
| 10 | Depth Stop Knob                   | 22 | Water Pump Switch (Optional)             |
| 11 | Cutting Depth Indicator           | 23 | Lowering Speed Metering Valve (Optional) |
| 12 | Water Valve                       |    |  |



## Quick Reference Service Filters / Belts

<b>DP Part No.</b>	<b>Description</b>	<b>Manufacturer's Part No.</b>
2701775	Engine Oil Filter	(Deutz #1174416)
2701339	Engine Fuel Filter	(Deutz #1174482)
2501785	In-Line Fuel Tank Filter	(Wix #33007)
2501352	Outer Primary Air Filter	(Donaldson #P828889)
2501353	Inner Safety Air Filter	(Donaldson #P829333)
2503958	Engine to Jackshaft Belt (Set of 10)	(Gates #3VX475K)
2503959	Engine to Jackshaft Belt (Set of 10)	(Gates #3VX500K)
2503960	Engine to Jackshaft Belt (Set of 10)	(Gates #3VX530K)
2502043	Jackshaft to Blade Shaft Belt (4)	(Gates #5/3VX450)
2501968	Engine to Transmission Jackshaft Belt	(Gates #AX36)
2501780	Eaton Transmission Belt	(Gates #AX40)

# Frame Upright Assembly #6013190



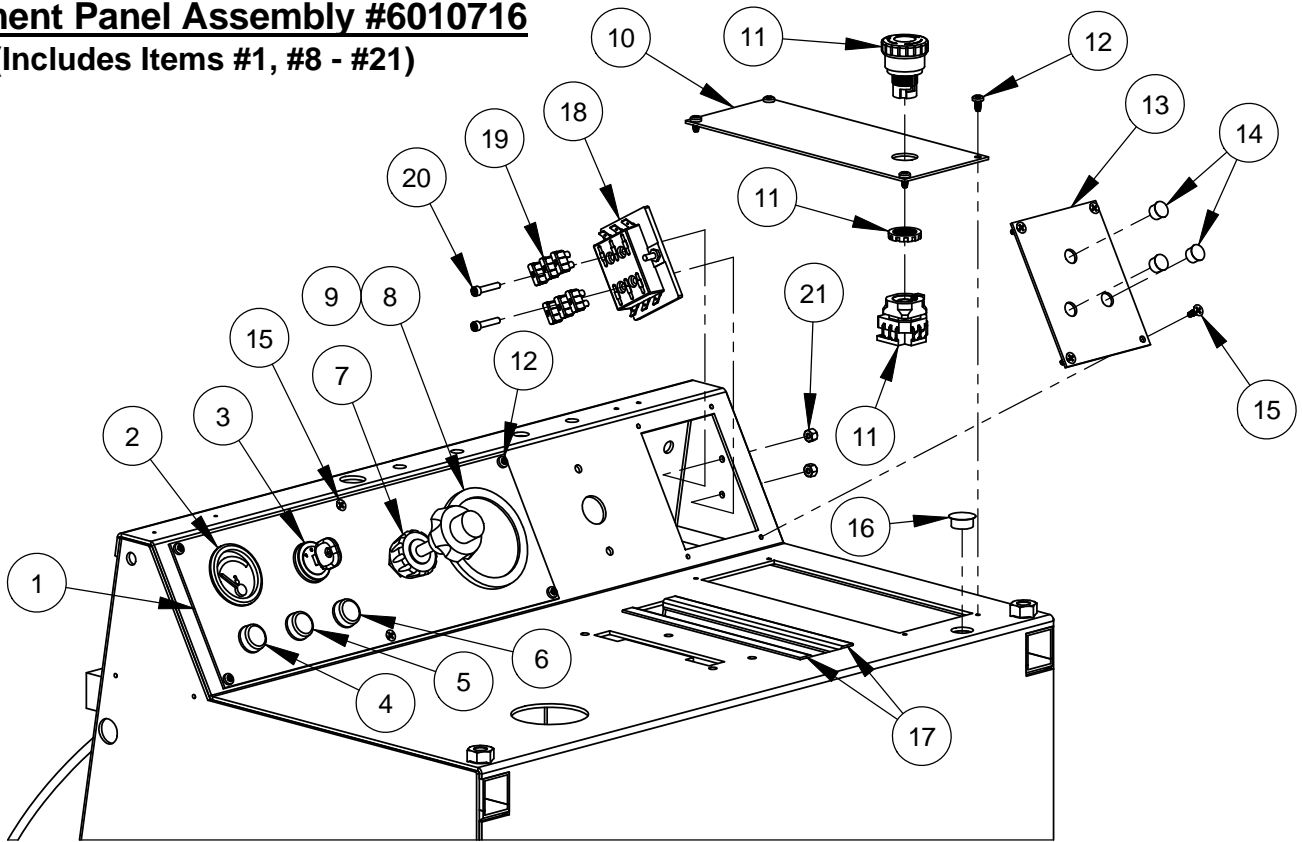


## Frame Upright Assembly #6013190

ITEM	PART NO.	QTY.	DESCRIPTION
1	6010687	1	Frame Upright Weldment
2	2900013	2	Cap Screw, Hex Hd., 3/8-16 x 1-1/4"
3	2900014	26	Flat Washer, 3/8" SAE
4	2900018	2	Lock Nut, 3/8-16 Nylon
5	2900499	4	Cap Screw, Hex Hd., 1/2-13 x 1-1/2"
6	2900058	4	Flat Washer, 1/2" SAE
7	2900026	4	Lock Nut, 1/2-13 Nylon
8	6010014	2	Handle Bar, 36" Long
9	2500636	2	Handle Grip
10	2501955	2	Handle Stop Grip
11	2900430	2	Hand Lock Knob, 1/2-13 x 1-1/2"
12	2501427	1	Rope Cleat
13	2900483	2	Tap Screw, Flat Hd., #10-24 x 1"
14	6013042	2	Saw Weight, 55 Pound
15	2900521	8	Tap Bolt, Hex Hd., 3/8-16 x 2-1/2"
16	2900006	16	Lock Washer, 3/8" Split
17	2900033	16	Hex Nut, 3/8-16
18	6010166	1	Gate Cover Bar
19	2900144	2	Cap Screw, Hex Hd., 1/4-20 x 3/4"
20	2900010	2	Lock Nut, 1/4-20 Nylon
21	2503704	1	Wrench, 15/16" Combination
22	2500203	2	Grommet, 3/4" I.D.
23	2501146	1	Plug, 1-1/4" Hole
24	2500549	1	Plug, 7/8" Hole
25	2501287	12	Plug, 7/16" Hole
26	2500462	2	Plug, 3/8" Hole
27	2503749	9	Plug, 5/16" Hole (Tapered)
28	1800169	1	Serial Number Plate, US
29	2900096	2	Rivet, 3/32" Dia.
30	1800377	1	Serial Number Plate, CE
31	2900287	2	Rivet, 1/8" Dia.

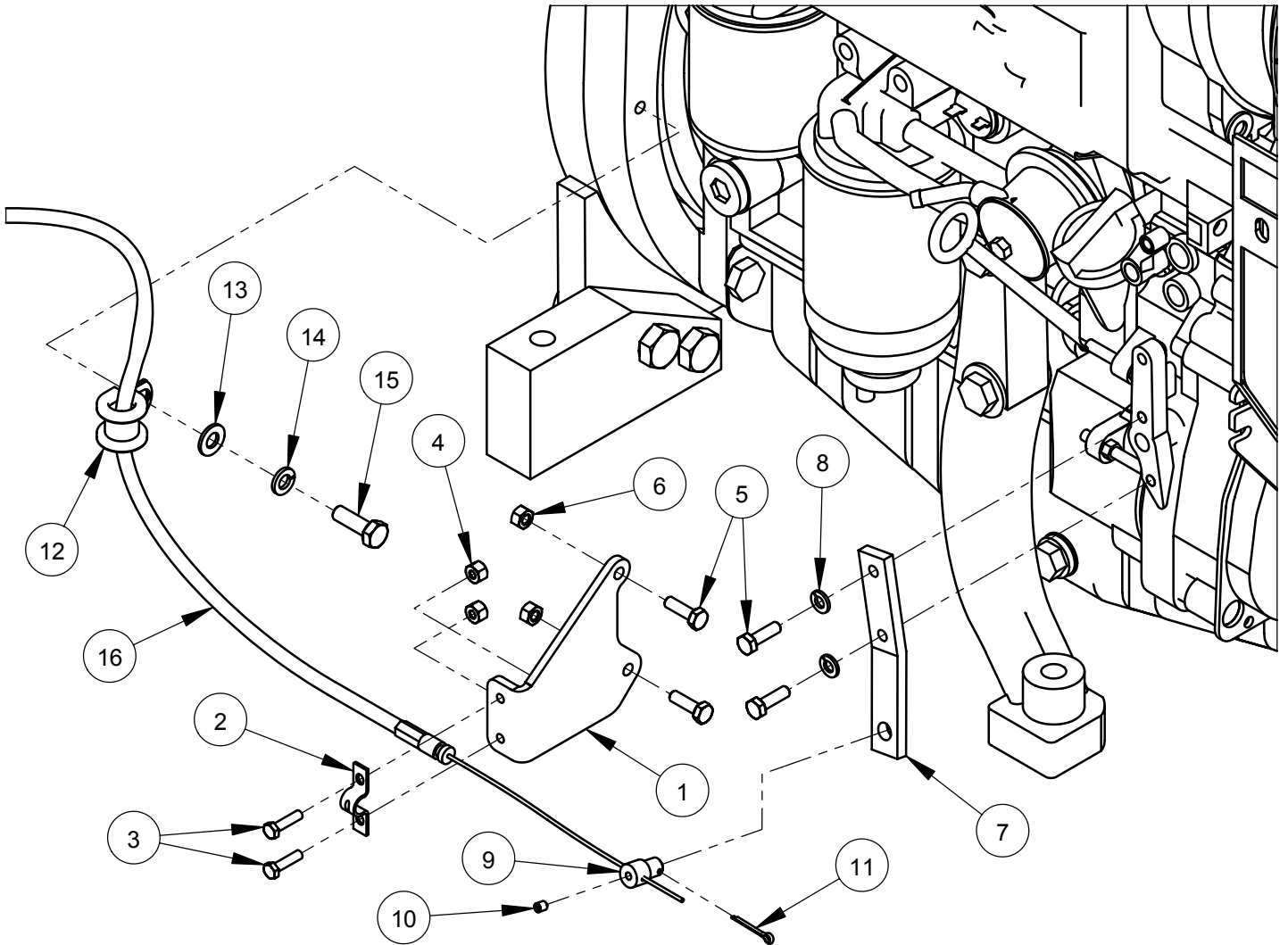
# Instrument Panel Assembly #6010716

(Includes Items #1, #8 - #21)



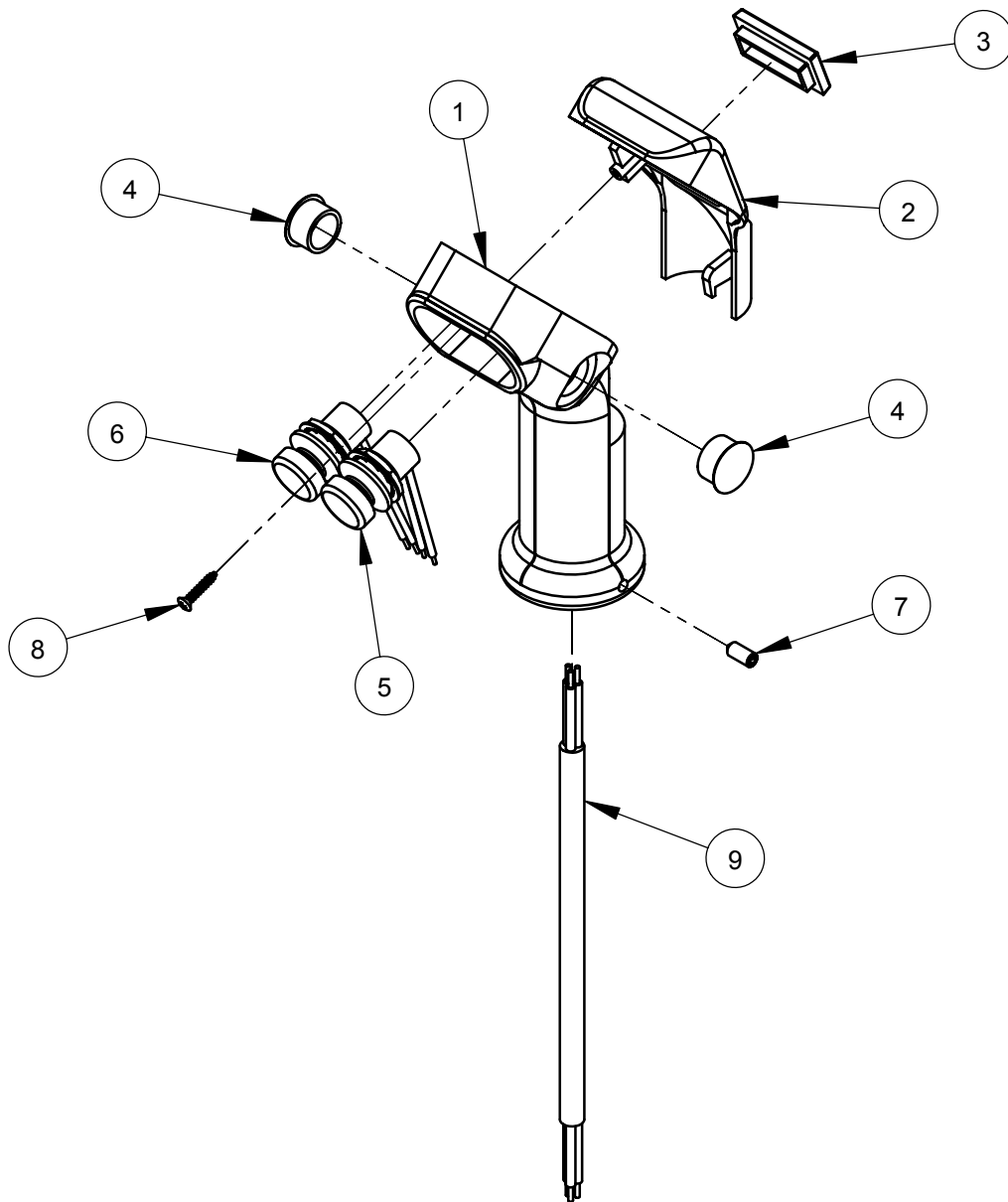
ITEM	PART NO.	QTY.	DESCRIPTION
1	6013093	1	Gauge Panel
2	2703192	1	Temperature Gauge, Pricol
3	2703194	1	Ignition Switch & Key
	2703195	1	Ignition Key Only, Double Cut
4	2700785	1	Alternator Light
5	2700787	1	Oil Temperature Light
6	2700786	1	Oil Pressure Light
7	2500376	1	Vernier Throttle Cable
8	6010416	1	Tach/Hour Meter (VDO) Calibrated
	2800611	2	Light Socket
	2800612	2	Light Bulb, Wedge Base
9	2400628	1	O-Ring #152
10	6010019	1	Hydraulic Pump Cover Plate
11	2801367	1	E-Stop Switch
12	2900021	8	Tap Screw, Pan Hd., #10-24 x 3/8"
13	6010098	1	Switch Plate
14	2500204	3	Plug, 1/2" Hole
15	2900445	6	Tap Screw, Flat Hd., #10-24 x 1/2"
16	2500463	1	Plug, 3/4" Hole
17	6010101	2	Edge Trim 8-1/2"
18	2800388	1	Fuse Panel, 6 Circuit
19	2800389	6	Fuse, 10 Amp Red ATO/ATC
20	2900913	2	Cap Screw, Soc. Hd., #10-24 x 1"
21	2900017	2	Lock Nut, #10-24 Nylon

## Throttle Cable Assembly #6010729



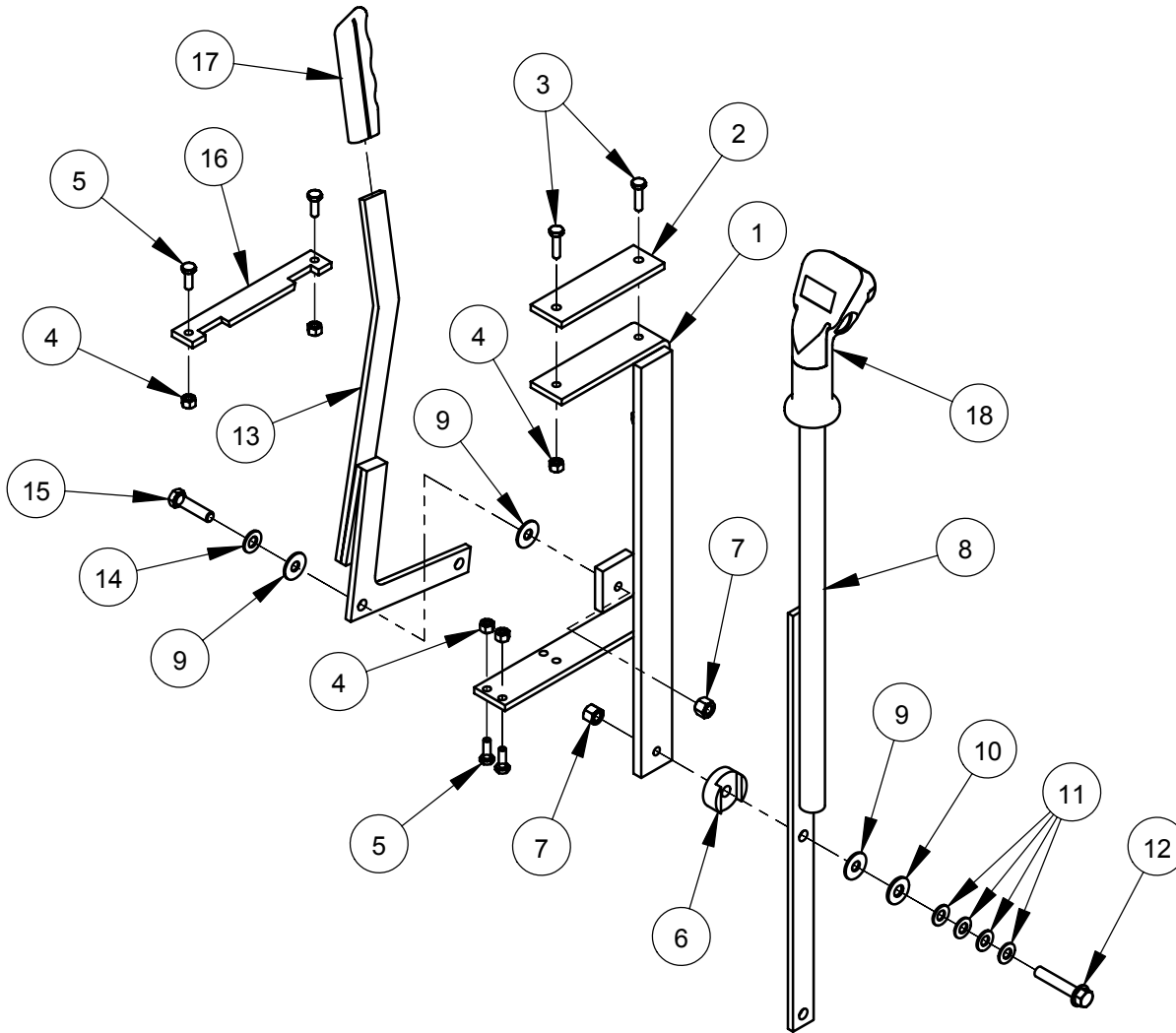
ITEM	PART NO.	QTY.	DESCRIPTION
1	6010523	1	Throttle Bracket
2	2500940	1	Throttle Cable Clamp
3	2900015	2	Machine Screw, Hex Hd., #10-24 x 3/4"
4	2900017	2	Lock Nut, #10-24 Nylon
5	2900310	4	Cap Screw, Hex Hd., M6 x 20mm
6	2900302	2	Lock Nut, M6 Nylon
7	6013029	1	Throttle Arm
8	2900024	2	Lock Washer, 1/4" Split
9	6048212	1	Pivot Pin
10	2900059	1	Set Screw, Soc. Hd., #10-32 x 1/4"
11	2900034	1	Cotter Pin, 3/32" x 3/4"
12	2501434	1	Hose Clamp, 1/2" x 3/4" Wide
13	2900022	1	Flat Washer, 5/16" SAE
14	2900031	1	Lock Washer, 5/16" Split
15	2900360	1	Cap Screw, Hex Hd., M8 x 25mm
16	2500376	1	Vernier Throttle Cable

## Control Grip Assembly #6010319



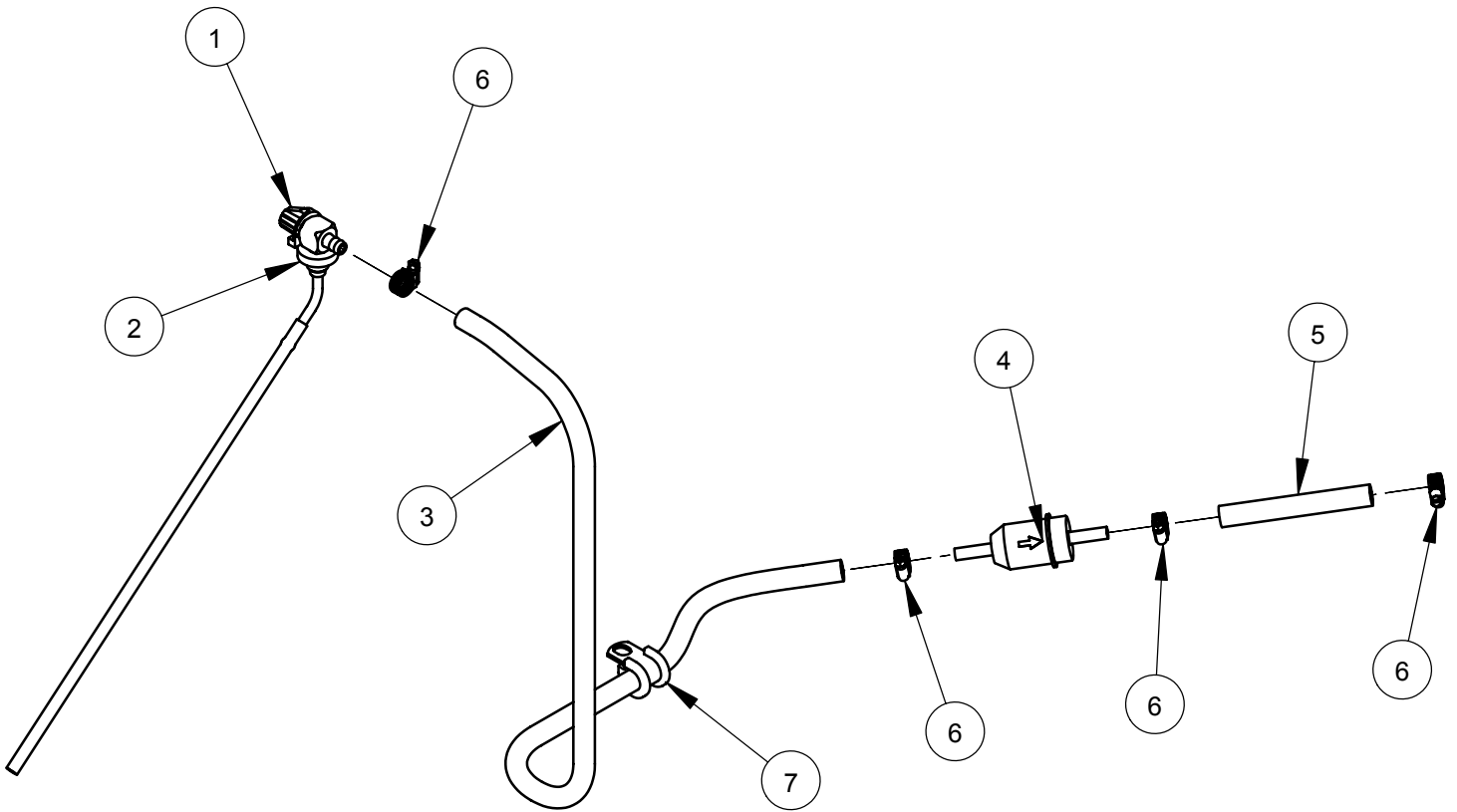
ITEM	PART NO.	QTY.	DESCRIPTION
1	2501280	1	Control Grip Body
2	2501281	1	Control Grip Cover
3	2500644	1	Plug, Rectangular
4	2500694	2	Plug, 5/8" Hole
5	2800372	1	Pushbutton Switch, Raise
6	2800373	1	Pushbutton Switch, Lower
7	2900453	1	Set Screw, Soc. Hd., M5 x 12mm
8	2900452	1	Machine Screw, Oval Hd., #4 x 5/8"
9	2800393	1	Harness, Hydraulic Pump

## Control Lever Assembly #6010719 (Eaton)



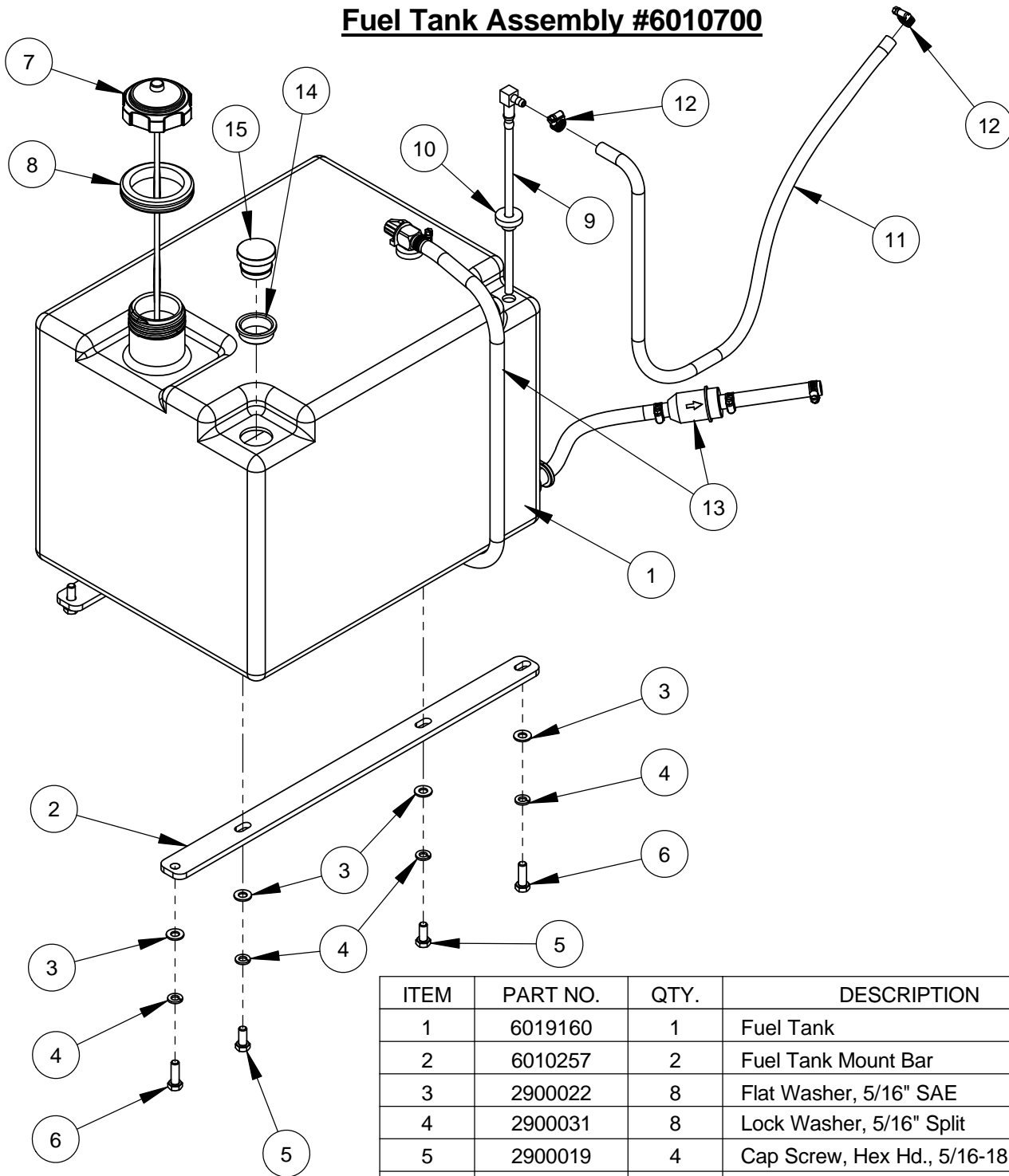
ITEM	PART NO.	QTY.	DESCRIPTION
1	6010056	1	Lever Support Weldment
2	2501339	1	Rubber Support Mount
3	2900008	2	Cap Screw, Hex Hd., 1/4-20 x 1"
4	2900010	6	Lock Nut, 1/4-20 Nylon
5	2900144	4	Cap Screw, Hex Hd., 1/4-20 x 3/4"
6	6010055	1	Friction Spacer
7	2900018	2	Lock Nut, 3/8-16 Nylon
8	6010314	1	Speed Control Lever
9	2900153	3	Friction Washer, 3/8"
10	2900473	1	Flat Washer, 3/8" USS
11	2900474	4	Belleville Washer, 3/8"
12	2900472	1	Cap Screw, Hex Flange Hd., 3/8-16 x 2"
13	6010057	1	Engagement Lever Weldment
14	2900014	1	Flat Washer, 3/8" SAE
15	2900029	1	Cap Screw, Hex Hd., 3/8-16 x 1-1/2"
16	6010058	1	Gate Plate
17	2500002	1	Lever Grip
18	6010319	1	Control Grip Assembly

## Fuel Supply Assembly #6010699



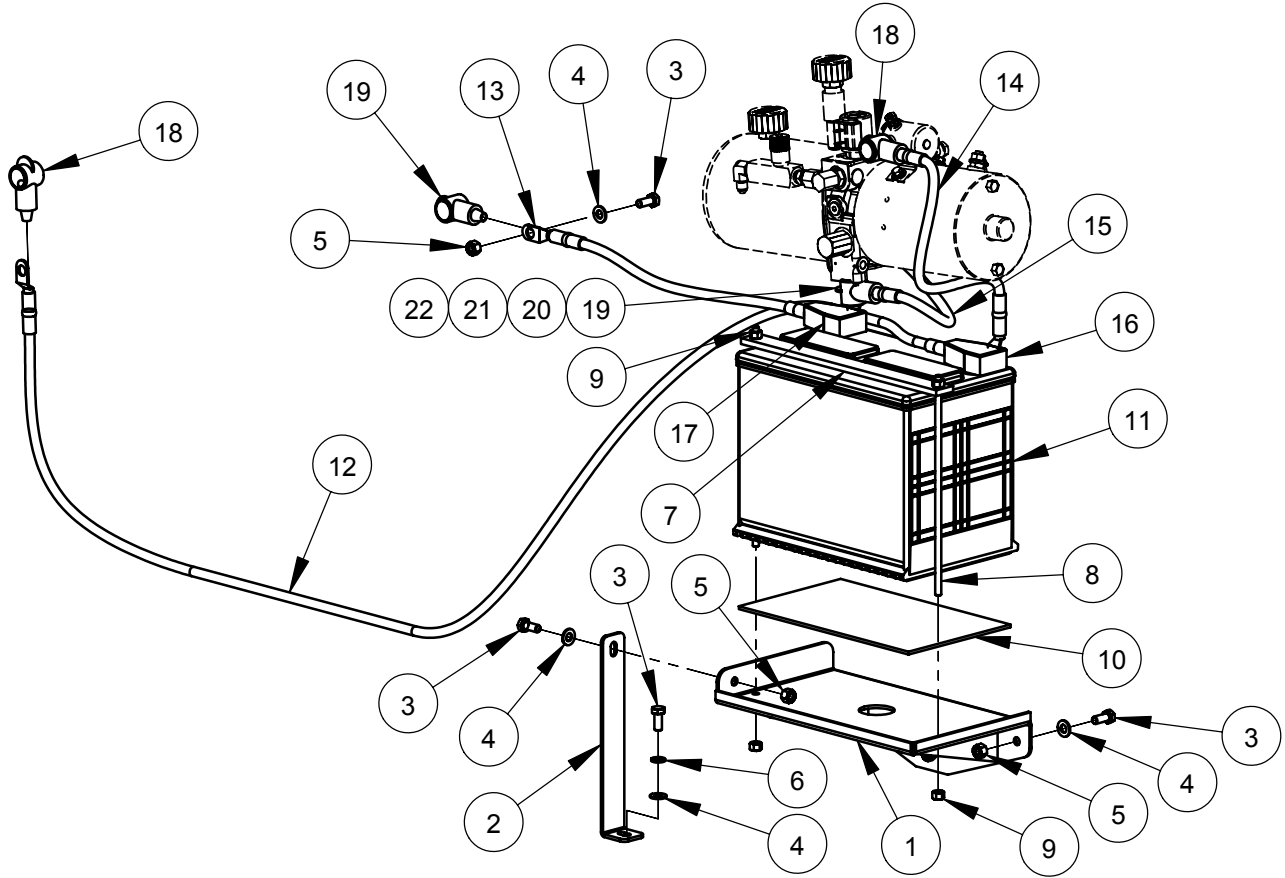
ITEM	PART NO.	QTY.	DESCRIPTION
1	2501777	1	Fuel Valve w/Pick-Up
2	2501215	1	Bushing, Rubber, Tank
3	6010693	1	Fuel Supply Hose, 5/16" I.D. x 30"
4	2501785	1	Filter, Diesel Fuel
5	6013095	1	Fuel Line Hose, 5/16" I.D. x 4"
6	3200062	4	Hose Clamp #4
7	2501434	1	Hose Clamp, 1/2" x 3/4" Wide

## Fuel Tank Assembly #6010700



ITEM	PART NO.	QTY.	DESCRIPTION
1	6019160	1	Fuel Tank
2	6010257	2	Fuel Tank Mount Bar
3	2900022	8	Flat Washer, 5/16" SAE
4	2900031	8	Lock Washer, 5/16" Split
5	2900019	4	Cap Screw, Hex Hd., 5/16-18 x 3/4"
6	2900138	4	Cap Screw, Hex Hd., 5/16-18 x 1"
7	2504786	1	Fuel Tank Cap & Gauge
8	2500205	1	Fuel Tank Grommet
9	2505937	1	Tank Elbow with Tube, 1/4" Barb
10	2501215	1	Bushing, Tank (Rubber)
11	6017280	1	Hose, 1/4" I.D. x 40"
12	3200062	2	Hose Clamp #4
13	6010699	1	Fuel Supply Assembly
14	2503963	1	Grommet, Fuel Sender
15	6019395	1	Hole Plug

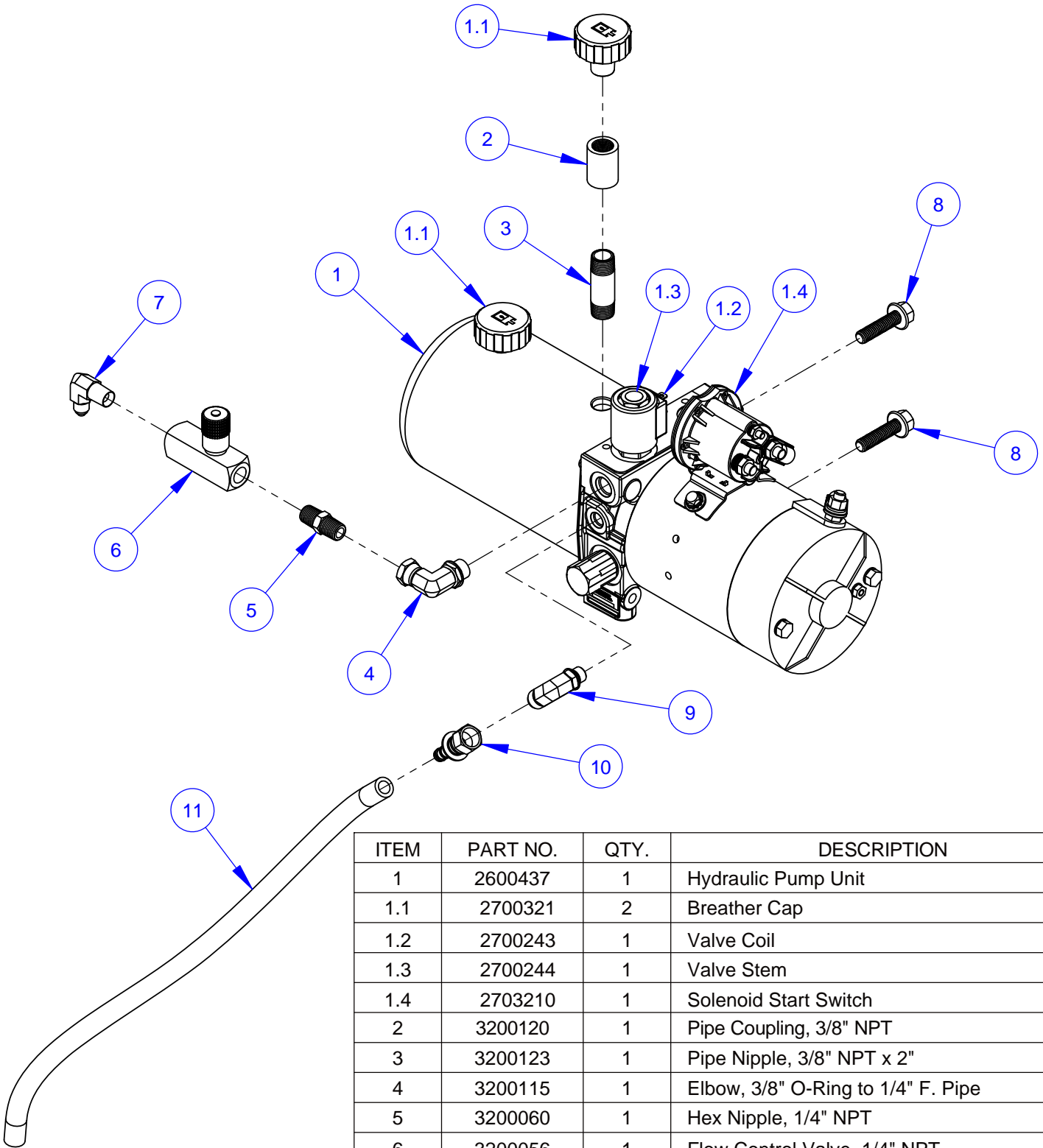
## Battery Assembly #6010721



ITEM	PART NO.	QTY.	DESCRIPTION
1	6010670	1	Battery Platform
2	6010554	1	Battery Support Brace
3	2900019	6	Cap Screw, Hex Hd., 5/16-18 x 3/4"
4	2900022	6	Flat Washer, 5/16" SAE
5	2900039	5	Lock Nut, 5/16-18 Nylon
6	2900031	1	Lock Washer, 5/16" Split
7	6010017	1	Battery Top Brace
8	6010344	2	Rod, 1/4-20 x 9-1/2"
9	2900010	4	Lock Nut, 1/4-20 Nylon
10	6010016	1	Battery Pad
11	2800465	1	Battery, 12 Volt Group Size 24
12	2800073	1	Battery Cable, Positive (Red)
13	2800072	1	Battery Cable, Negative (Black)
14	2800095	1	Battery Cable, 14" Positive (Red)
15	2800182	1	Battery Cable, 14" Negative (Black)
16	2800256	1	Battery Boot, Large (Red)
17	2800257	1	Battery Boot, Large (Black)
18	2800197	2	Battery Boot, Small (Red)
19	2800198	2	Battery Boot, Small (Black)
20	2900014	1	Flat Washer, 3/8" SAE
21	2900006	1	Lock Washer, 3/8" Split
22	2900196	1	Cap Screw, Hex Hd., 3/8-16 x 3/4"

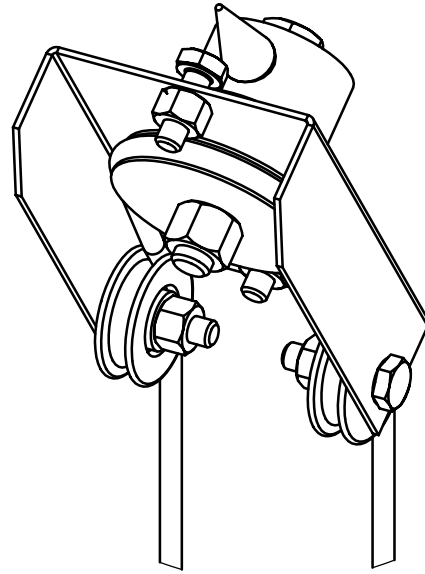
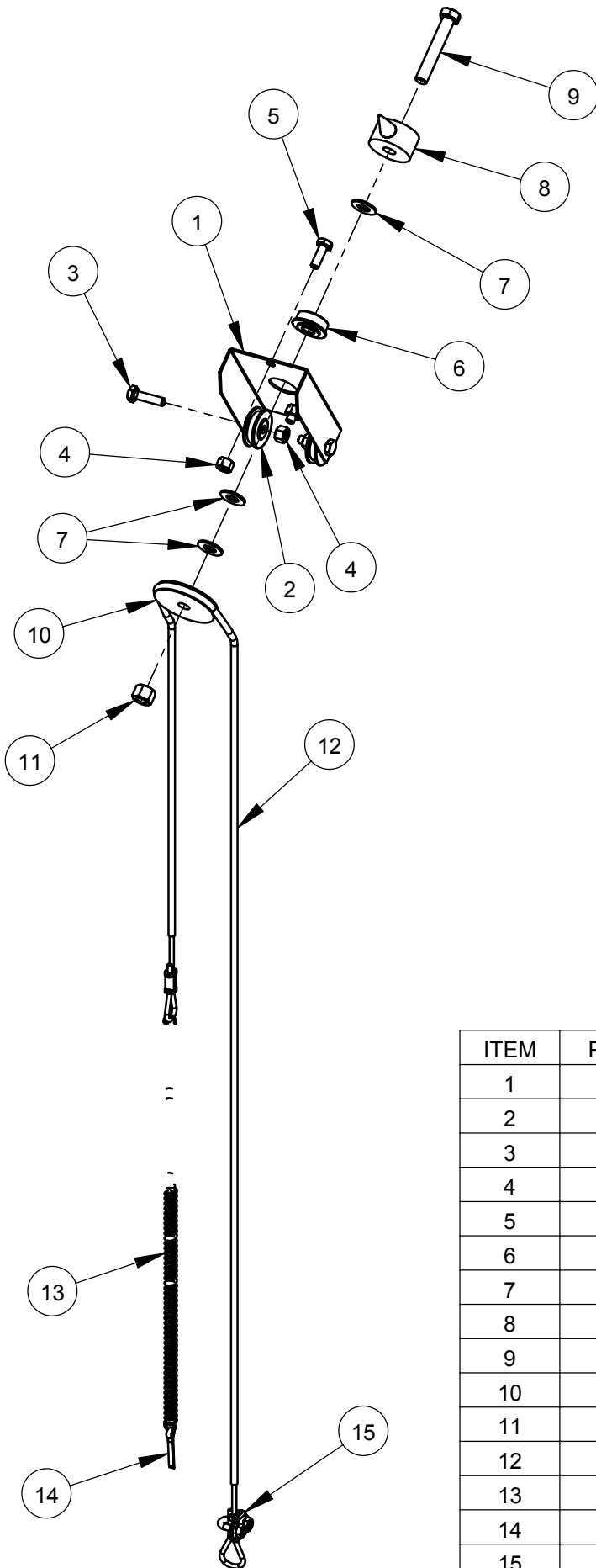


## Hydraulic Pump Assembly #6010383 (Includes Items #1 - #8)



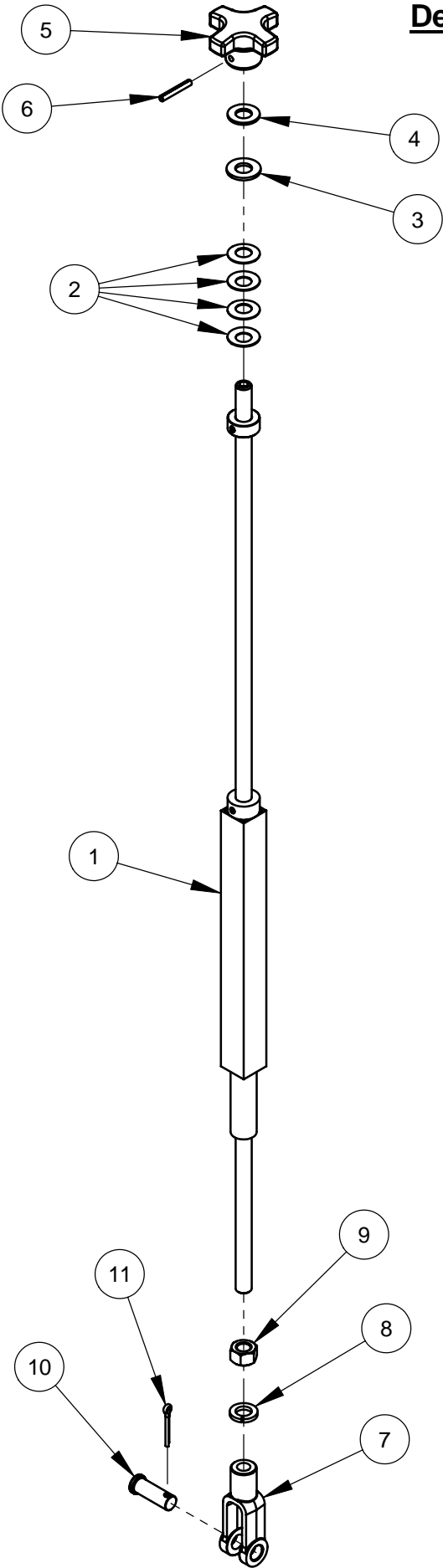
ITEM	PART NO.	QTY.	DESCRIPTION
1	2600437	1	Hydraulic Pump Unit
1.1	2700321	2	Breather Cap
1.2	2700243	1	Valve Coil
1.3	2700244	1	Valve Stem
1.4	2703210	1	Solenoid Start Switch
2	3200120	1	Pipe Coupling, 3/8" NPT
3	3200123	1	Pipe Nipple, 3/8" NPT x 2"
4	3200115	1	Elbow, 3/8" O-Ring to 1/4" F. Pipe
5	3200060	1	Hex Nipple, 1/4" NPT
6	3200056	1	Flow Control Valve, 1/4" NPT
7	3200057	1	Elbow, 1/4" M. Pipe to 1/4" M. JIC
8	2901595	2	Cap Screw, Hex Flange Hd., 3/8-16 x 1-1/2"
9	3200116	1	Elbow, 1/4" O-Ring to 3/8" M. JIC
10	3200046	1	Fitting, 3/8" F. JIC to 3/8" Push Lock
11	6010059	1	Clear Hose, 3/8" I.D. x 19"

## Depth Indicator Assembly #6010214



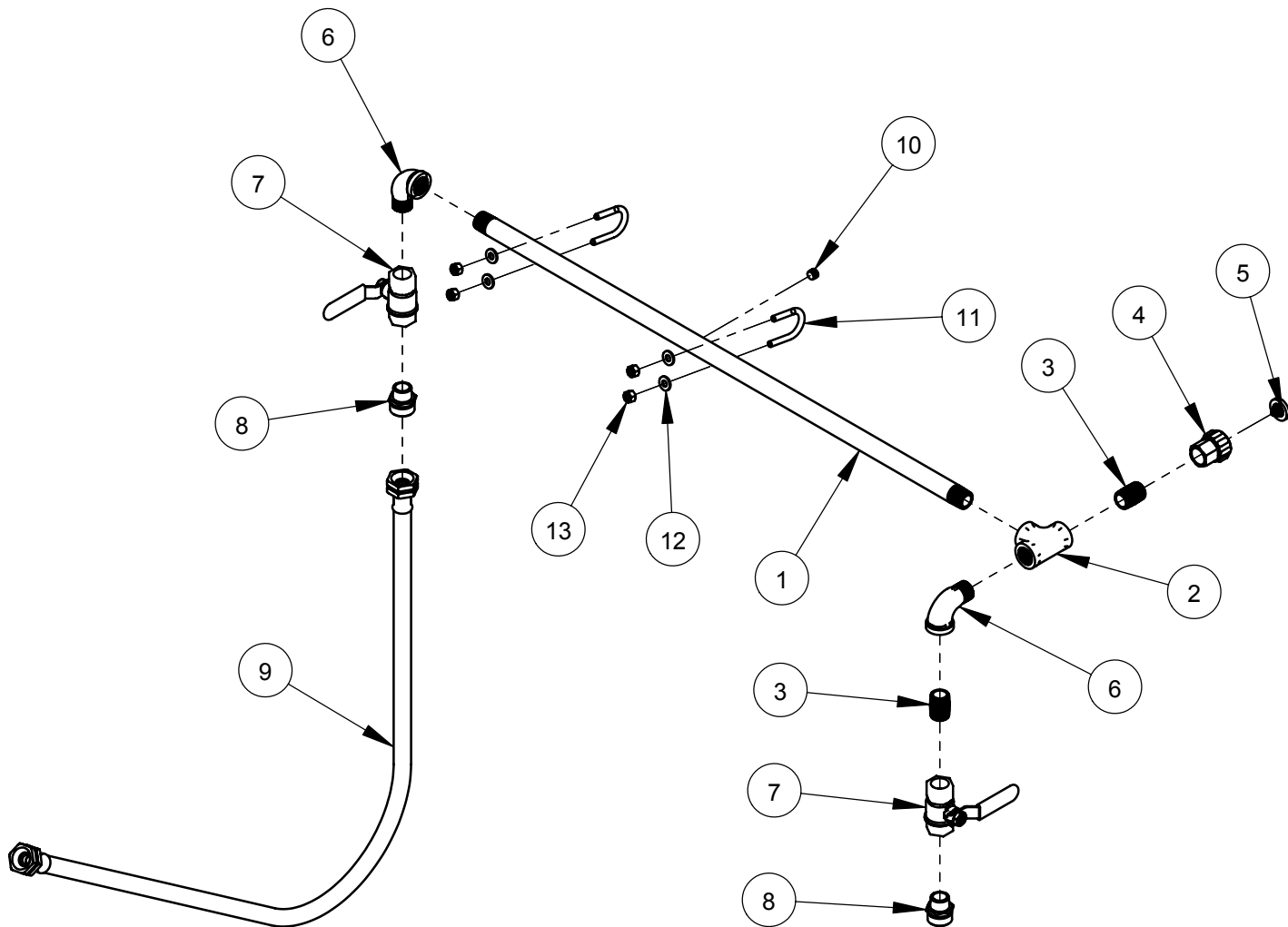
ITEM	PART NO.	QTY.	DESCRIPTION
1	6010092	1	Depth Indicator Mount Bracket
2	2500155	2	Cable Pulley, 1-1/4"
3	2900008	2	Cap Screw, Hex Hd., 1/4-20 x 1"
4	2900010	4	Lock Nut, 1/4-20 Nylon
5	2900144	2	Cap Screw, Hex Hd., 1/4-20 x 3/4"
6	2500145	1	Flange Bearing, 3/8"
7	2900014	3	Flat Washer, 3/8" SAE
8	6010091	1	Depth Indicator Pointer
9	2900079	1	Cap Screw, Hex Hd., 3/8-16 x 2-1/4"
10	6010093	1	Cable Pulley, 2"
11	2900018	1	Lock Nut, 3/8-16 Nylon
12	6010094	1	Depth Indicator Cable with Crimp, 48"
13	2500196	1	Spring, 3/8" x 15"
14	2900055	1	Cotter Pin, 3/16" x 1"
15	2500214	1	Cable Clamp

**Depth Stop Assembly #6010215**



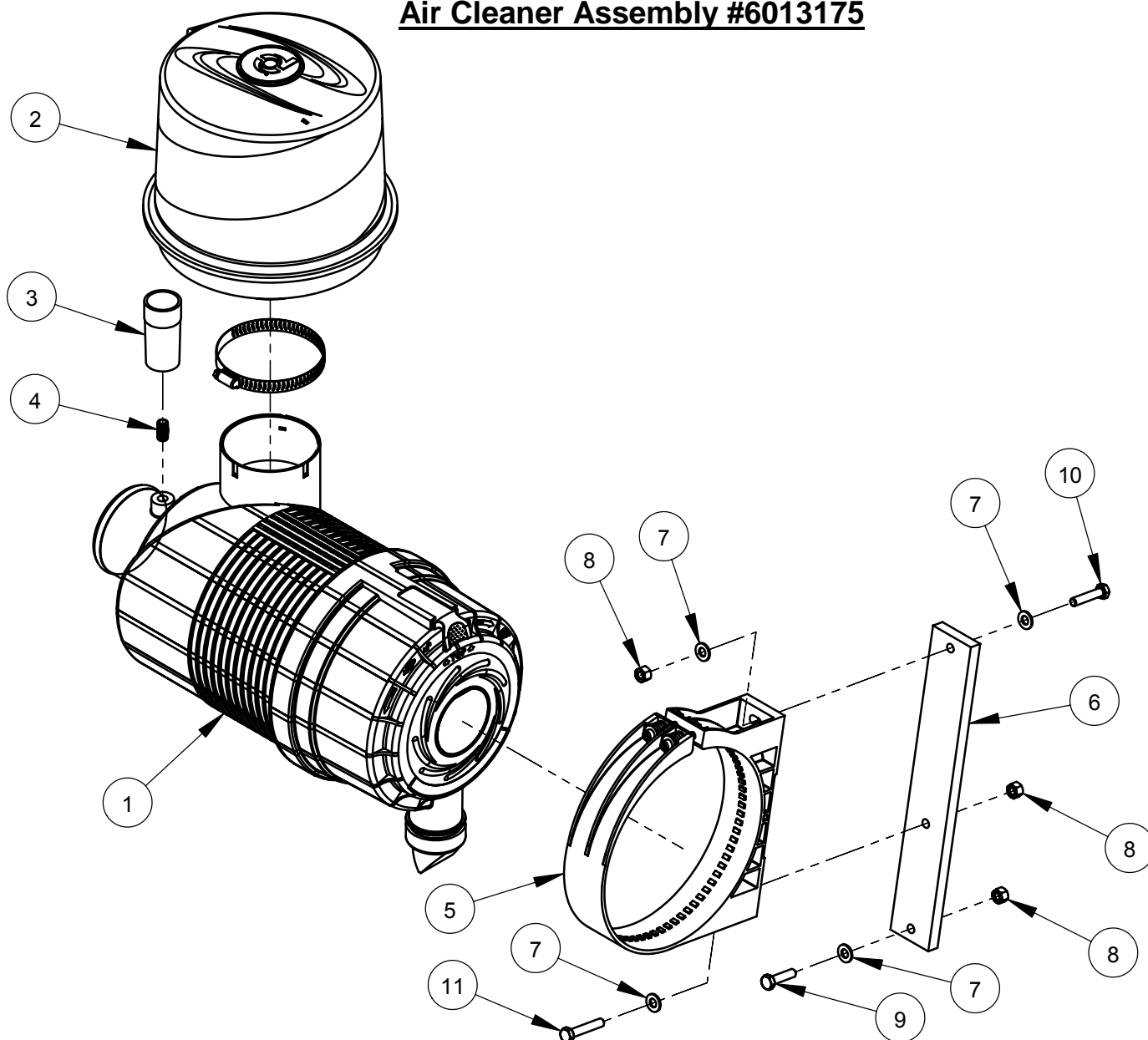
ITEM	PART NO.	QTY.	DESCRIPTION
1	6010097	1	Depth Stop Weldment
2	2900665	4	Belleville Washer, 1/2"
3	2900058	1	Flat Washer, 1/2" SAE
4	2900239	1	Friction Washer, 1/2"
5	6010095	1	Depth Stop Knob
6	2900132	1	Roll Pin, 3/16" x 1-1/4"
7	2900158	1	Yoke, 1/2-13
8	2900084	1	Lock Washer, 1/2" Split
9	2900037	1	Hex Nut, 1/2-13
10	2900007	1	Clevis Pin, 1/2" Dia. x 1-3/8"
11	2900004	1	Cotter Pin, 1/8" x 1"

## Water Supply Assembly #6010718



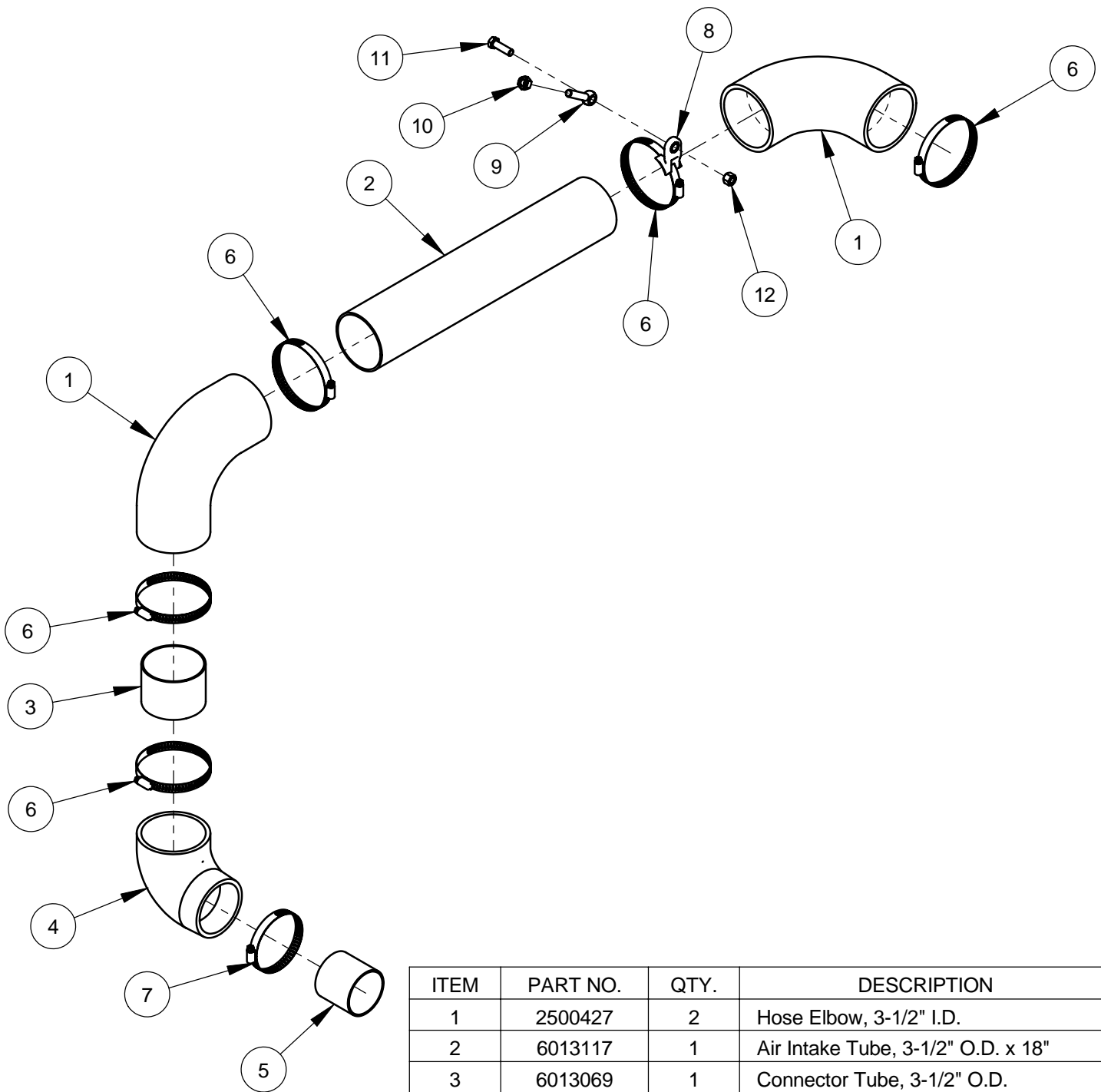
ITEM	PART NO.	QTY.	DESCRIPTION
1	6090069	1	Water Supply Tube
2	3200045	1	Pipe Tee, 1/2" NPT
3	3200008	2	Close Nipple, 1/2" NPT
4	3200022	1	Fitting, 1/2" F. Pipe to 3/4" F. Garden
5	3200025	1	Hose Filter Washer
6	3200013	2	Street Elbow, 1/2" NPT
7	3200027	2	Water Valve
8	3200155	2	Fitting, 1/2" M. Pipe to 3/4" M. Garden
9	6010021	1	Water Hose Assembly, 42" Long
10	3200001	1	Plug, 1/8" NPT
11	2900241	2	U-Bolt, 1/2" Pipe
12	2900009	4	Flat Washer, 1/4" SAE
13	2900010	4	Lock Nut, 1/4-20 Nylon

## Air Cleaner Assembly #6013175



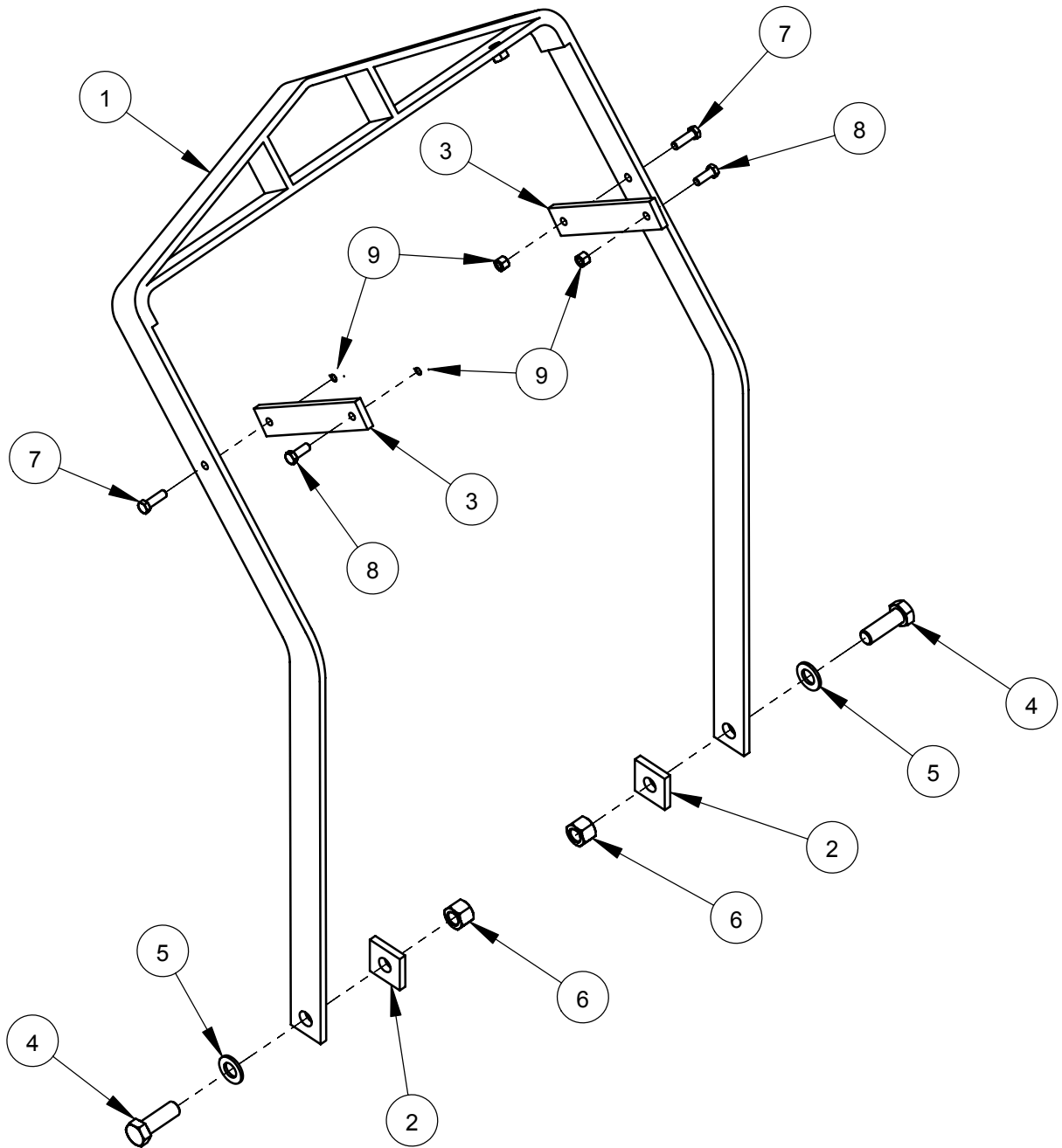
ITEM	PART NO.	QTY.	DESCRIPTION
1	2501350	1	Air Cleaner Complete
	2501352	1	Outer Primary Filter
	2501353	1	Inner Safety Filter
	2500239	1	Rubber Dust Ejector Boot
2	2501447	1	Pre-Cleaner with Clamp
3	2500423	1	Restriction Indicator
4	3200117	1	Close Nipple, 1/8" NPT
5	2501351	1	Mounting Band, Polymer
6	6013126	1	Air Cleaner Mount
7	2900022	4	Flat Washer, 5/16" SAE
8	2900039	3	Lock Nut, 5/16-18 Nylon
9	2900217	1	Cap Screw, Hex Hd., 5/16-18 x 1-1/4"
10	2900508	1	Cap Screw, Hex Hd., 5/16-18 x 1-1/2"
11	2900538	1	Cap Screw, Hex Hd., 5/16-18 x 1-3/4"

## Air Intake Assembly #6013176



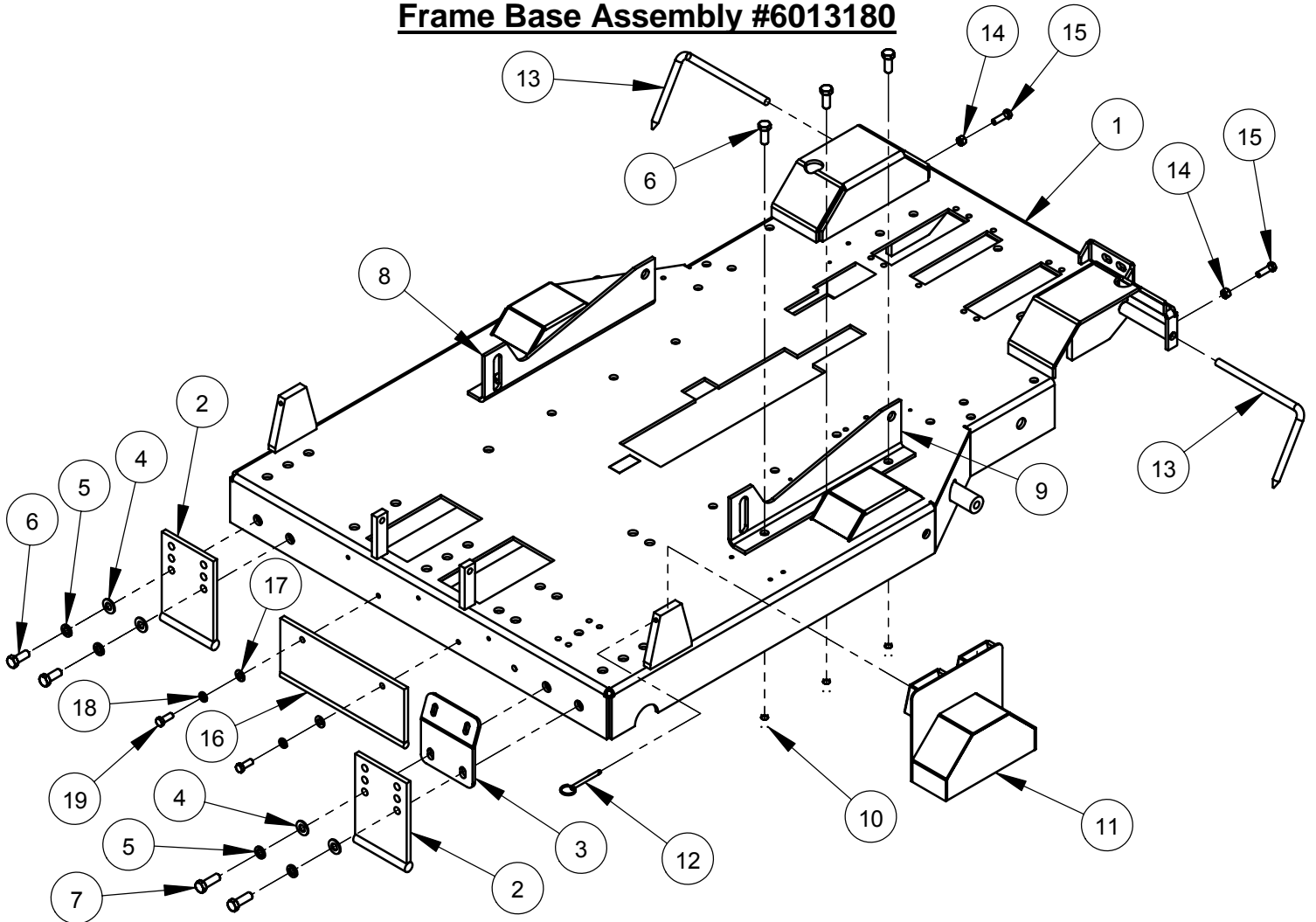
ITEM	PART NO.	QTY.	DESCRIPTION
1	2500427	2	Hose Elbow, 3-1/2" I.D.
2	6013117	1	Air Intake Tube, 3-1/2" O.D. x 18"
3	6013069	1	Connector Tube, 3-1/2" O.D.
4	2500458	1	Hose Elbow, 3" to 3-1/2" I.D.
5	6013118	1	Connector Tube, 2-3/4" O.D.
6	3200198	5	Hose Clamp #64
7	3200197	1	Hose Clamp #52
8	2501753	1	Hose Mount Support
9	2900592	1	Eyebolt, M10 x 50mm
10	2900325	1	Hex Nut, M10
11	2900013	1	Cap Screw, Hex Hd., 3/8-16 x 1-1/4"
12	2900018	1	Lock Nut, 3/8-16 Nylon

## Frame Lift Assembly #6013189



ITEM	PART NO.	QTY.	DESCRIPTION
1	6013051	1	Frame Lift
2	6013053	2	Frame Lift Spacer
3	6013156	2	Frame Lift Brace
4	2900465	2	Cap Screw, Hex Hd., 3/4-10 x 2-1/4"
5	2900003	2	Flat Washer, 3/4" SAE
6	2900467	2	Lock Nut, 3/4-10 Nylon
7	2900013	2	Cap Screw, Hex Hd., 3/8-16 x 1-1/4"
8	2900005	2	Cap Screw, Hex Hd., 3/8-16 x 1"
9	2900018	4	Lock Nut, 3/8-16 Nylon

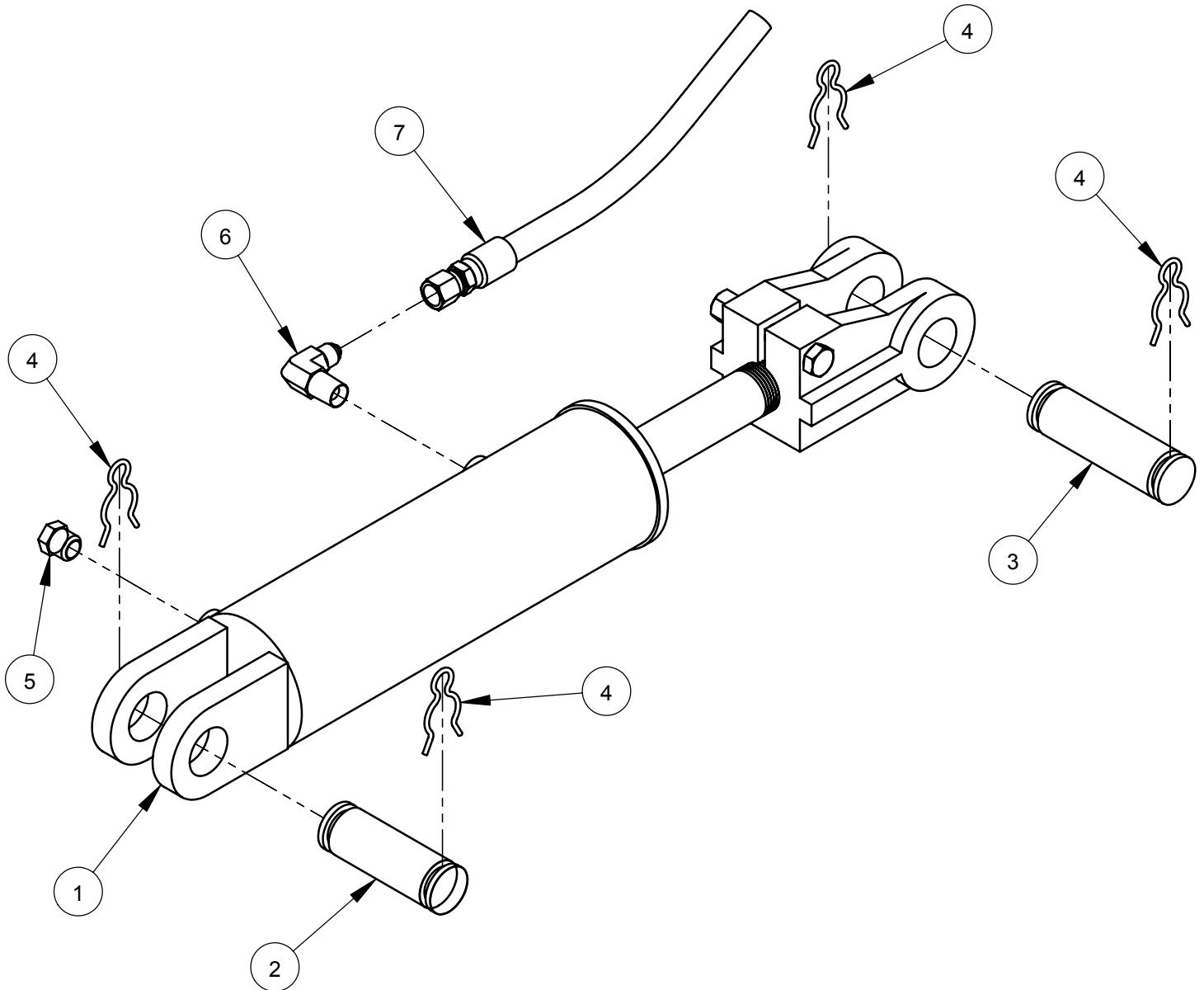
## Frame Base Assembly #6013180



ITEM	PART NO.	QTY.	DESCRIPTION
1	6013000A	1	Frame Base
2	6013165	2	Skid Plate
3	6013164	1	Guard Attachment Plate (20 degree)
4	2900058	4	Flat Washer, 1/2" SAE
5	2900084	4	Lock Washer, 1/2" Split
6	2900025	8	Cap Screw, Hex Hd., 1/2-13 x 1-1/4"
7	2900499	2	Cap Screw, Hex Hd., 1/2-13 x 1-1/2"
8	6013034	1	Engine Mount R.H.
9	6013033	1	Engine Mount L.H.
10	2900026	6	Lock Nut, 1/2-13 Nylon
11	6010645	1	Shaft/Flange Guard (Wide)
12	2900156	1	Lock Pin with Ring
13	6010683	2	Rear Pointer Rod
14	2900033	2	Hex Nut, 3/8-16
15	2900013	2	Cap Screw, Hex Hd., 3/8-16 x 1-1/4"
16	6013115	1	Sheave Guard
17	2900014	2	Flat Washer, 3/8" SAE
18	2900006	2	Lock Washer, 3/8" Split
19	2900005	2	Cap Screw, Hex Hd., 3/8-16 x 1"

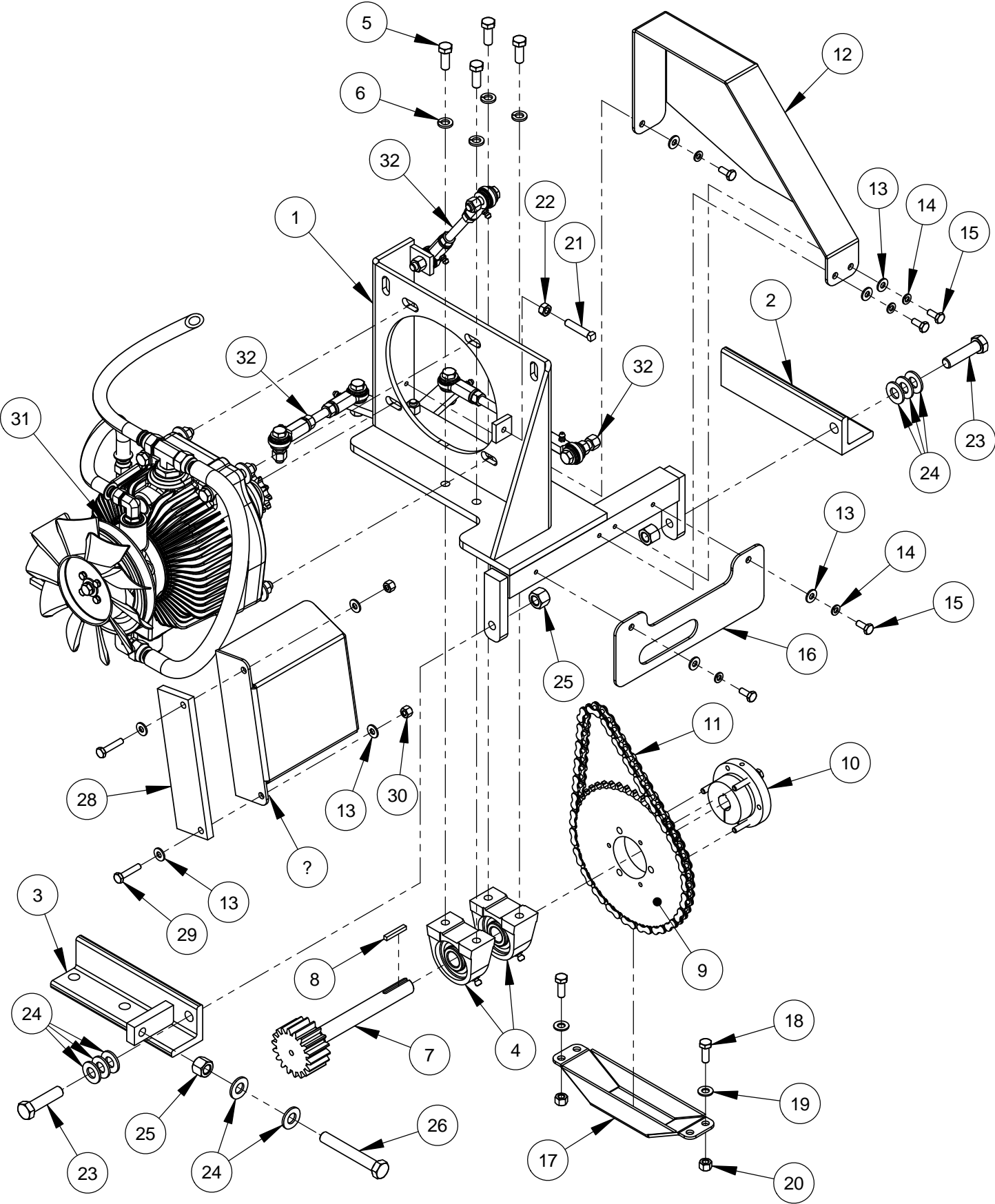


## Hydraulic Cylinder Assembly #6013170



ITEM	PART NO.	QTY.	DESCRIPTION
1	2500555	1	Hydraulic Cylinder
2	6010031	1	Cylinder Pin, 3"
3	6010119	1	Cylinder Pin, 3-1/2"
4	2900064	4	Hair Pin Cotter, 3/4"
5	3200067	1	Cylinder Breather, 1/4" NPT
6	3200057	1	Elbow, 1/4" M. Pipe to 1/4" M. JIC
7	3200054	1	Hose Assembly, 32" Long

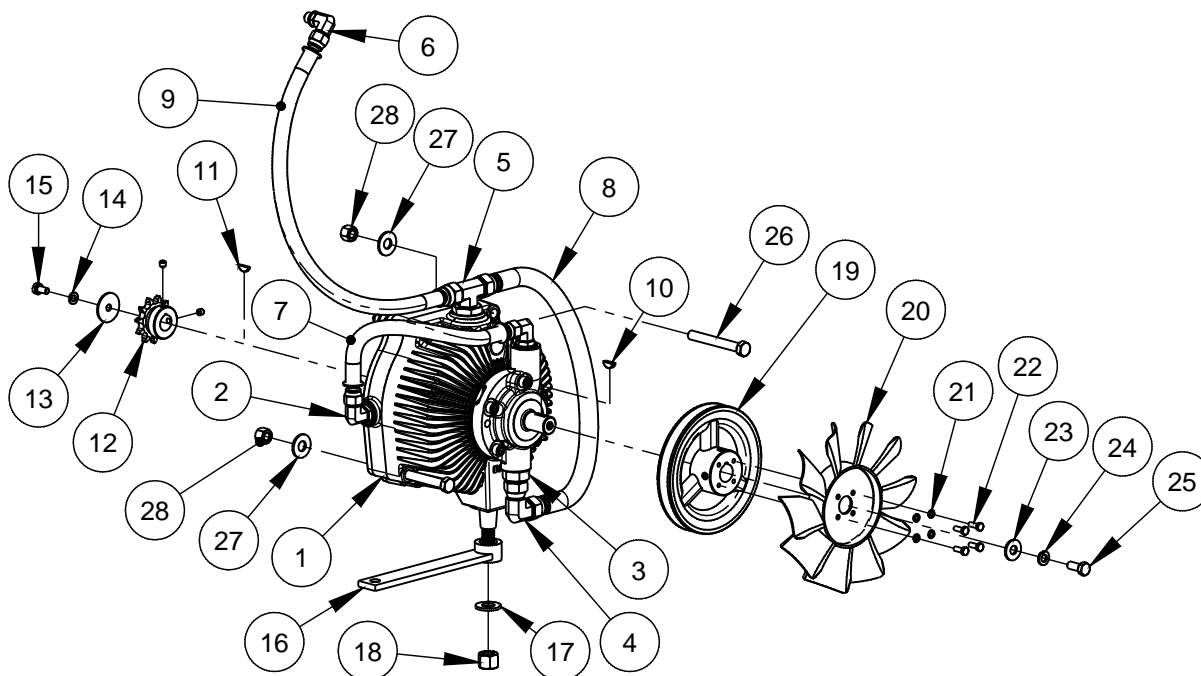
**Rear Drive Assembly #6013178**



## Rear Drive Assembly #6013178

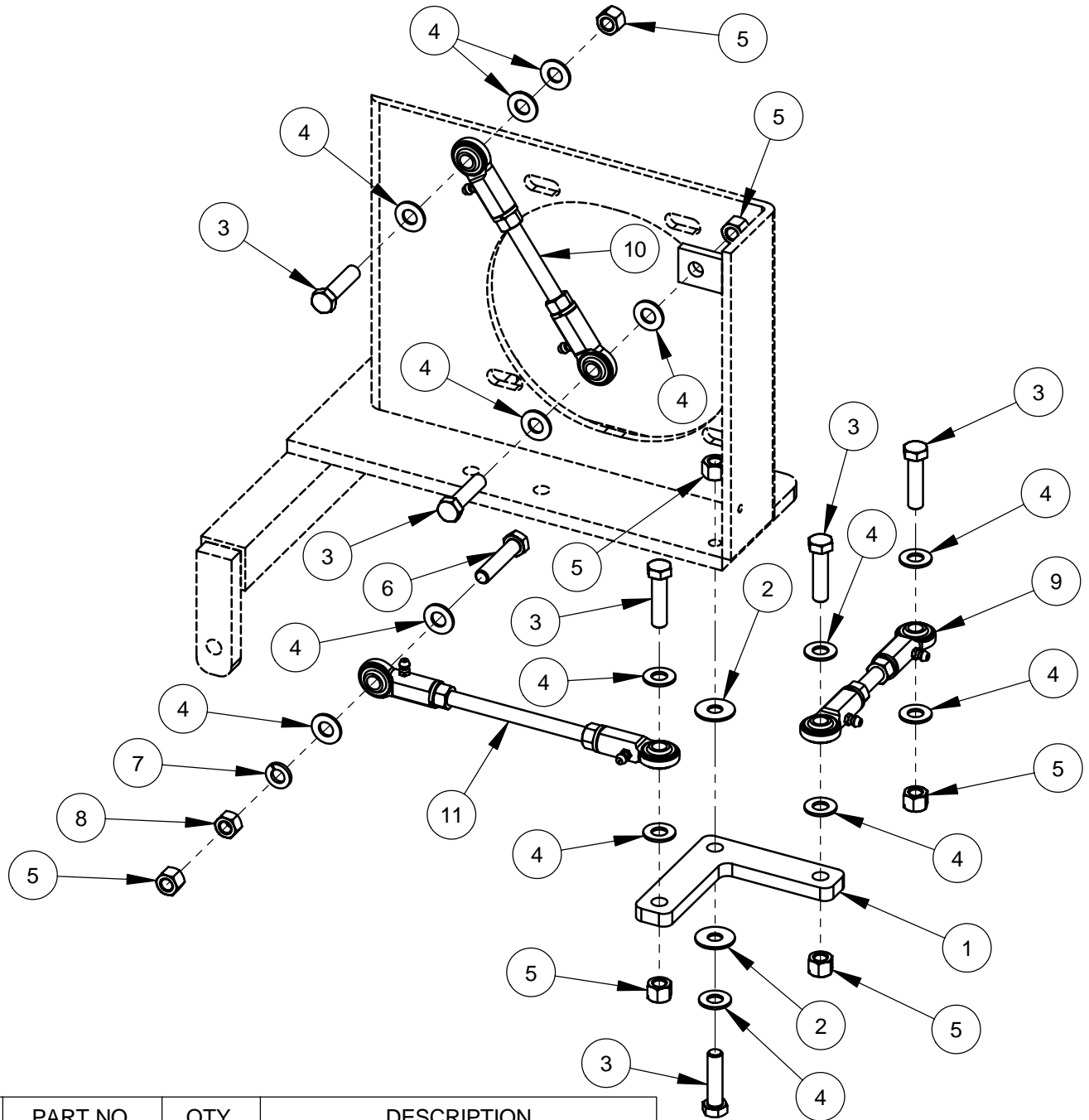
ITEM	PART NO.	QTY.	DESCRIPTION
1	6010068	1	Transmission Platform Weldment
2	6010027	1	Mount Foot, Right Hand
3	6010028	1	Mount Foot, Adjustable
4	2500159	2	Pillow Block Bearing, 3/4"
5	2900005	4	Cap Screw, Hex Hd., 3/8-16 x 1"
6	2900006	4	Lock Washer, 3/8" Split
7	6010664	1	Transmission Jackshaft 18T
8	6048229	1	Key, 3/16" Sq. x 1-1/4"
9	2500148	1	Sprocket, #40 x 45 Tooth
10	2500149	1	QD Bushing, SDS x 3/4" w/Fasteners
11	6010069	1	Chain, #40 x 56 Pitch
12	6010671	1	Chain Guard
13	2900009	9	Flat Washer, 1/4" SAE
14	2900024	5	Lock Washer, 1/4" Split
15	2900023	5	Cap Screw, Hex Hd., 1/4-20 x 5/8"
16	6010679	1	Gear Guard
17	6010674	1	Sprocket Guard
18	2900668	2	Cap Screw, Hex Hd., 5/16-18 x 7/8"
19	2900022	2	Flat Washer, 5/16" SAE
20	2900039	2	Lock Nut, 5/16-18 Nylon
21	2900140	1	Set Screw, Sq. Hd., 5/16-18 x 1-1/2"
22	2900141	1	Hex Nut, 5/16-18
23	2900106	2	Cap Screw, Hex Hd., 1/2-13 x 2"
24	2900058	8	Flat Washer, 1/2" SAE
25	2900026	3	Lock Nut, 1/2-13 Nylon
26	2900542	1	Tap Bolt, Hex Hd., 1/2-13 x 3-1/2"
27	6010673	1	Fan Guard
28	6010735	1	Spacer, Fan Guard
29	2900052	2	Cap Screw, Hex Hd., 1/4-20 x 1-1/4"
30	2900010	2	Lock Nut, 1/4-20 Nylon
31	6011678	1	Eaton 11 Transmission Assembly
32	6010725	1	Linkage Assembly

## Eaton Transmission Assembly #6011678



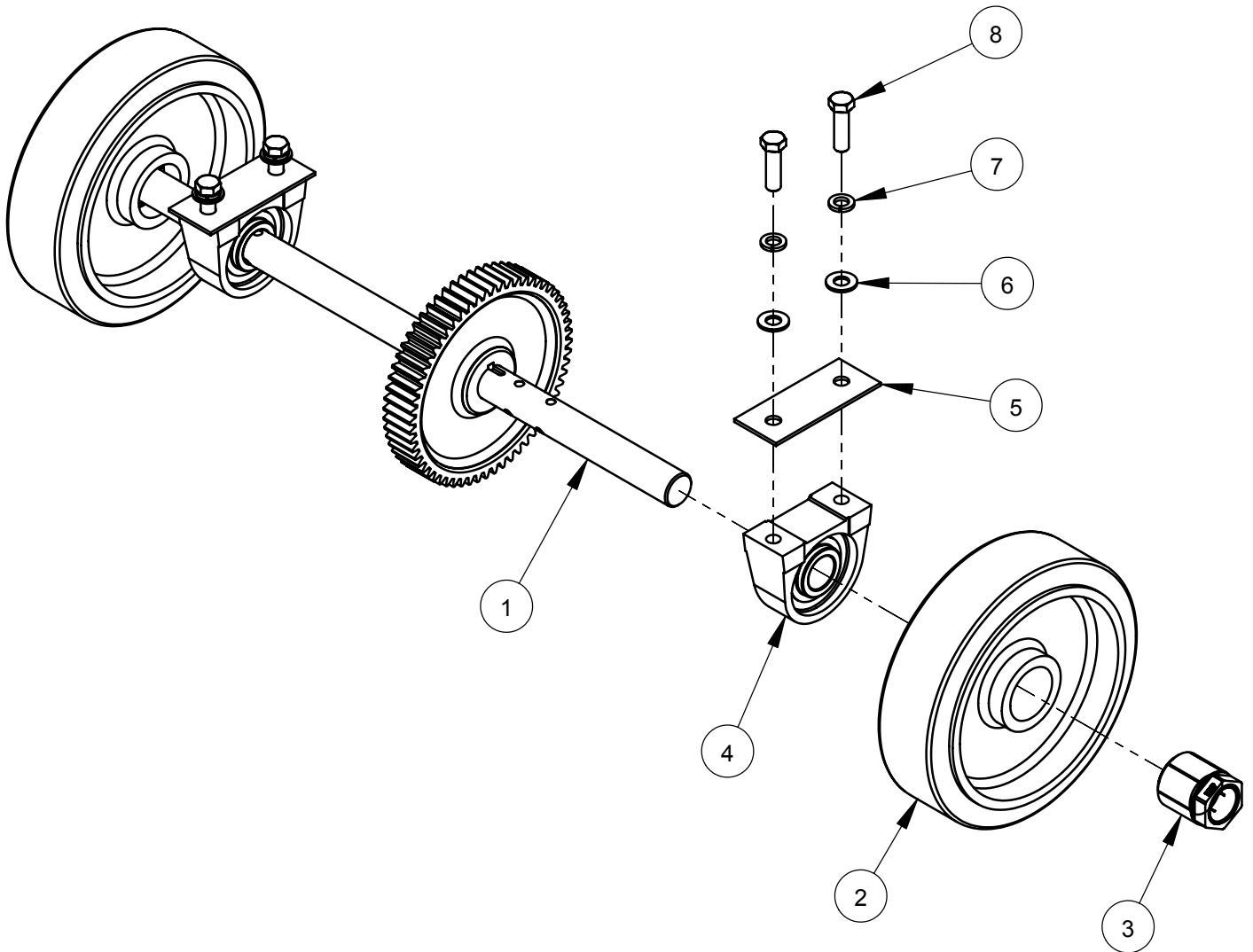
ITEM	PART NO.	QTY.	DESCRIPTION
1	2600720	1	Eaton Model 11 Transmission
2	3200271	2	Elbow, 3/8" O-Ring to 3/8" M. JIC
3	3200287	1	Adapter, 5/8" O-Ring to 1/2" M. JIC
4	3200304	1	Elbow, 1/2" M. JIC to 1/2" F. JIC
5	3201878	1	Tee, 1/2" M. JIC to 5/8" O-Ring
6	3200116	1	Elbow, 1/4" O-Ring to 3/8" M. JIC
7	6012250	1	Hose Assembly 3/8" x 10"
8	6012251	1	Hose Assembly 1/2" x 16"
9	6012252	1	Hose Assembly 3/8" x 26"
10	2900143	1	Woodruff Key #61, 3/16" x 5/8"
11	2900063	1	Woodruff Key #405, 1/8" x 5/8"
12	2500150	1	Sprocket, #40 x 11 Tooth w/Setscrews
13	2900083	1	Fender Washer, 1/4" x 1-1/4"
14	2900024	1	Lock Washer, 1/4" Split
15	2900082	1	Cap Screw, Hex Hd., 1/4-20 x 1/2"
16	6010064	1	Shift Lever
17	2900058	1	Flat Washer, 1/2" SAE
18	2900026	1	Lock Nut, 1/2-13 Nylon
19	6010682	1	Transmission Pulley 5.5"
20	2500519	1	Cooling Fan, 7"
21	2900038	4	Lock Washer, #10 Split
22	2900448	4	Machine Screw, Hex Hd., #10-32 x 1/2"
23	2900567	1	Flat Washer, 5/16" USS
24	2900031	1	Lock Washer, 5/16" Split
25	2900019	1	Cap Screw, Hex Hd., 5/16-18 x 3/4"
26	2900035	4	Cap Screw, Hex Hd., 3/8-16 x 3"
27	2900473	4	Flat Washer, 3/8" USS
28	2900018	4	Locknut, 3/8-16, Nylon

## Linkage Assembly #6010725



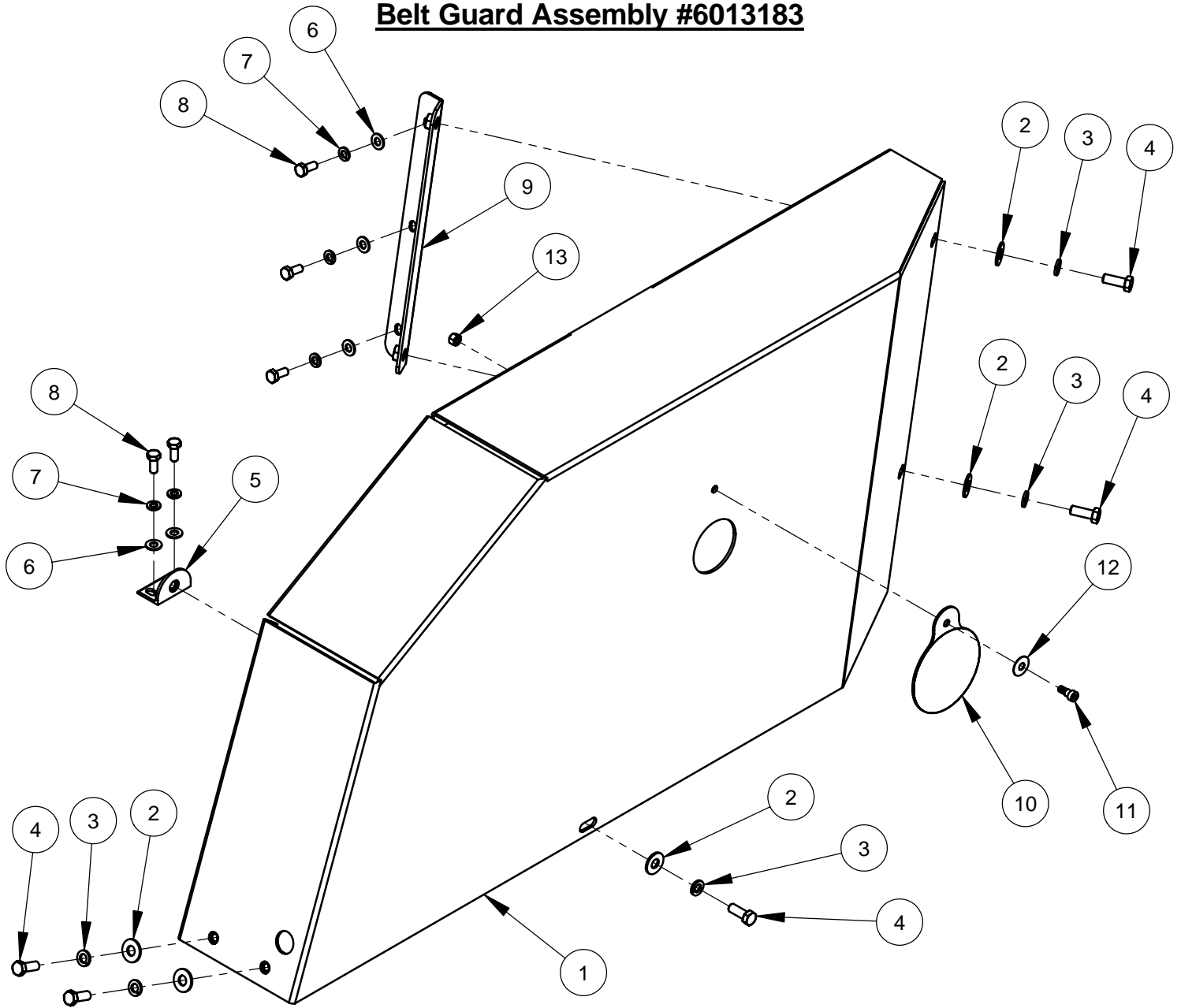
ITEM	PART NO.	QTY.	DESCRIPTION
1	6010067	1	Bell Crank
2	2900153	2	Friction Washer, 3/8"
3	2900029	6	Cap Screw, Hex Hd., 3/8-16 x 1-1/2"
4	2900014	14	Flat Washer, 3/8" SAE
5	2900018	7	Lock Nut, 3/8-16 Nylon
6	2900047	1	Cap Screw, Hex Hd., 3/8-16 x 1-3/4"
7	2900006	1	Lock Washer, 3/8" Split
8	2900033	1	Hex Nut, 3/8-16
9	6010704	1	Linkage Assembly 5-1/8"
10	6010705	1	Linkage Assembly 6-1/4"
11	6010706	1	Linkage Assembly 8"

## Rear Axle Assembly #6010743 (Eaton / Gear)



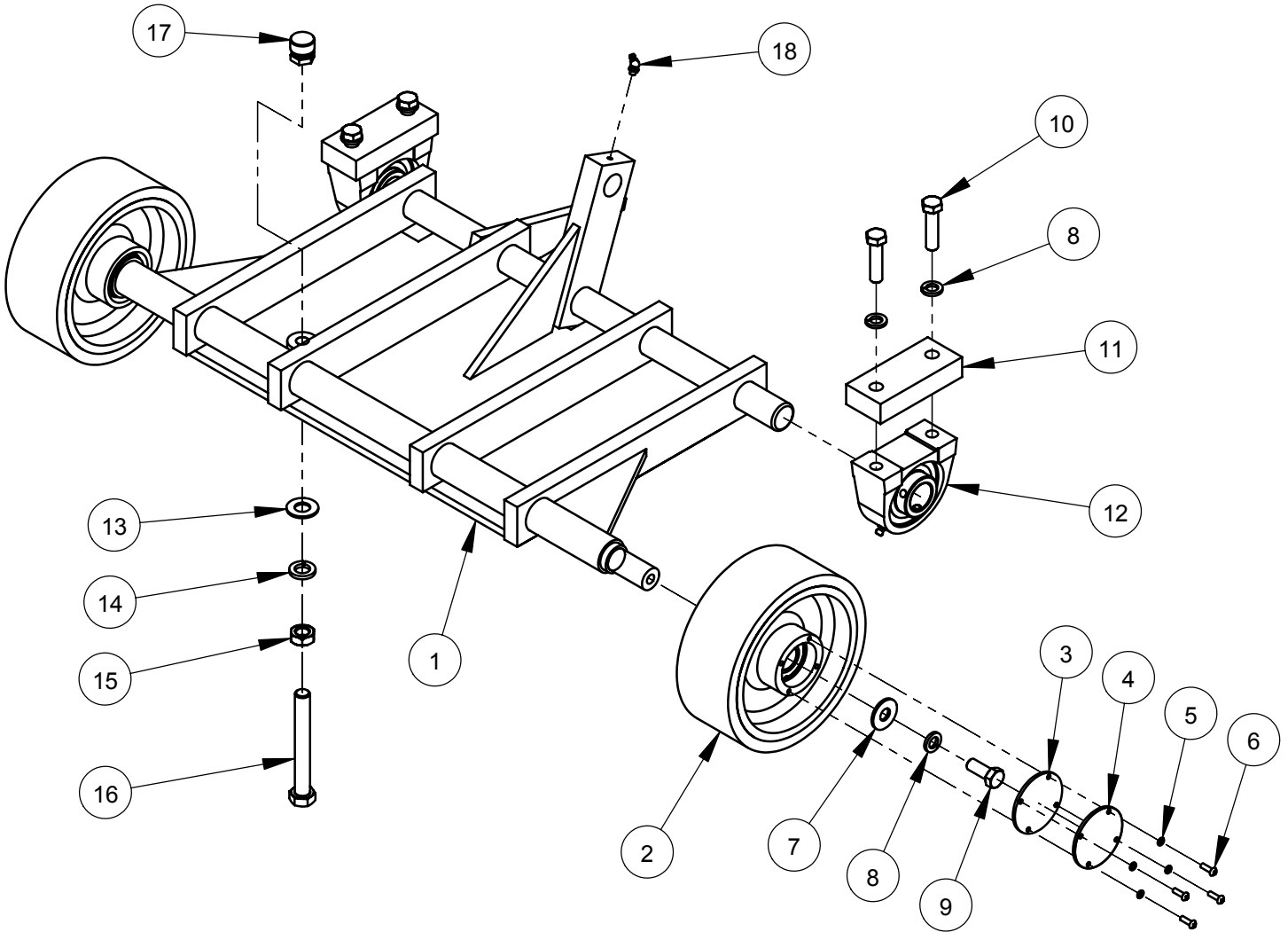
ITEM	PART NO.	QTY.	DESCRIPTION
1	6010686	1	Rear Axle Weldment w/60 Tooth Gear
2	2500873	2	Wheel, 10" Rear with 2" Bore
3	2500874	2	Trantorque Bushing, 1-1/4"
4	2500158	2	Pillow Block Bearing 1-1/4"
5	6010024	2	Rear Axle Bearing Spacer, 1/8"
6	2900058	4	Flat Washer, 1/2" SAE
7	2900084	4	Lock Washer, 1/2" Split
8	2900139	4	Cap Screw, Hex Hd., 1/2-13 x 1-3/4"

## Belt Guard Assembly #6013183



ITEM	PART NO.	QTY.	DESCRIPTION
1	6013163	1	Belt Guard
2	2900473	5	Flat Washer, 3/8" USS
3	2900006	5	Lock Washer, 3/8" Split
4	2900005	5	Cap Screw, Hex Hd., 3/8-16 x 1"
5	6010558	1	Guard Mounting Tab, 3/8-16
6	2900022	5	Flat Washer, 5/16" SAE
7	2900031	5	Lock Washer, 5/16" Split
8	2900019	5	Cap Screw, Hex Hd., 5/16-18 x 3/4"
9	6010556	1	Belt Guard Mount Bracket
10	6010768	1	Swing Cover Plate with Label
11	2900246	1	Shoulder Screw, 5/16" x 1/4" (1/4-20)
12	2900252	1	Belleville Washer, 5/16"
13	2900010	1	Lock Nut, 1/4-20 Nylon

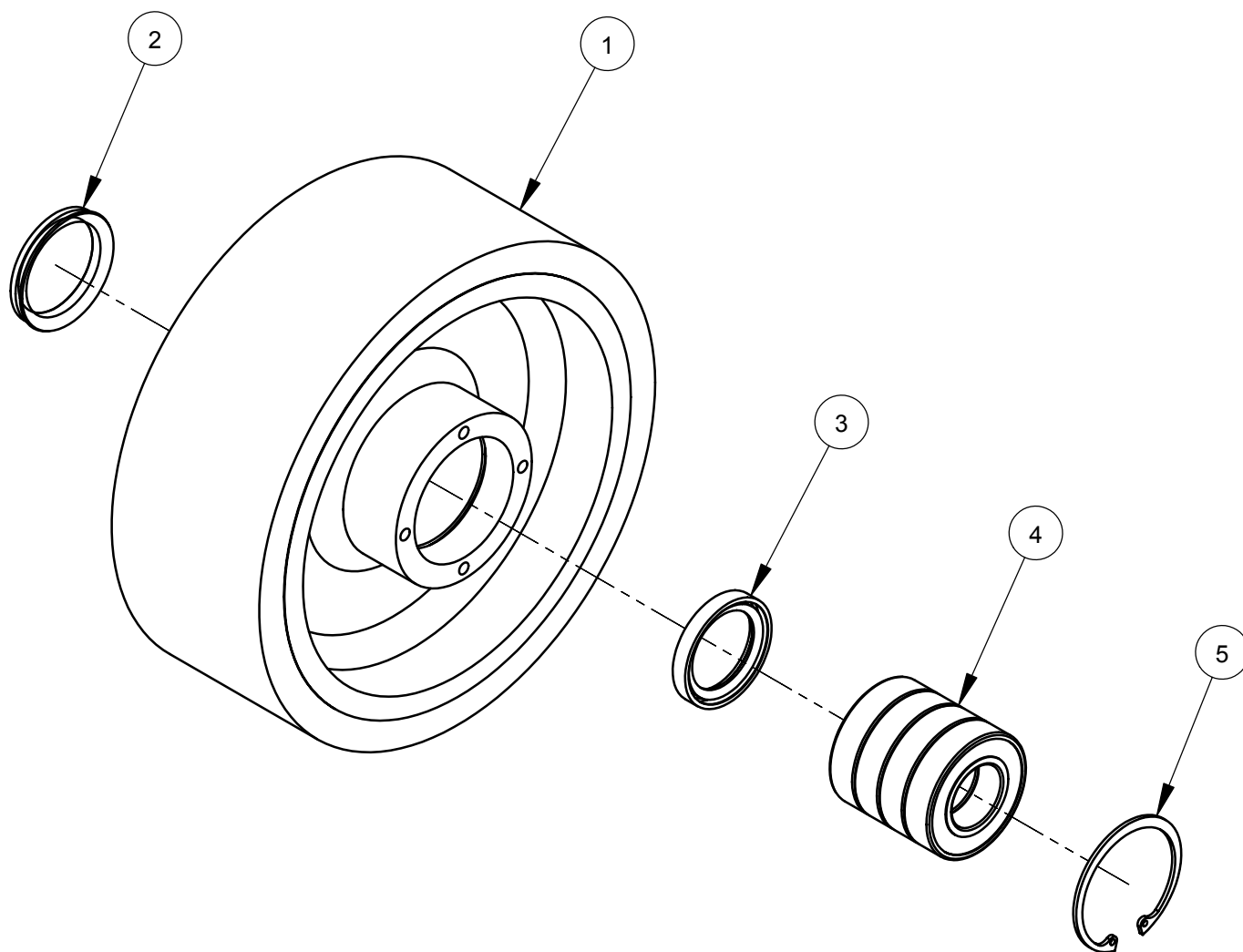
## Front Axle Assembly #6013132



ITEM	PART NO.	QTY.	DESCRIPTION
1	6013133	1	Front Axle Weldment
2	6010581	2	Wheel Assembly, 8" Front
3	2501393	2	Wheel Cover Gasket
4	6010536	2	Wheel Cover
5	2900038	8	Lock Washer, #10 Split
6	2900159	8	Machine Screw, Rd. Hd., #10-24 x 5/8"
7	2900127	2	Flat Washer, 1/2" USS
8	2900084	6	Lock Washer, 1/2" Split
9	2900025	2	Cap Screw, Hex Hd., 1/2-13 x 1-1/4"
10	2900106	4	Cap Screw, Hex Hd., 1/2-13 x 2"
11	6013010	2	Front Axle Bearing Spacer 1"
12	2500158	2	Pillow Block Bearing 1-1/4"
13	2900002	1	Flat Washer, 5/8" SAE
14	2900113	1	Lock Washer, 5/8" Split
15	2900256	1	Jam Nut, 5/8-11
16	2900725	1	Tap Bolt, Hex Hd., 5/8-11 x 5"
17	2900446	1	Swivel Pad Nut, 5/8-11
18	2900184	1	Grease Fitting, 1/8" NPT x 45 degree



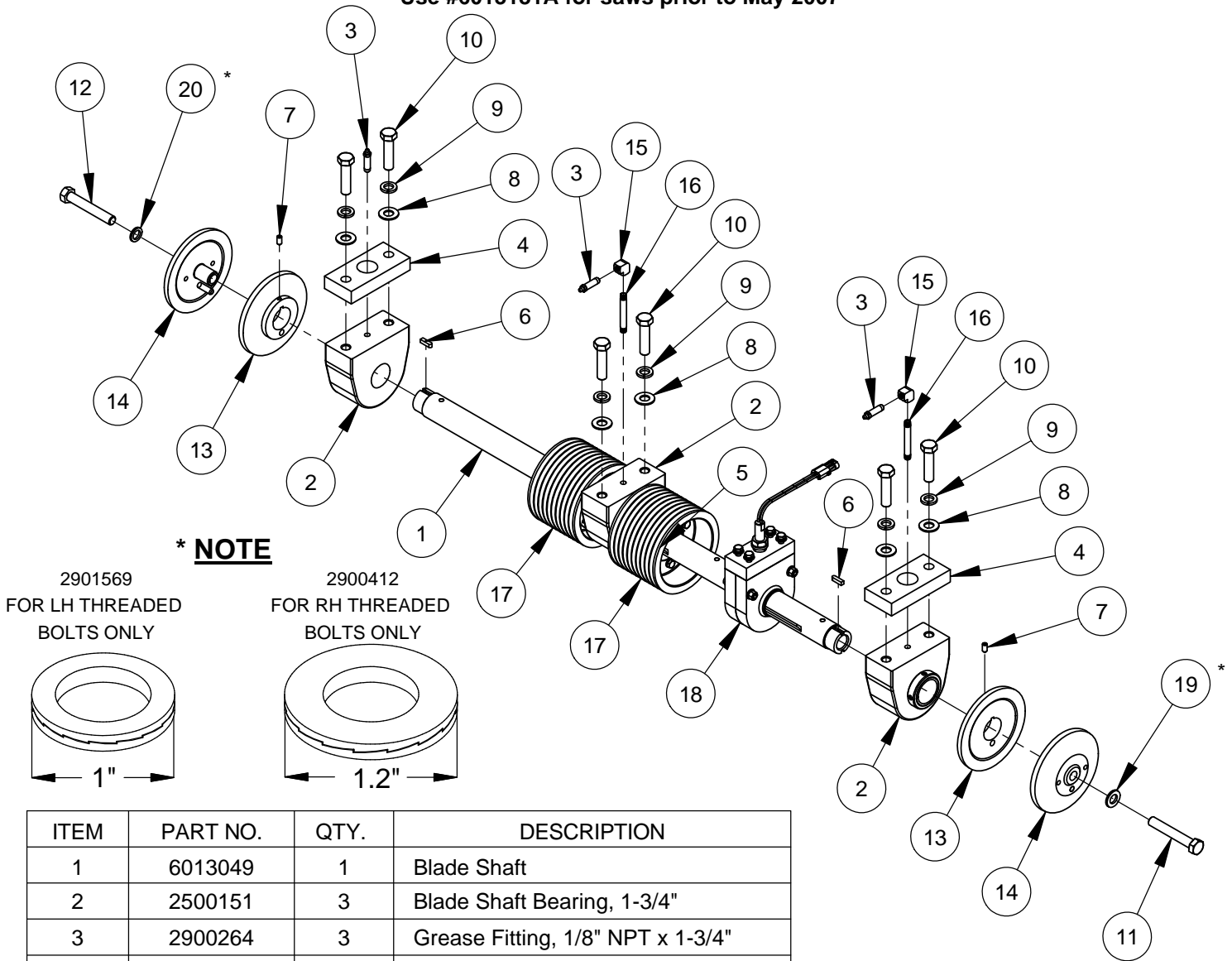
## Front Wheel Assembly #6010581



ITEM	PART NO.	QTY.	DESCRIPTION
1	2501390	1	Wheel, 8" Front
2	2501428	1	Seal, 1-1/2" V-Ring
3	2501391	1	Seal, 1-1/4" x 1-3/4" x 1/4"
4	2501418	4	Ball Bearing, 1" x 2" x 1/2"
5	2501392	1	Retaining Ring, 2" Internal

# Blade Shaft Assembly #6013195A\* (Blades 26" - 36")

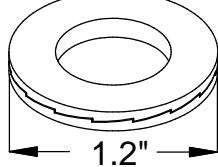
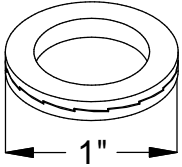
\*Use #6013181A for saws prior to May 2007



**\* NOTE**

2901569  
FOR LH THREADED  
BOLTS ONLY

2900412  
FOR RH THREADED  
BOLTS ONLY



ITEM	PART NO.	QTY.	DESCRIPTION
1	6013049	1	Blade Shaft
2	2500151	3	Blade Shaft Bearing, 1-3/4"
3	2900264	3	Grease Fitting, 1/8" NPT x 1-3/4"
4	6013019	2	Blade Shaft Bearing Spacer 1"
5	6047959	2	Key, 3/8" Sq. x 2-1/4"
6	6010040	2	Key, 1/4" Sq. x 15/16"
7	2900418	2	Set Screw, Soc. Hd., 5/16-18 x 5/8"
8	2900002	6	Flat Washer, 5/8" SAE
9	2900113	6	Lock Washer, 5/8" Split
10	2900527	6	Cap Screw, Hex Hd., 5/8-11 x 2-1/2"
11	2900146	1	Cap Screw, Hex Hd., 5/8-11 x 4"
12	2900130	1	Cap Screw, Hex Hd., 5/8-11 x 4" LH
13	6010038	2	Inner Flange 6"
14	6010039	2	Outer Flange 6" with Pin
15	3200154	2	Pipe Elbow, 1/8" NPT Female
16	3200179	2	Pipe Nipple, 1/8" NPT x 3"
17	6013046	2	Sheave, 6" x 10 Groove w/Bushing
18	6013169	1	Shaft Tach Gear Assembly
19	2900412	1	Lock Washer, Wedge 5/8"
20	2901569	1	Lock Washer, Wedge 5/8" LH

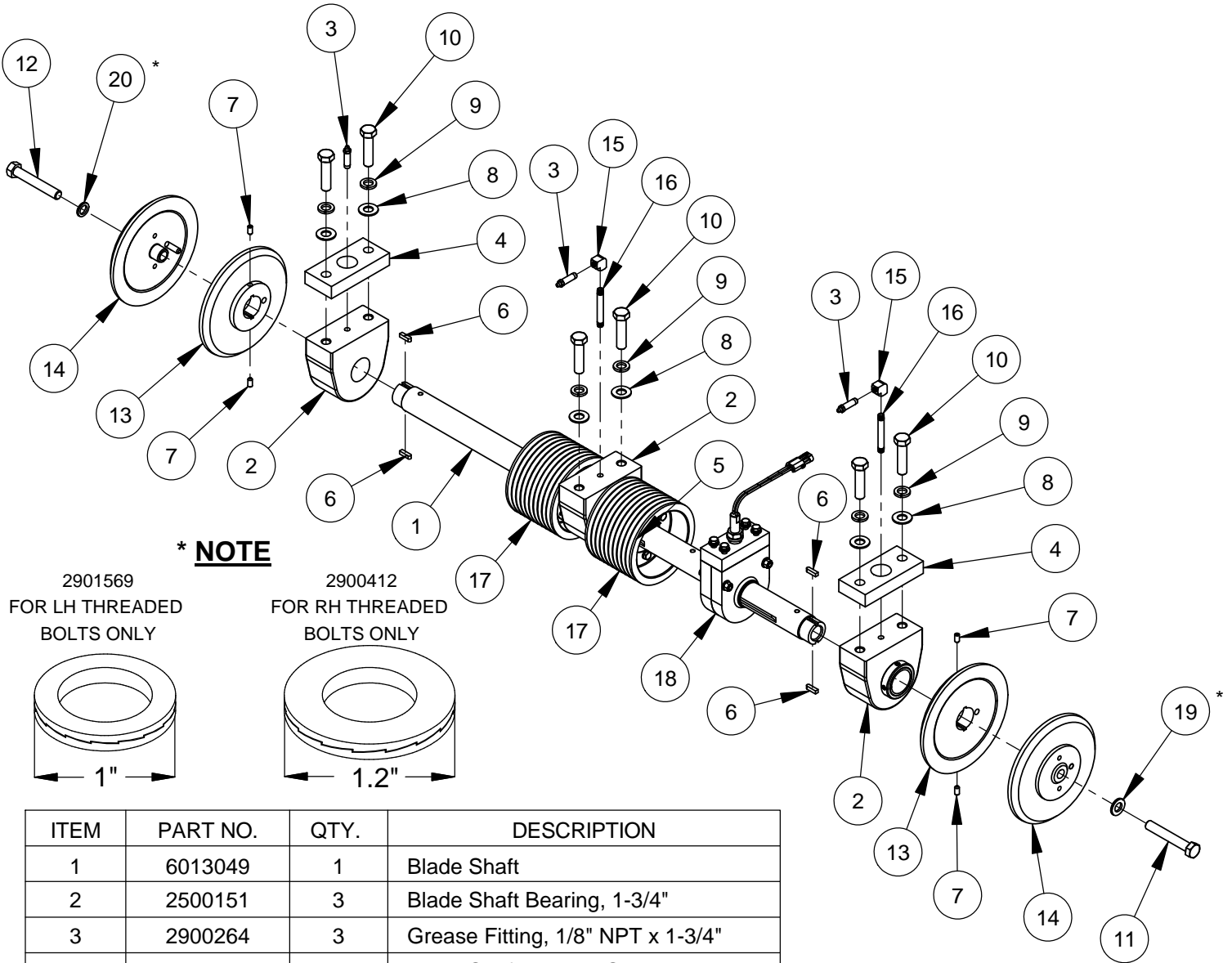
← #6013182 for saws prior to May 2007

\* See Note

\* See Note

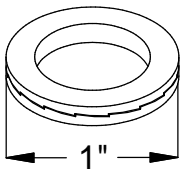
# Blade Shaft Assembly #6013195B\* (Blades 42" - 54")

\*Use #6013181B for saws prior to May 2007

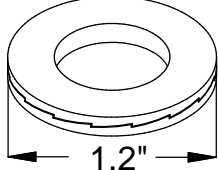


**\* NOTE**

2901569  
FOR LH THREADED  
BOLTS ONLY



2900412  
FOR RH THREADED  
BOLTS ONLY



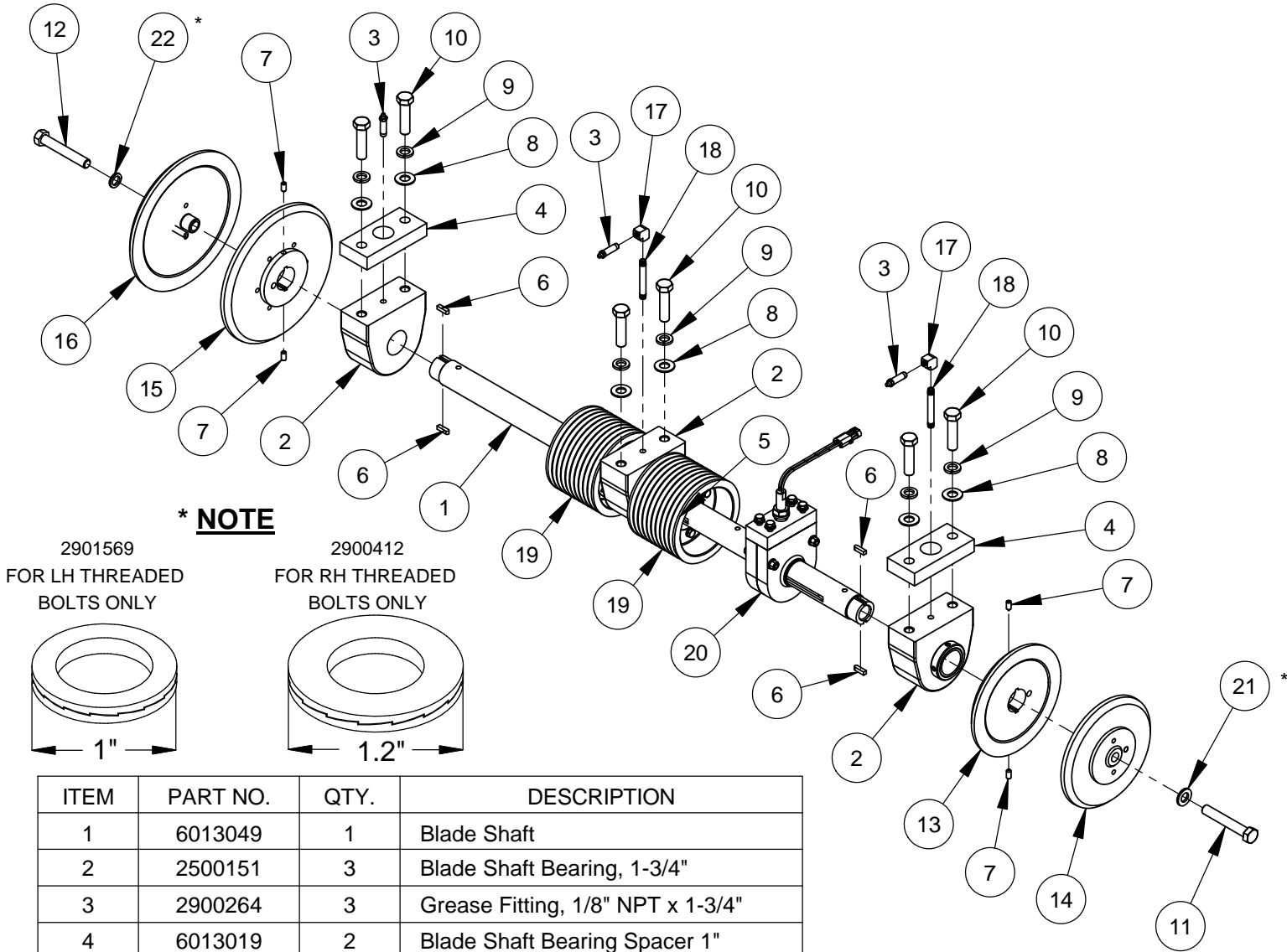
ITEM	PART NO.	QTY.	DESCRIPTION
1	6013049	1	Blade Shaft
2	2500151	3	Blade Shaft Bearing, 1-3/4"
3	2900264	3	Grease Fitting, 1/8" NPT x 1-3/4"
4	6013019	2	Blade Shaft Bearing Spacer 1"
5	6047959	2	Key, 3/8" Sq. x 2-1/4"
6	6010040	4	Key, 1/4" Sq. x 15/16"
7	2900418	4	Set Screw, Soc. Hd., 5/16-18 x 5/8"
8	2900002	6	Flat Washer, 5/8" SAE
9	2900113	6	Lock Washer, 5/8" Split
10	2900527	6	Cap Screw, Hex Hd., 5/8-11 x 2-1/2"
11	2900146	1	Cap Screw, Hex Hd., 5/8-11 x 4"
12	2900130	1	Cap Screw, Hex Hd., 5/8-11 x 4" LH
13	6013017	2	Inner Flange 8"
14	6013018	2	Outer Flange 8" with Pin
15	3200154	2	Pipe Elbow, 1/8" NPT Female
16	3200179	2	Pipe Nipple, 1/8" NPT x 3"
17	6013046	2	Sheave, 6" x 10 Groove w/Bushing
18	6013169	1	Shaft Tach Gear Assembly
19	2900412	1	Lock Washer, Wedge 5/8"
20	2901569	1	Lock Washer, Wedge 5/8" LH

← #6013182 for saws prior to May 2007

\* See Note

\* See Note

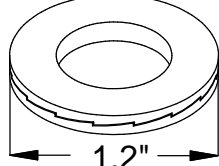
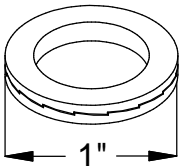
## Blade Shaft Assembly #6013195C (Blades 60")



**\* NOTE**

2901569  
FOR LH THREADED  
BOLTS ONLY

2900412  
FOR RH THREADED  
BOLTS ONLY

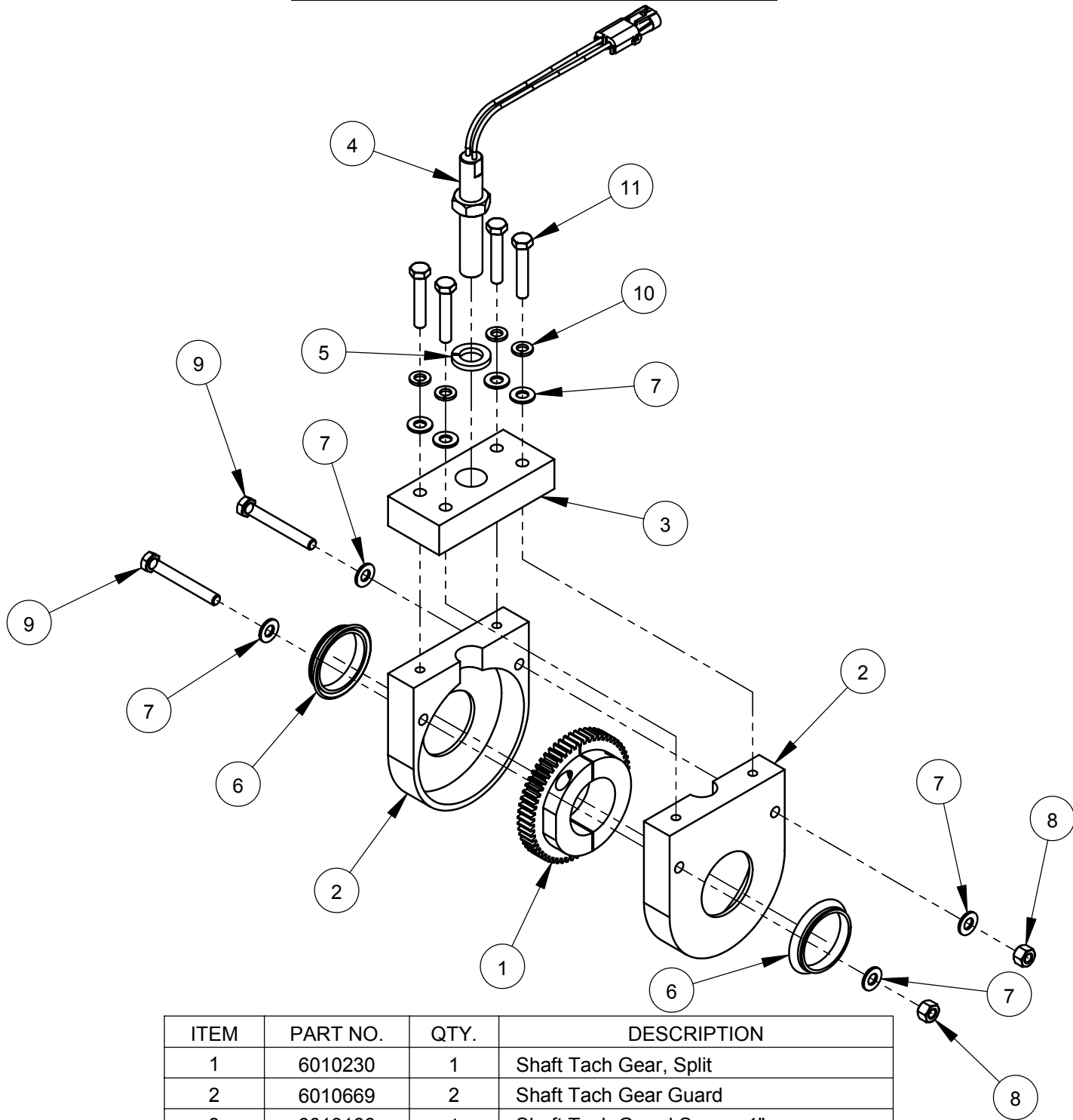


ITEM	PART NO.	QTY.	DESCRIPTION
1	6013049	1	Blade Shaft
2	2500151	3	Blade Shaft Bearing, 1-3/4"
3	2900264	3	Grease Fitting, 1/8" NPT x 1-3/4"
4	6013019	2	Blade Shaft Bearing Spacer 1"
5	6047959	2	Key, 3/8" Sq. x 2-1/4"
6	6010040	4	Key, 1/4" Sq. x 15/16"
7	2900418	4	Set Screw, Soc. Hd., 5/16-18 x 5/8"
8	2900002	6	Flat Washer, 5/8" SAE
9	2900113	6	Lock Washer, 5/8" Split
10	2900527	6	Cap Screw, Hex Hd., 5/8-11 x 2-1/2"
11	2900146	1	Cap Screw, Hex Hd., 5/8-11 x 4"
12	2900130	1	Cap Screw, Hex Hd., 5/8-11 x 4" LH
13	6013017	1	Inner Flange 8"
14	6013018	1	Outer Flange 8" with Pin
15	6040039	1	Inner Flange 10"
16	6040040	1	Outer Flange 10" with Pin
17	3200154	2	Pipe Elbow, 1/8" NPT Female
18	3200179	2	Pipe Nipple, 1/8" NPT x 3"
19	6013046	2	Sheave, 6" x 10 Groove w/Bushing
20	6013169	1	Shaft Tach Gear Assembly
21	2900412	1	Lock Washer, Wedge 5/8"
22	2901569	1	Lock Washer, Wedge 5/8" LH

\* See Note

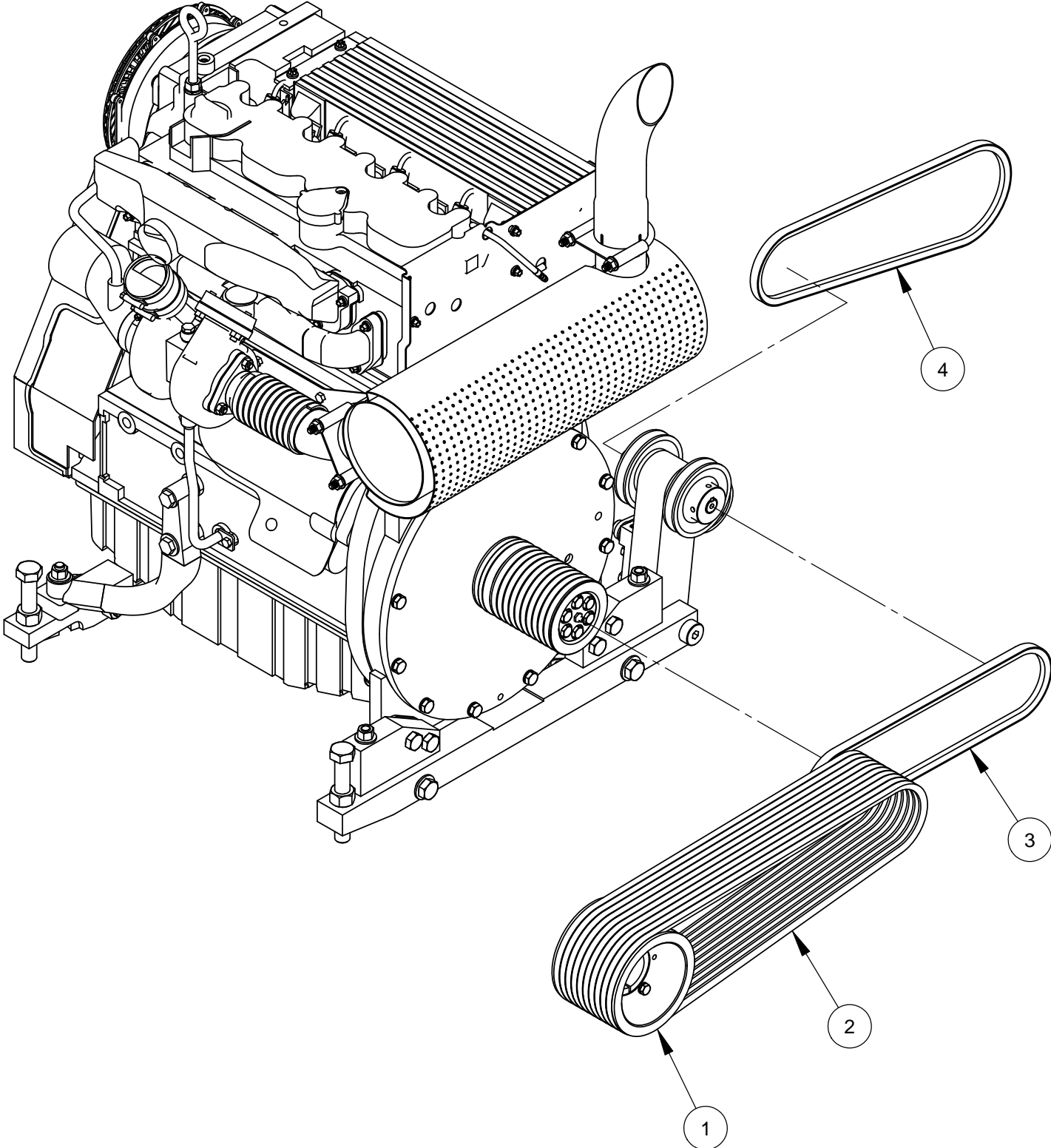
\* See Note

## Shaft Tach Gear Assembly #6013169



ITEM	PART NO.	QTY.	DESCRIPTION
1	6010230	1	Shaft Tach Gear, Split
2	6010669	2	Shaft Tach Gear Guard
3	6013166	1	Shaft Tach Guard Spacer 1"
4	2800170	1	Magnetic Sensor w/Jam Nut
5	2900113	1	Lock Washer, 5/8" Split
6	2501752	2	Seal, 1-3/4" V-Ring
7	2900022	8	Flat Washer, 5/16" SAE
8	2900039	2	Lock Nut, 5/16-18 Nylon
9	2900726	2	Cap Screw, Hex Hd., 5/16-18 x 2-1/2"
10	2900031	4	Lock Washer, 5/16" Split
11	2900538	4	Cap Screw, Hex Hd., 5/16-18 x 1-3/4"

**Belt Drive Assembly #6013206**



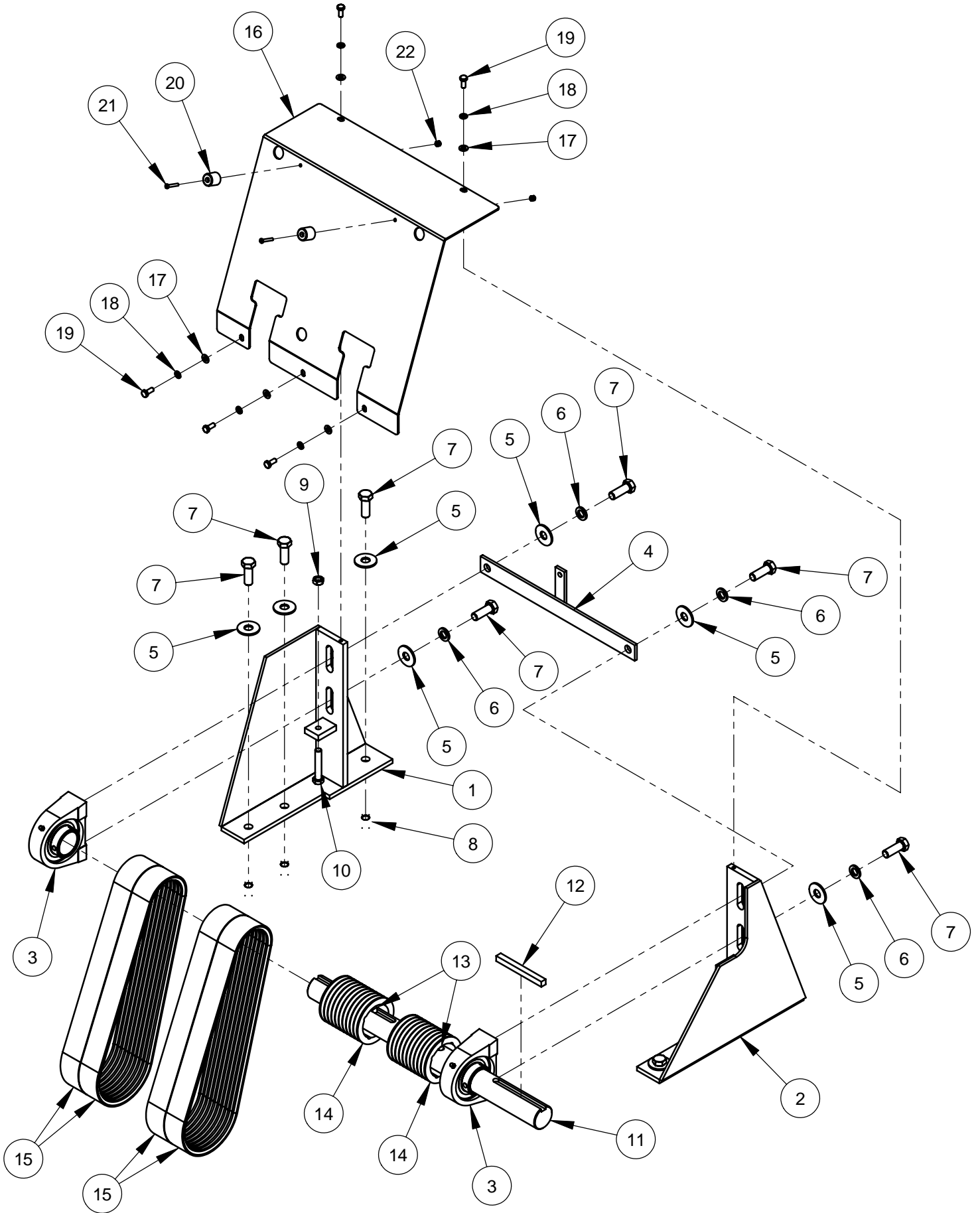
## **Belt Drive Assembly #6013206**

<b>26" &amp; 30" BLADE DRIVE #6013206A</b>			
ITEM	PART NO.	QTY.	DESCRIPTION
1	6010544	1	Sheave, 4" x 10 Groove w/Bushing
	2501380	1	Sheave, 4" x 10 Groove Taper Style
	2501411	1	Taper Bushing, 2" w/Setscrews & Key
2	2503958	1	V-Belt, 3VX475K (Matched Set of 10)
3	2501968	1	V-Belt, AX36
4	2501780	1	V-Belt, AX40

<b>36" &amp; 42" BLADE DRIVE #6013206C</b>			
ITEM	PART NO.	QTY.	DESCRIPTION
1	6013157	1	Sheave, 5.6" x 10 Groove w/Bushing
	2500209	1	Sheave, 5.6" x 10 Groove QD Style
	2500153	1	QD Bushing, SK x 2" w/Fasteners
2	2503959	1	V-Belt, 3VX500K (Matched Set of 10)
3	2501968	1	V-Belt, AX36
4	2501780	1	V-Belt, AX40

<b>48" TO 60" BLADE DRIVE #6013206E</b>			
ITEM	PART NO.	QTY.	DESCRIPTION
1	6013158	1	Sheave, 7.6" x 10 Groove w/Bushing
	6010287	1	Sheave, 7.6" x 10 Groove QD Style
	2500210	1	QD Bushing, SF x 2" w/Fasteners
2	2503960	1	V-Belt, 3VX530K (Matched Set of 10)
3	2501968	1	V-Belt, AX36
4	2501780	1	V-Belt, AX40

# Jackshaft Assembly #6013196A





## Jackshaft Assembly #6013196A

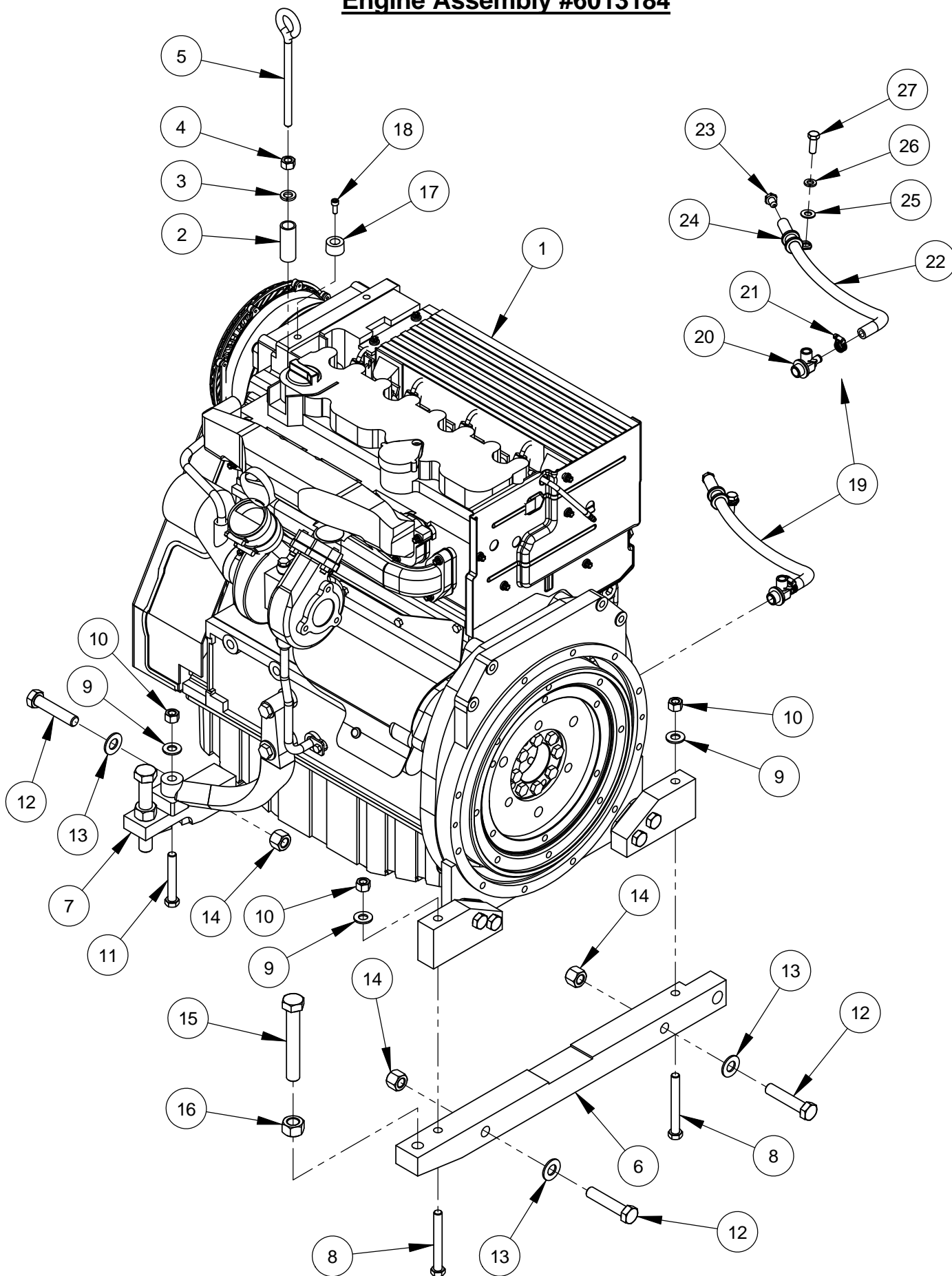
(Use #6013120A for saws prior May 2007)

ITEM	PART NO.	QTY.	DESCRIPTION
1	6013012	1	Jackshaft Mount R.H.
2	6013011	1	Jackshaft Mount L.H.
3	2500435	2	Pillow Block Bearing 2"
4	6013014	1	Jackshaft Brace
5	2900721	10	Flat Washer, 5/8" USS Hardened
6	2900113	4	Lock Washer, 5/8" Split
7	2900147	10	Cap Screw, Hex Hd., 5/8-11 x 1-3/4"
8	2900135	6	Lock Nut, 5/8-11 Nylon
9	2900129	2	Jam Nut, 1/2-13
10	2900541	2	Tap Bolt, Hex Hd., 1/2-13 x 2-3/4"
11	6013016	1	Jackshaft
12	6013112	1	Key, 1/2" Sq. x 5" Long
13	6011227	2	Key, 1/2" Sq. x 4" Bevel End Step
14	6010544	2	Sheave, 4" x 10 Groove w/Bushing
15	2502043	4	Banded Belt, 5/3VX450 - 5 Strand
16	6013036	1	Jackshaft Guard
17	2900022	5	Flat Washer, 5/16" SAE
18	2900031	5	Lock Washer, 5/16" Split
19	2900019	5	Cap Screw, Hex Hd., 5/16-18 x 3/4"
20	2501093	2	Bumper, 1"
21	2900172	2	Machine Screw, Rd. Hd., #10-24 x 1-1/4"
22	2900017	2	Lock Nut, #10-24 Nylon

**For saws prior  
to May 2007:**

← → **Use #4641010**  
 ← → **Use #6010150**  
 ← → **Use #2500436**

# Engine Assembly #6013184

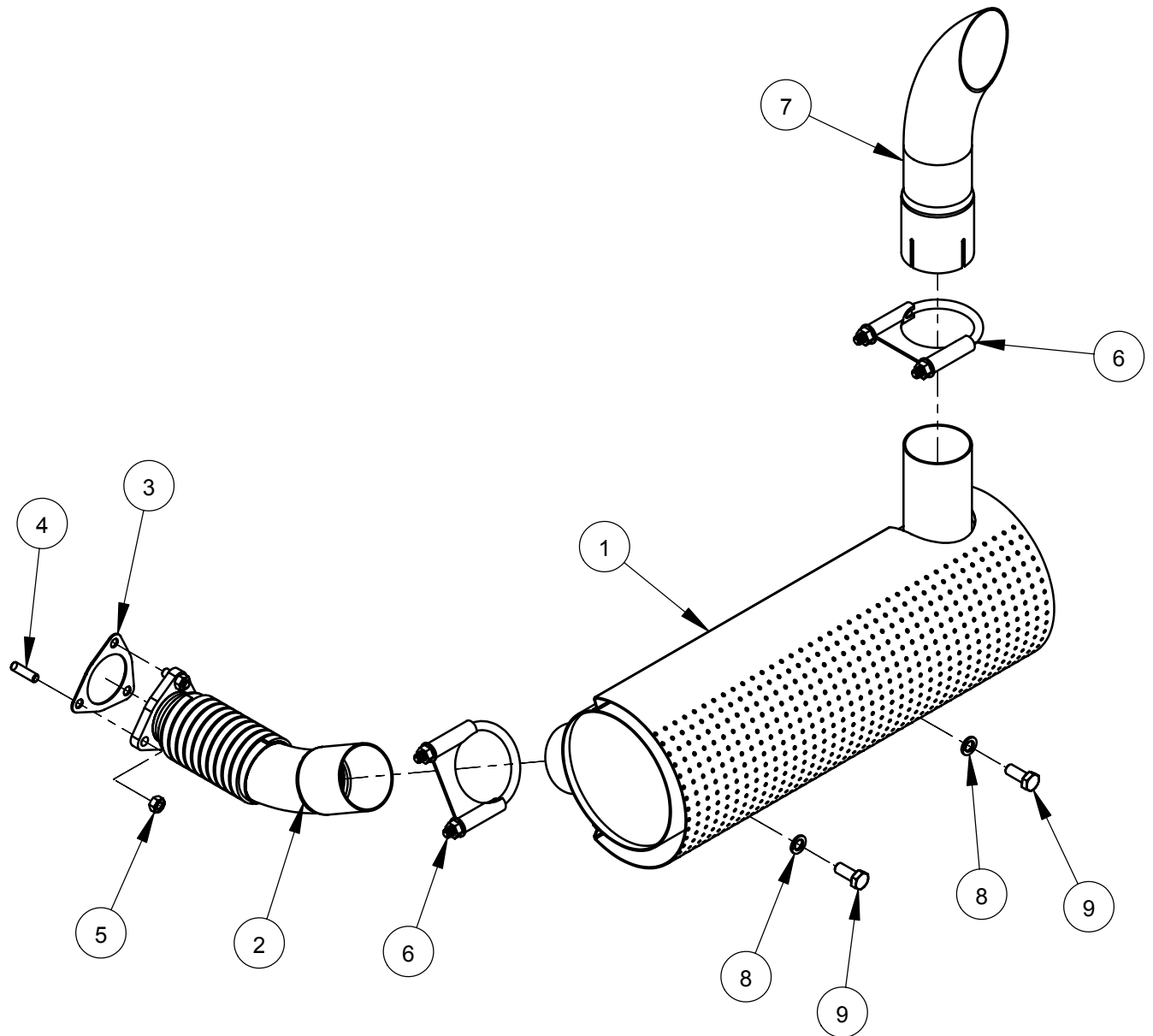


## Engine Assembly #6013184

ITEM	PART NO.	QTY.	DESCRIPTION
1	2600327	1	Engine, Deutz Model TD2011L04i
2	6090417	1	Spacer, 2-1/4" Long
3	2900084	1	Lock Washer, 1/2" Split
4	2900482	1	Hex Nut, M12-1.75
5	2900481	1	Eyebolt, M12 x 6"
6	6013186	1	Engine Support Leg
7	6010659	1	Engine Support Leg
8	2900347	2	Cap Screw, Hex Hd., M12-1.75 x 100mm
9	2900058	4	Flat Washer, 1/2" SAE
10	2900327	4	Lock Nut, M12-1.75 Nylon Insert
11	2900346	2	Cap Screw, Hex Hd., M12-1.75 x 80mm
12	2900195	4	Cap Screw, Hex Hd., 5/8-11 x 3"
13	2900002	4	Flat Washer, 5/8" SAE
14	2900135	4	Lock Nut, 5/8-11 Nylon
15	2900475	2	Tap Bolt, Hex Hd., 3/4-10 x 5"
16	2900041	2	Hex Nut, 3/4-10
17	2503699	1	Bumper, 1" Dia. x 5/8" Thick
18	2900553	1	Cap Screw, Soc. Hd., M6-1.0 x 16mm
19	6013152	1	Oil Drain Valve Assembly

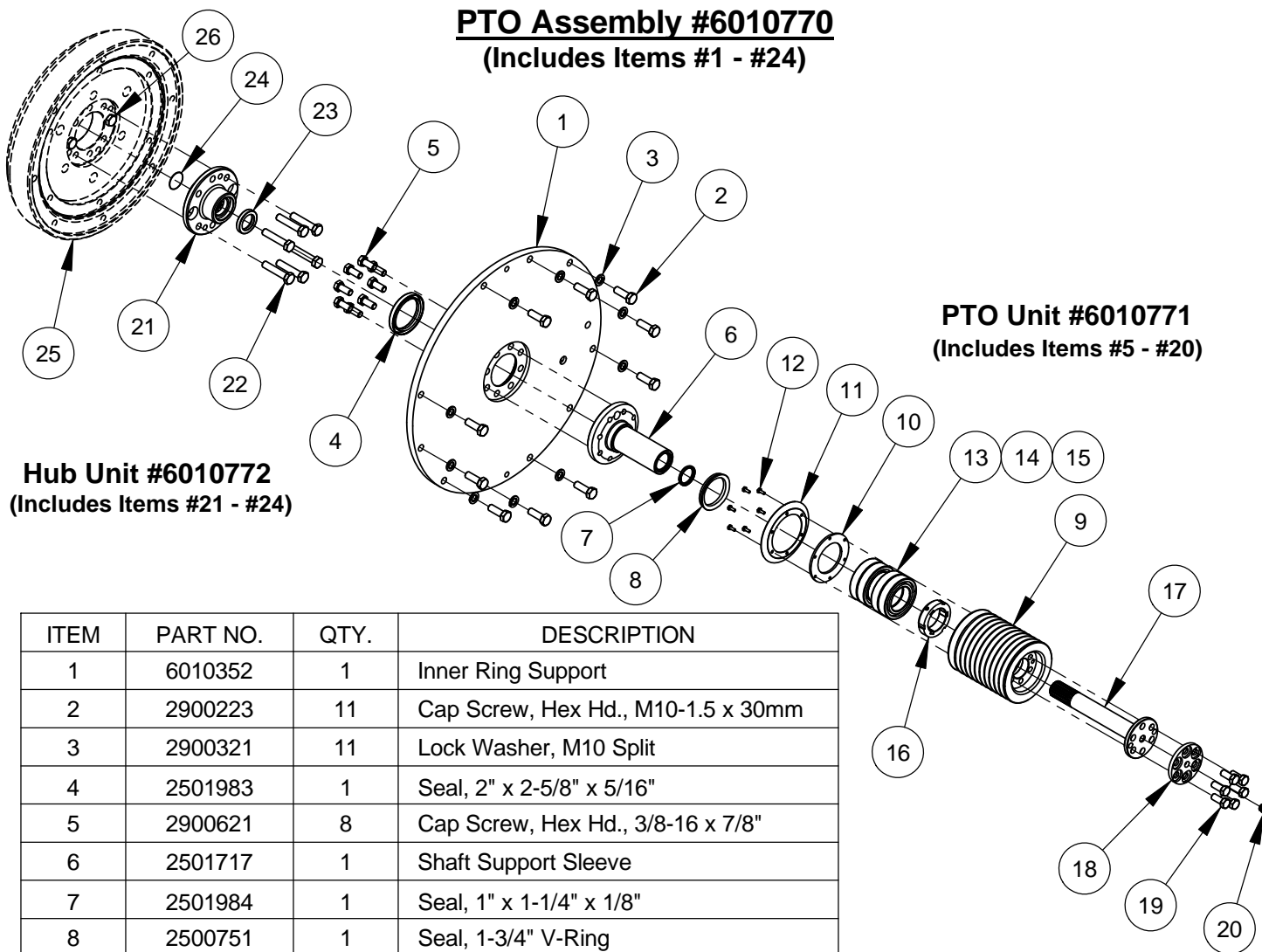
ITEM	PART NO.	QTY.	DESCRIPTION
20	3200814	1	Oil Drain Valve, M18x1.5
21	3200062	1	Hose Clamp #4
22	6013153	1	Oil Drain Hose, 3/8" I.D. x 20"
23	3200741	1	Hose Plug
24	2501434	1	Hose Clamp, 5/8" x 3/4" Wide
25	2900014	1	Flat Washer, 3/8" SAE
26	2900006	1	Lock Washer, 3/8" Split
27	2900005	1	Cap Screw, Hex Hd., 3/8-16 x 1"

## Muffler Assembly #6013185



ITEM	PART NO.	QTY.	DESCRIPTION
1	2702785	1	Muffler
2	2702786	1	Exhaust Pipe
3	2701618	1	Gasket, Turbo Outlet
4	2702549	3	Stud, M8 x 30mm
5	2900343	3	Hex Nut, M8
6	2700609	2	Muffler Clamp 2-1/2"
7	2501775	1	Tail Pipe, 2-1/2" I.D. x 12"
8	2900321	2	Lock Washer, M10 Split
9	2900333	2	Cap Screw, Hex Hd., M10 x 25mm

**PTO Assembly #6010770**  
(Includes Items #1 - #24)

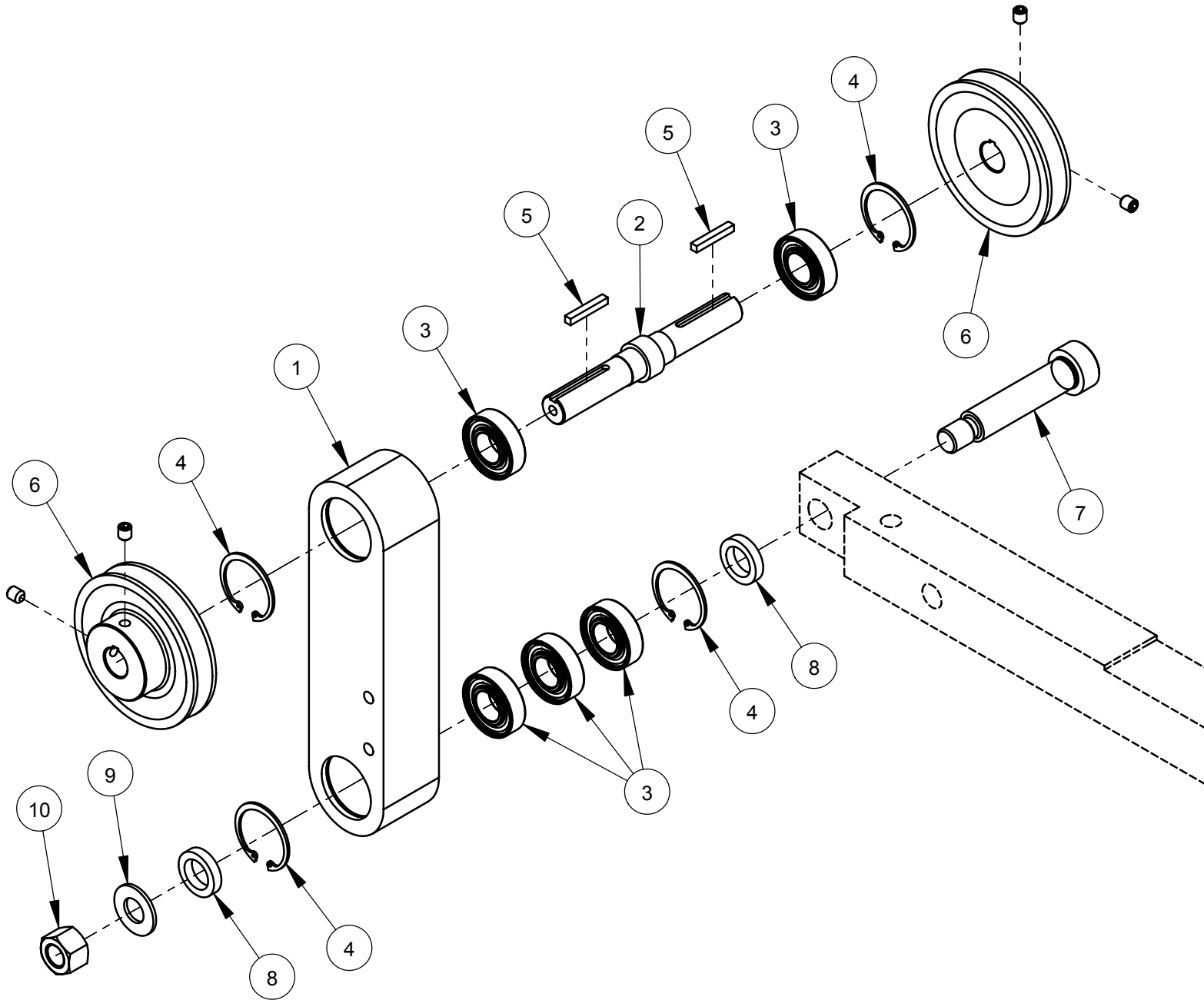


**Hub Unit #6010772**  
(Includes Items #21 - #24)

**PTO Unit #6010771**  
(Includes Items #5 - #20)

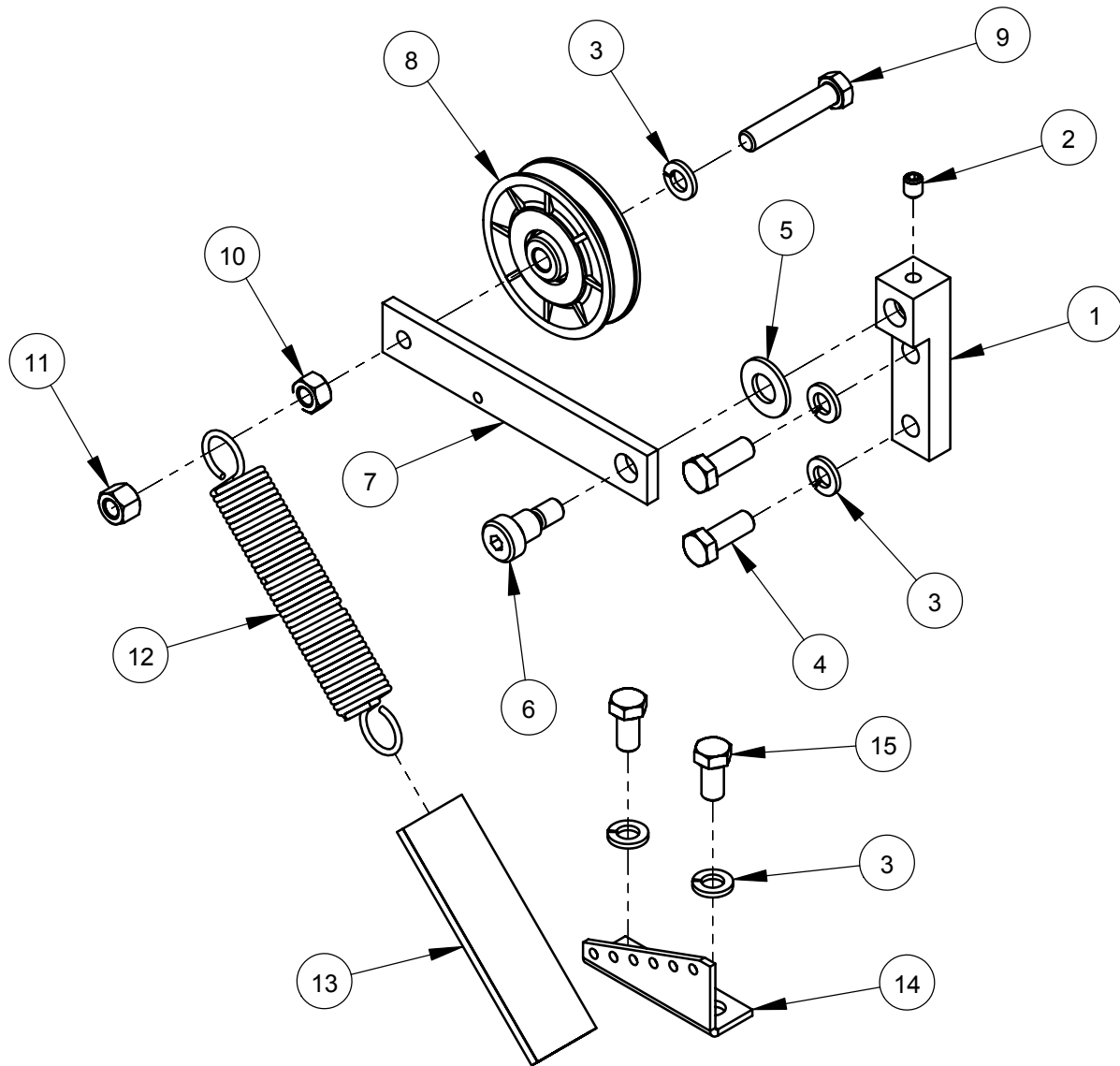
ITEM	PART NO.	QTY.	DESCRIPTION
1	6010352	1	Inner Ring Support
2	2900223	11	Cap Screw, Hex Hd., M10-1.5 x 30mm
3	2900321	11	Lock Washer, M10 Split
4	2501983	1	Seal, 2" x 2-5/8" x 5/16"
5	2900621	8	Cap Screw, Hex Hd., 3/8-16 x 7/8"
6	2501717	1	Shaft Support Sleeve
7	2501984	1	Seal, 1" x 1-1/4" x 1/8"
8	2500751	1	Seal, 1-3/4" V-Ring
9	2501722	1	Sheave, 4" x 11 Groove
10	2501719	1	Bearing Retainer Plate
11	2501998	1	Grease Slinger Disc
12	2900624	6	Machine Screw, Hex Hd., #6-32 x 3/8"
13	2501986	4	Ball Bearing, 40mm x 68mm x 15mm
14	6046020	1	PTO Bearing Spacer
15	2501747	4	Shim, 40mm x 50mm x 0.1mm
16	2900654	1	Bearing Lock Nut, 1-9/16"-18
17	2501720	1	Splined Drive Shaft
18	2501985	1	Grease Disc
19	2900954	6	Cap Screw, Hex Hd., 3/8-24 x 7/8"
20	2900062	1	Grease Fitting, 1/8" NPT
21	2501721	1	Coupling Hub
22	2900633	6	Cap Screw, Hex Hd., M10-1.0 x 50mm
23	2501714	1	Seal, 1" x 1-1/2" x 1/4"
24	2501670	1	Hubbard Plug, 1-1/8"
25	2701276	1	Flywheel, Deutz Engine
26	2702756	2	Cap Screw, Hex Hd., M10-1.0 x 40mm

## Transmission Jackshaft Assembly #6013187



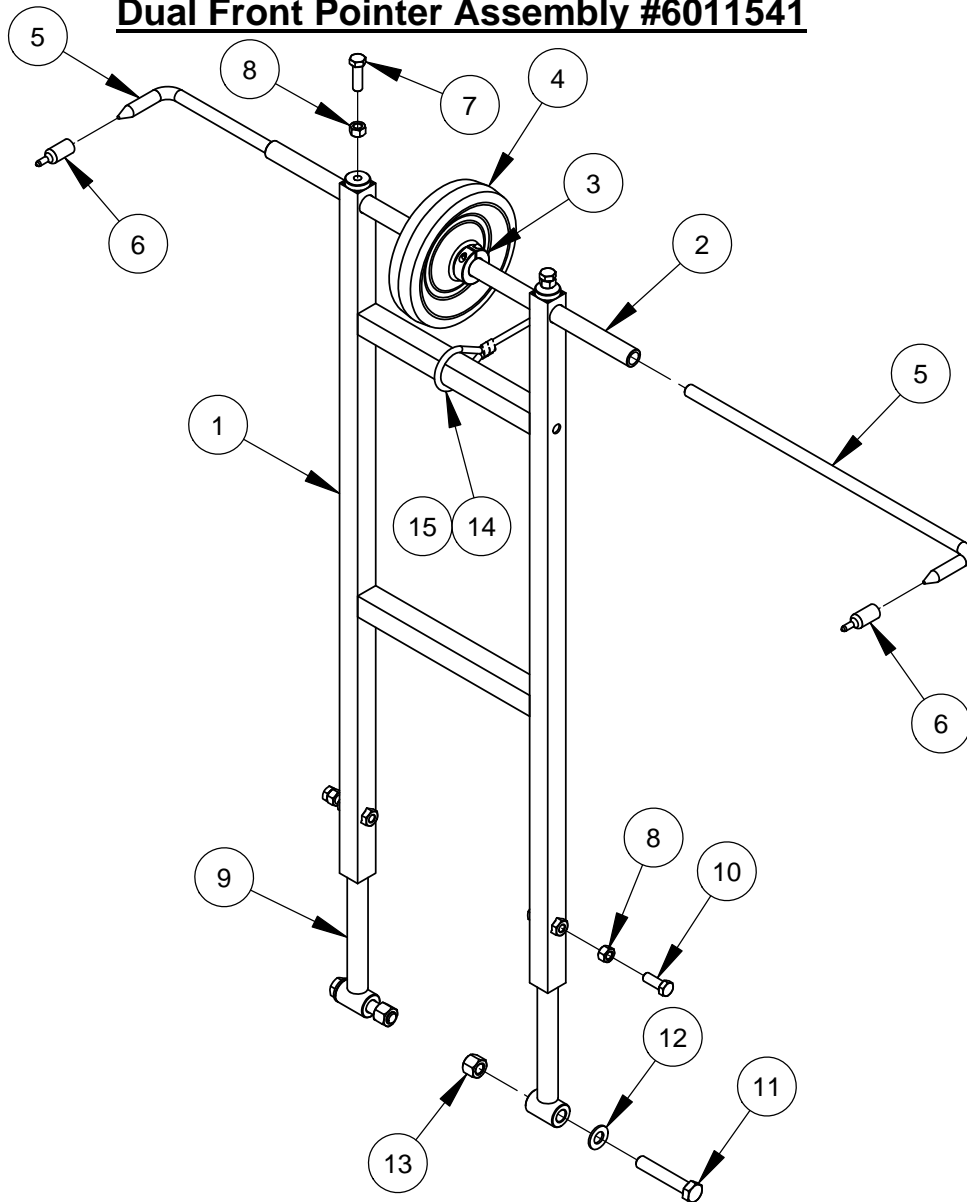
ITEM	PART NO.	QTY.	DESCRIPTION
1	6013179	1	Jackshaft Pivot Housing
2	6010666	1	Transmission Jackshaft
3	2501743	5	Ball Bearing, 20mm x 42mm x 12mm
4	2501748	4	Retaining Ring, 42mm Internal
5	6048229	2	Key, 3/16" Sq. x 1-1/4"
6	2500455	2	Pulley, 4" Single Groove w/Setscrews
7	2900640	1	Shoulder Bolt, 20mm x 80mm (M16)
8	6010685	2	Bearing Spacer, 1/4"
9	2900002	1	Flat Washer, 5/8" SAE
10	2900670	1	Lock Nut, M16 Nylon

## Belt Tensioner Assembly #6013192



ITEM	PART NO.	QTY.	DESCRIPTION
1	6013188	1	Idler Arm Bracket
2	2900142	1	Set Screw, Soc. Hd., 5/16-18 x 3/8"
3	2900006	5	Lock Washer, 3/8" Split
4	2900005	2	Cap Screw, Hex Hd., 3/8-16 x 1"
5	2900058	1	Flat Washer, 1/2" SAE
6	2900588	1	Shoulder Screw, 1/2" x 1/2" (3/8-16)
7	6012046	1	Idler Arm
8	2500074	1	Idler Pulley 3"
9	2900060	1	Cap Screw, Hex Hd., 3/8-16 x 2"
10	2900033	1	Hex Nut, 3/8-16
11	2900018	1	Lock Nut, 3/8-16 Nylon
12	2501396	1	Spring, 1" Dia. x 6" Long
13	6010582	1	Spring Cover, Split
14	6011217	1	Idler Spring Bracket
15	2900196	2	Cap Screw, Hex Hd., 3/8-16 x 3/4"

## Dual Front Pointer Assembly #6011541

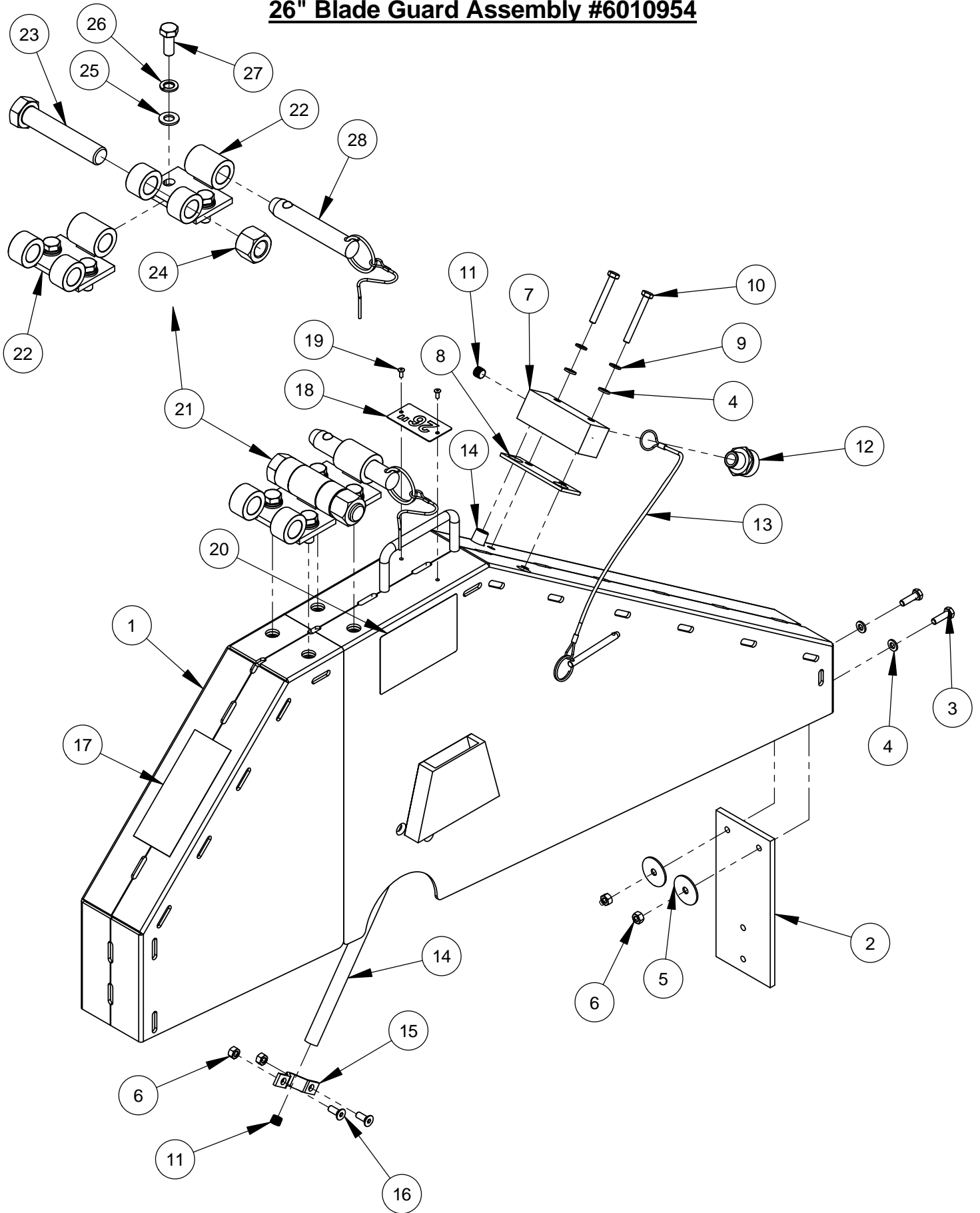


ITEM	PART NO.	QTY.	DESCRIPTION
1	6011537	1	Front Pointer Frame
2	6011539	1	Pointer Tube, 20"
3	2504577	2	Shaft Collar, 3/4" Split
4	2504581	1	Wheel, 6" X 1.38" x .77"
5	6011536	2	Front Pointer Rod, 16"
6	2500740	2	Pointer Cap
7	2900013	2	Cap Screw, Hex Hd., 3/8-16 x 1-1/4"
8	2900033	4	Hex Nut, 3/8-16
9	6011152	2	Front Pointer Arm
10	2900005	2	Cap Screw, Hex Hd., 3/8-16 x 1"
11	2900105	2	Cap Screw, Hex Hd., 1/2-13 x 2-3/4"
12	2900239	2	Friction Washer, 1/2"
13	2900026	2	Lock Nut, 1/2-13 Nylon
14	6017241	1	Pointer Rope 11 Foot
15	3200221	2	Pinch Clamp, Two Ear





# 26" Blade Guard Assembly #6010954

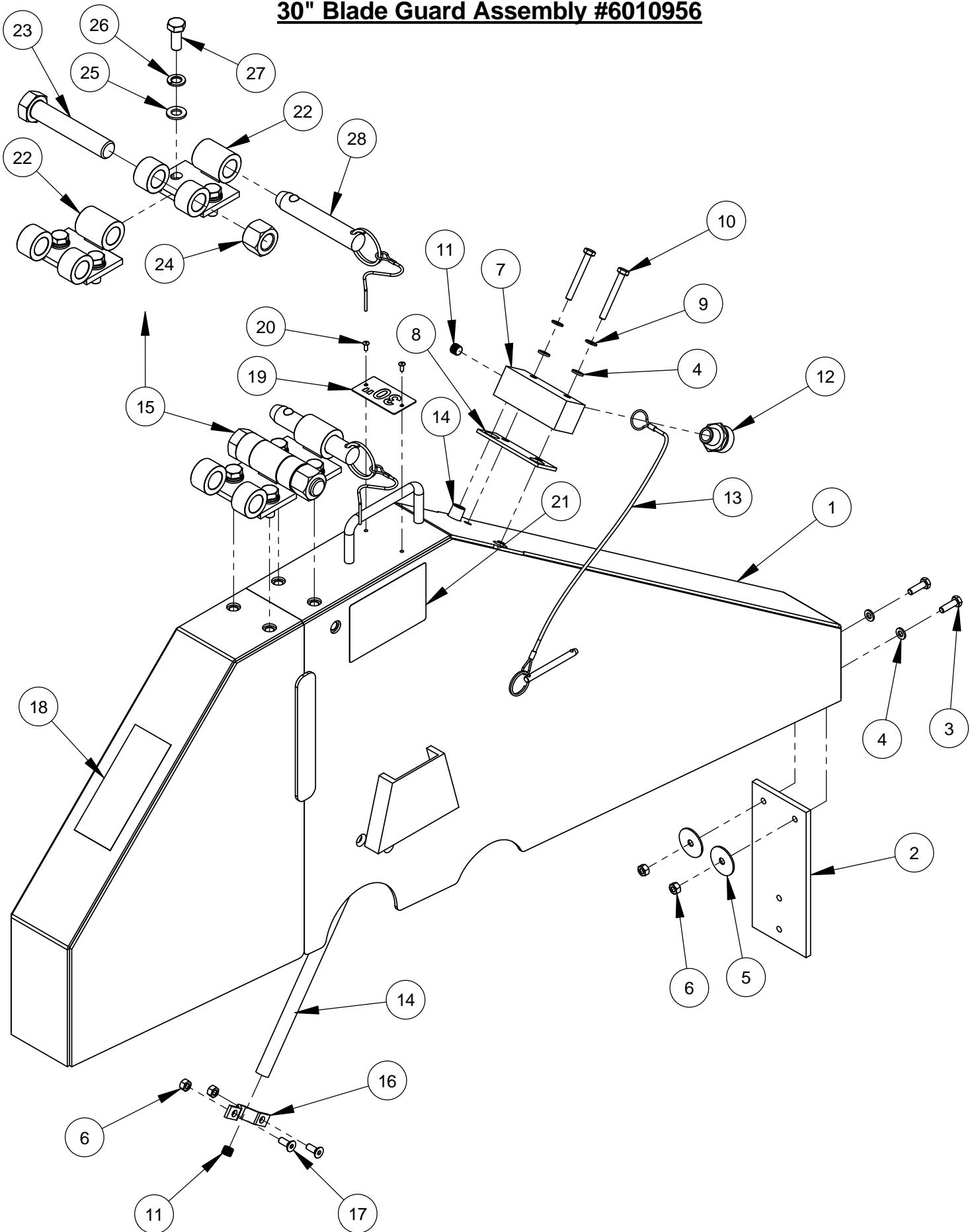


## 26" Blade Guard Assembly #6010954

ITEM	PART NO.	QTY.	DESCRIPTION
1	6010955	1	26" Blade Guard Front & Rear Only
2	6010081	1	Splash Flap
3	2900310	2	Cap Screw, Hex Hd., M6-1.0 x 20mm
4	2901494	4	Flat Washer, M6
5	2900083	2	Fender Washer, 1/4" x 1-1/4"
6	2900302	6	Lock Nut, M6-1.0 Nylon Insert
7	6010261	1	Water Manifold
8	2500830	1	Water Manifold Gasket
9	2900765	2	Lock Washer, M6 Split
10	2901355	2	Cap Screw, Hex Hd., M6-1.0 x 50mm
11	3200001	3	Plug, 1/8" NPT
12	3200002	1	Fitting, 3/8" M. Pipe to 3/4" M. Garden
13	2900279	1	Lanyard with Lock Pin
14	6010086	2	Water Tube for 26" Guard
15	6048155	2	Water Tube Clamp
16	2900308	4	Cap Screw, Flat Hd., M6-1.0 x 16mm
17	1800001	1	Warning Label
18	1801369F	1	Blade Guard Size Tag
19	2900287	2	Rivet, 1/8" Dia.
20	1802090	2	Label, Wedge Locking Washer
21	6010873	1	Universal Hinge Assembly

ITEM	PART NO.	QTY	DESCRIPTION
22	6010871	2	Hinge Weldment, Universal
23	2900479	1	Cap Screw, Hex Hd., 3/4-10 x 4"
24	2900467	1	Lock Nut, 3/4-10 Nylon
25	2901356	4	Flat Washer, M10
26	2900321	4	Lock Washer, M10 Split
27	2900333	4	Cap Screw, Hex Hd., M10-1.5 x 25mm
28	2503824	1	Detent Pin, 3/4" x 3" Grip

# 30" Blade Guard Assembly #6010956

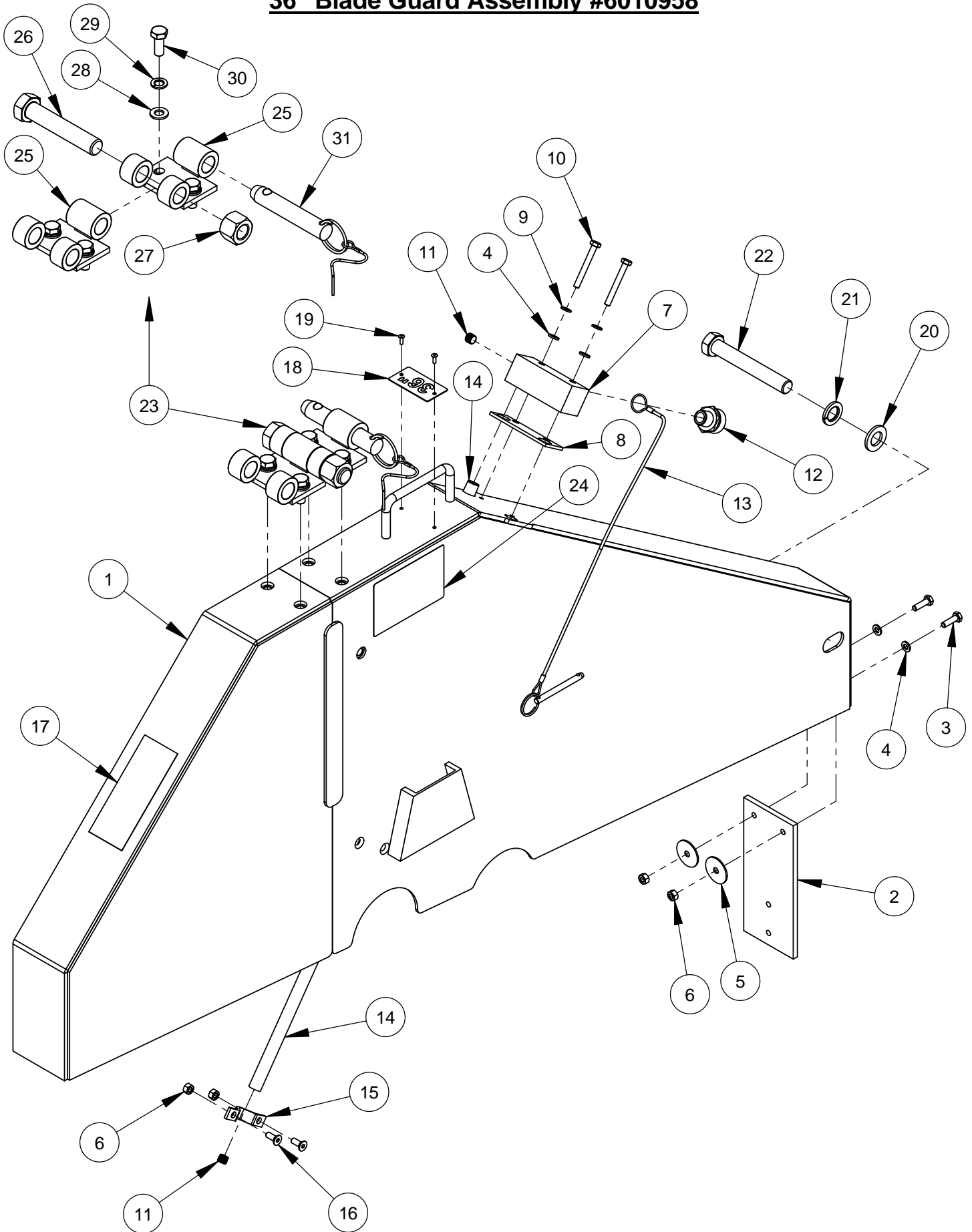


## 30" Blade Guard Assembly #6010956

ITEM	PART NO.	QTY.	DESCRIPTION
1	6010957	1	30" Blade Guard Front & Rear Only
2	6010081	1	Splash Flap
3	2900310	2	Cap Screw, Hex Hd., M6-1.0 x 20mm
4	2901494	4	Flat Washer, M6
5	2900083	2	Fender Washer, 1/4" x 1-1/4"
6	2900302	6	Lock Nut, M6-1.0 Nylon Insert
7	6010261	1	Water Manifold
8	2500830	1	Water Manifold Gasket
9	2900765	2	Lock Washer, M6 Split
10	2901355	2	Cap Screw, Hex Hd., M6-1.0 x 50mm
11	3200001	3	Plug, 1/8" NPT
12	3200002	1	Fitting, 3/8" M. Pipe to 3/4" M. Garden
13	2900279	1	Lanyard with Lock Pin
14	6010087	2	Water Tube for 30" Guard
15	6010873	1	Universal Hinge Assembly
16	6048155	2	Water Tube Clamp
17	2900308	4	Cap Screw, Flat Hd., M6-1.0 x 16mm
18	1800001	1	Warning Label
19	1801369G	1	Blade Guard Size Tag
20	2900287	2	Rivet, 1/8" Dia.
21	1802090	2	Label, Wedge Locking Washer

ITEM	PART NO.	QTY	DESCRIPTION
22	6010871	2	Hinge Weldment, Universal
23	2900479	1	Cap Screw, Hex Hd., 3/4-10 x 4"
24	2900467	1	Lock Nut, 3/4-10 Nylon
25	2901356	4	Flat Washer, M10
26	2900321	4	Lock Washer, M10 Split
27	2900333	4	Cap Screw, Hex Hd., M10-1.5 x 25mm
28	2503824	1	Detent Pin, 3/4" x 3" Grip

# 36" Blade Guard Assembly #6010958



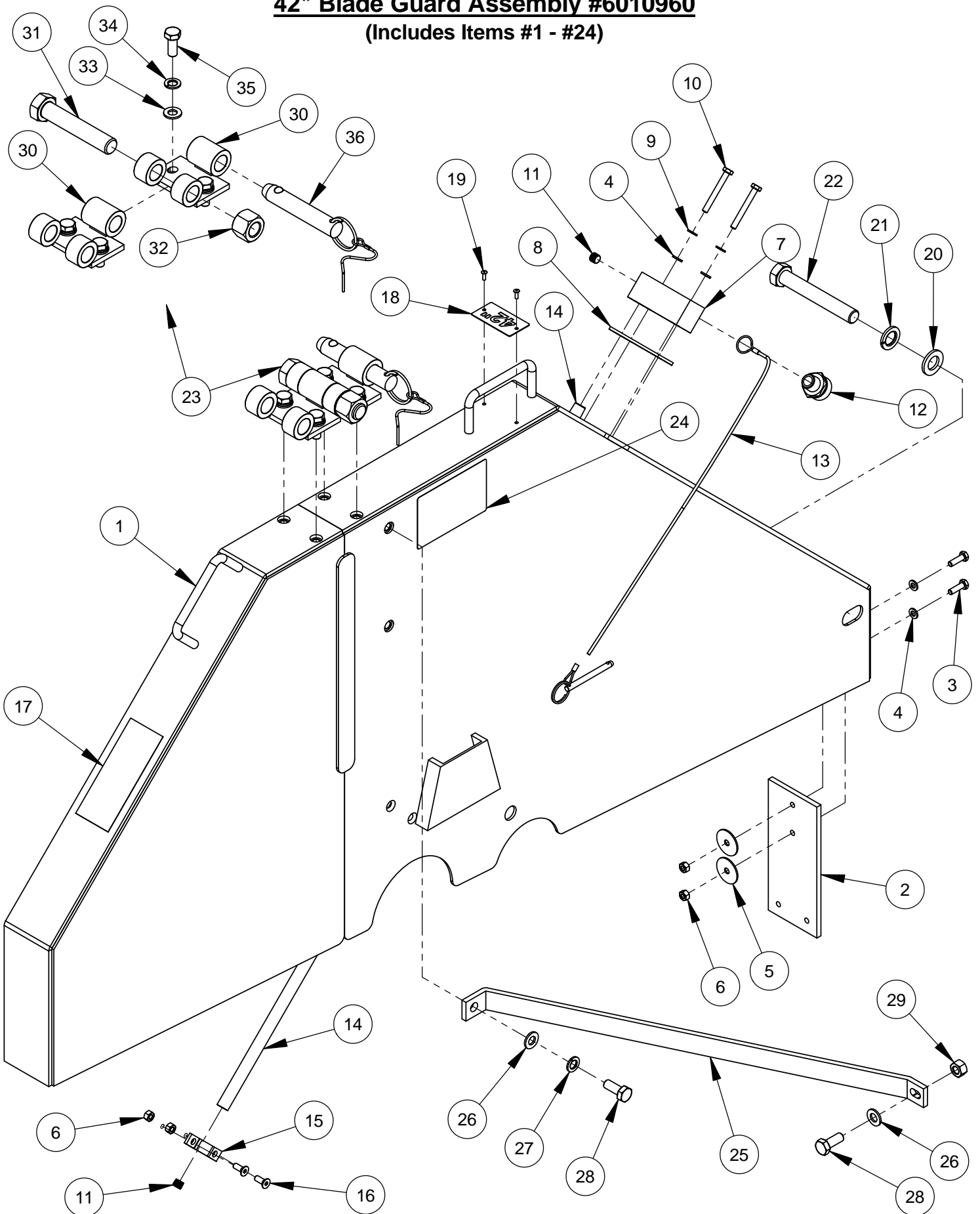
## 36" Blade Guard Assembly #6010958

ITEM	PART NO.	QTY.	DESCRIPTION
1	6010959	1	36" Blade Guard Front & Rear Only
2	6010081	1	Splash Flap
3	2900310	2	Cap Screw, Hex Hd., M6-1.0 x 20mm
4	2901494	4	Flat Washer, M6
5	2900083	2	Fender Washer, 1/4" x 1-1/4"
6	2900302	6	Lock Nut, M6-1.0 Nylon Insert
7	6010261	1	Water Manifold
8	2500830	1	Water Manifold Gasket
9	2900765	2	Lock Washer, M6 Split
10	2901355	2	Cap Screw, Hex Hd., M6-1.0 x 50mm
11	3200001	3	Plug, 1/8" NPT
12	3200002	1	Fitting, 3/8" M. Pipe to 3/4" M. Garden
13	2900280	1	Lanyard with Lock Pin
14	6010088	2	Water Tube for 36" Guard
15	6048155	2	Water Tube Clamp
16	2900308	4	Cap Screw, Flat Hd., M6-1.0 x 16mm
17	1800001	1	Warning Label
18	1801369H	1	Blade Guard Size Tag
19	2900639	2	Rivet, 1/8" Dia.
20	2901358	1	Flat Washer, M16
21	2900716	1	Lock Washer, M16 Split
22	2901349	1	Cap Screw, Hex Hd., M16-2.0 x 110mm
23	6010873	1	Universal Hinge Assembly
24	1802090	2	Label, Wedge Locking Washer

ITEM	PART NO.	QTY	DESCRIPTION
25	6010871	2	Hinge Weldment, Universal
26	2900479	1	Cap Screw, Hex Hd., 3/4-10 x 4"
27	2900467	1	Lock Nut, 3/4-10 Nylon
28	2901356	4	Flat Washer, M10
29	2900321	4	Lock Washer, M10 Split
30	2900333	4	Cap Screw, Hex Hd., M10-1.5 x 25mm
31	2503824	1	Detent Pin, 3/4" x 3" Grip

# 42" Blade Guard Assembly #6010960

(Includes Items #1 - #24)



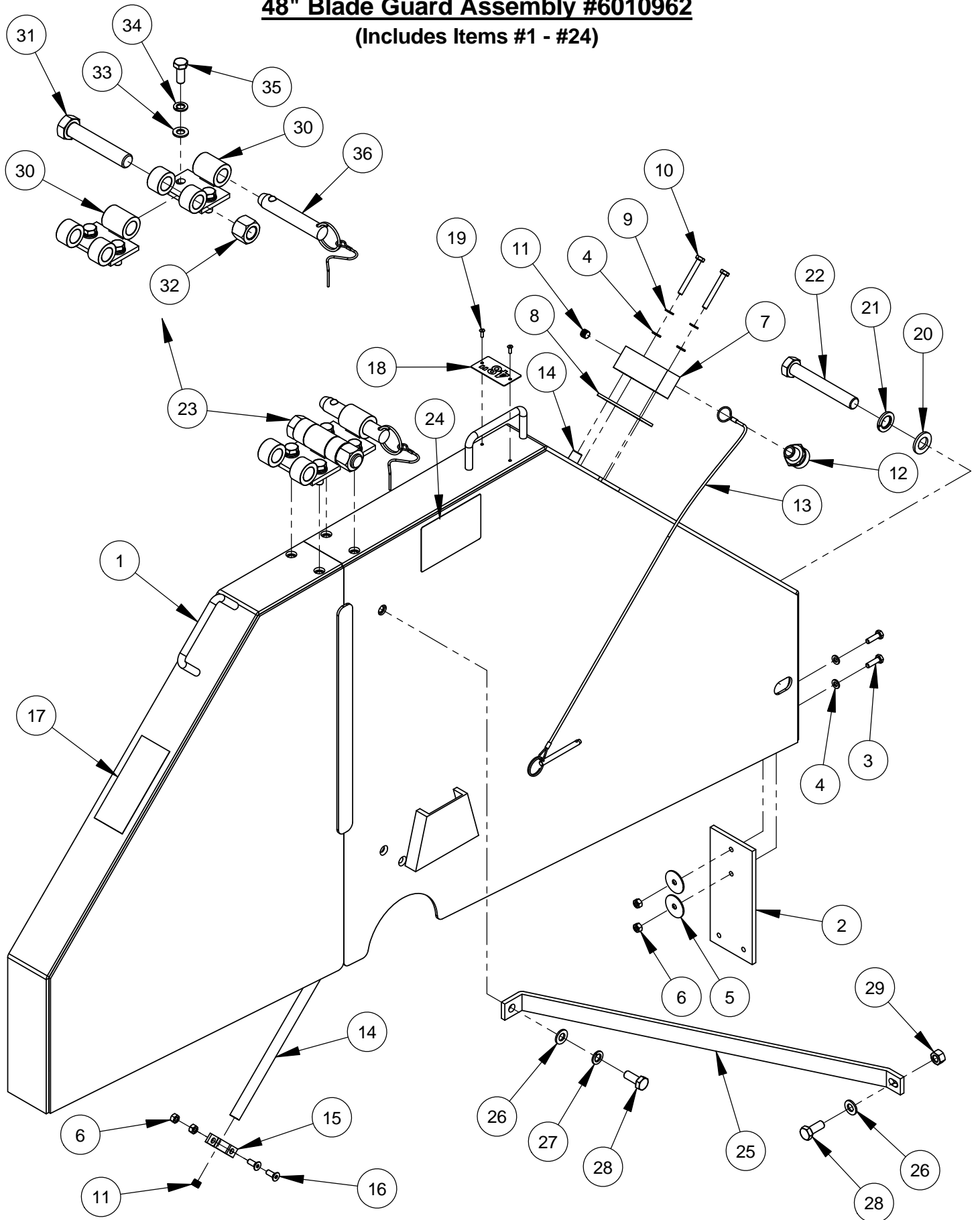


**42" Blade Guard Assembly #6010960**  
**(Includes Items #1 - #24)**

ITEM	PART NO.	QTY.	DESCRIPTION
1	6010961	1	42" Blade Guard Front & Rear Only
2	6010081	1	Splash Flap
3	2900310	2	Cap Screw, Hex Hd., M6-1.0 x 20mm
4	2901494	4	Flat Washer, M6
5	2900083	2	Fender Washer, 1/4" x 1-1/4"
6	2900302	6	Lock Nut, M6-1.0 Nylon Insert
7	6048123	1	Water Manifold
8	2500829	1	Water Manifold Gasket
9	2900765	2	Lock Washer, M6 Split
10	2901355	2	Cap Screw, Hex Hd., M6-1.0 x 50mm
11	3200001	3	Plug, 1/8" NPT
12	3200002	1	Fitting, 3/8" M. Pipe to 3/4" M. Garden
13	2900280	1	Lanyard with Lock Pin
14	6010114	2	Water Tube for 42" Guard
15	6048155	2	Water Tube Clamp
16	2900308	4	Cap Screw, Flat Hd., M6-1.0 x 16mm
17	1800001	1	Warning Label
18	1801369I	1	Blade Guard Size Tag
19	2900639	2	Rivet, 1/8" Dia.
20	2901358	1	Flat Washer, M16
21	2900716	1	Lock Washer, M16 Split
22	2901349	1	Cap Screw, Hex Hd., M16-2.0 x 110mm
23	6010873	1	Universal Hinge Assembly
24	1802090	2	Label, Wedge Locking Washer
25	6013111	1	Blade Guard Brace
26	2901356	2	Flat Washer, M10
27	2900321	1	Lock Washer, M10 Split
28	2900333	2	Cap Screw, Hex Hd., M10-1.5 x 25mm
29	2900304	1	Lock Nut, M10-1.5 Nylon Insert

ITEM	PART NO.	QTY	DESCRIPTION
30	6010871	2	Hinge Weldment, Universal
31	2900479	1	Cap Screw, Hex Hd., 3/4-10 x 4"
32	2900467	1	Lock Nut, 3/4-10 Nylon
33	2901356	4	Flat Washer, M10
34	2900321	4	Lock Washer, M10 Split
35	2900333	4	Cap Screw, Hex Hd., M10-1.5 x 25mm
36	2503824	1	Detent Pin, 3/4" x 3" Grip

**48" Blade Guard Assembly #6010962**  
(Includes Items #1 - #24)

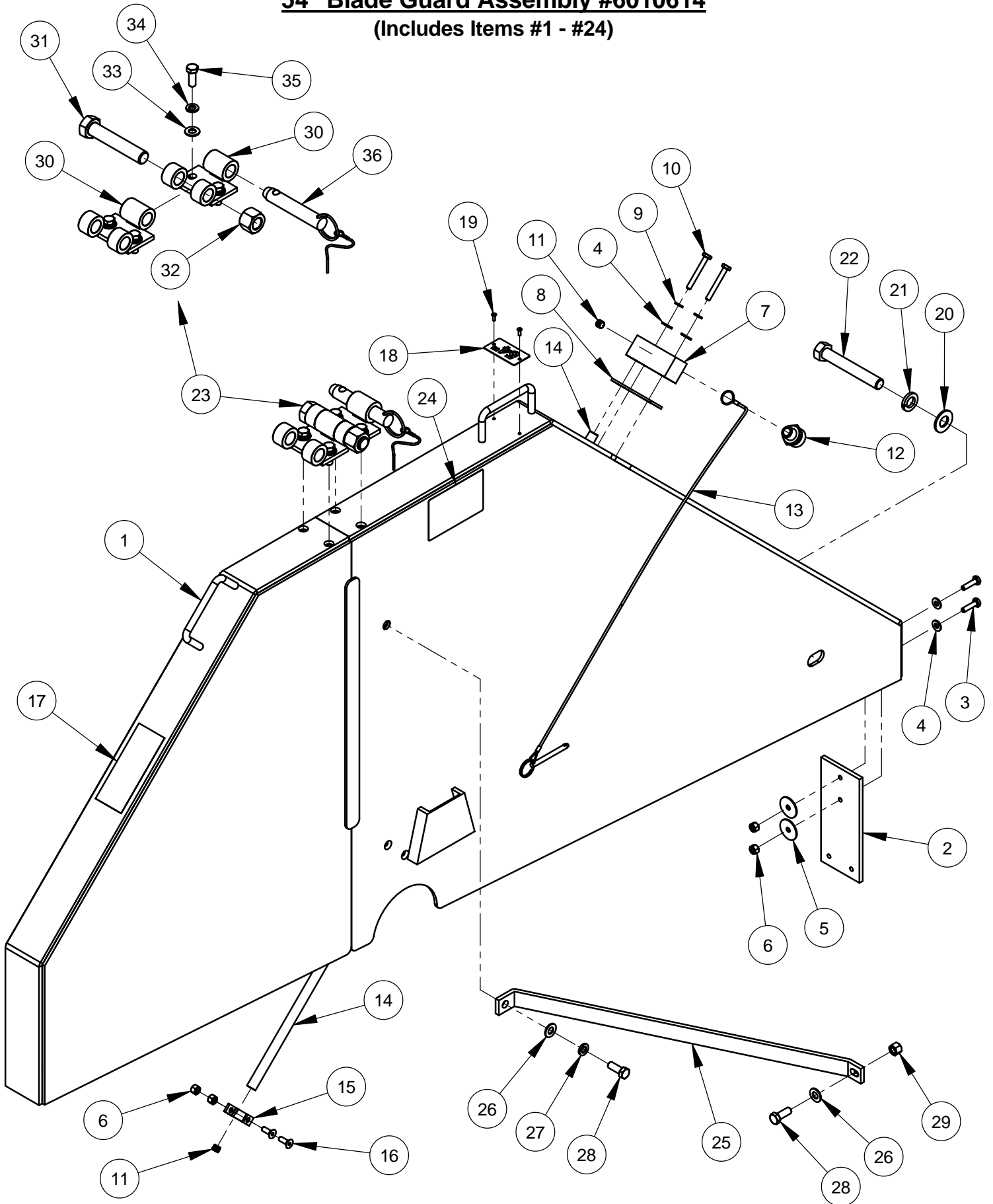


**48" Blade Guard Assembly #6010962**  
**(Includes Items #1 - #24)**

ITEM	PART NO.	QTY.	DESCRIPTION
1	6010963	1	48" Blade Guard Front & Rear Only
2	6010081	1	Splash Flap
3	2900310	2	Cap Screw, Hex Hd., M6-1.0 x 20mm
4	2901494	4	Flat Washer, M6
5	2900083	2	Fender Washer, 1/4" x 1-1/4"
6	2900302	6	Lock Nut, M6-1.0 Nylon Insert
7	6048123	1	Water Manifold
8	2500829	1	Water Manifold Gasket
9	2900765	2	Lock Washer, M6 Split
10	2901355	2	Cap Screw, Hex Hd., M6-1.0 x 50mm
11	3200001	3	Plug, 1/8" NPT
12	3200002	1	Fitting, 3/8" M. Pipe to 3/4" M. Garden
13	2900281	1	Lanyard with Lock Pin
14	6010115	2	Water Tube for 48" Guard
15	6048155	2	Water Tube Clamp
16	2900308	4	Cap Screw, Flat Hd., M6-1.0 x 16mm
17	1800001	1	Warning Label
18	1801369J	1	Blade Guard Size Tag
19	2900639	2	Rivet, 1/8" Dia.
20	2901358	1	Flat Washer, M16
21	2900716	1	Lock Washer, M16 Split
22	2901349	1	Cap Screw, Hex Hd., M16-2.0 x 110mm
23	6010873	1	Universal Hinge Assembly
24	1802090	2	Label, Wedge Locking Washer
25	6013111	1	Blade Guard Brace
26	2901356	2	Flat Washer, M10
27	2900321	1	Lock Washer, M10 Split
28	2900333	2	Cap Screw, Hex Hd., M10-1.5 x 25mm
29	2900304	1	Lock Nut, M10-1.5 Nylon Insert

ITEM	PART NO.	QTY	DESCRIPTION
30	6010871	2	Hinge Weldment, Universal
31	2900479	1	Cap Screw, Hex Hd., 3/4-10 x 4"
32	2900467	1	Lock Nut, 3/4-10 Nylon
33	2901356	4	Flat Washer, M10
34	2900321	4	Lock Washer, M10 Split
35	2900333	4	Cap Screw, Hex Hd., M10-1.5 x 25mm
36	2503824	1	Detent Pin, 3/4" x 3" Grip

**54" Blade Guard Assembly #6010614**  
(Includes Items #1 - #24)



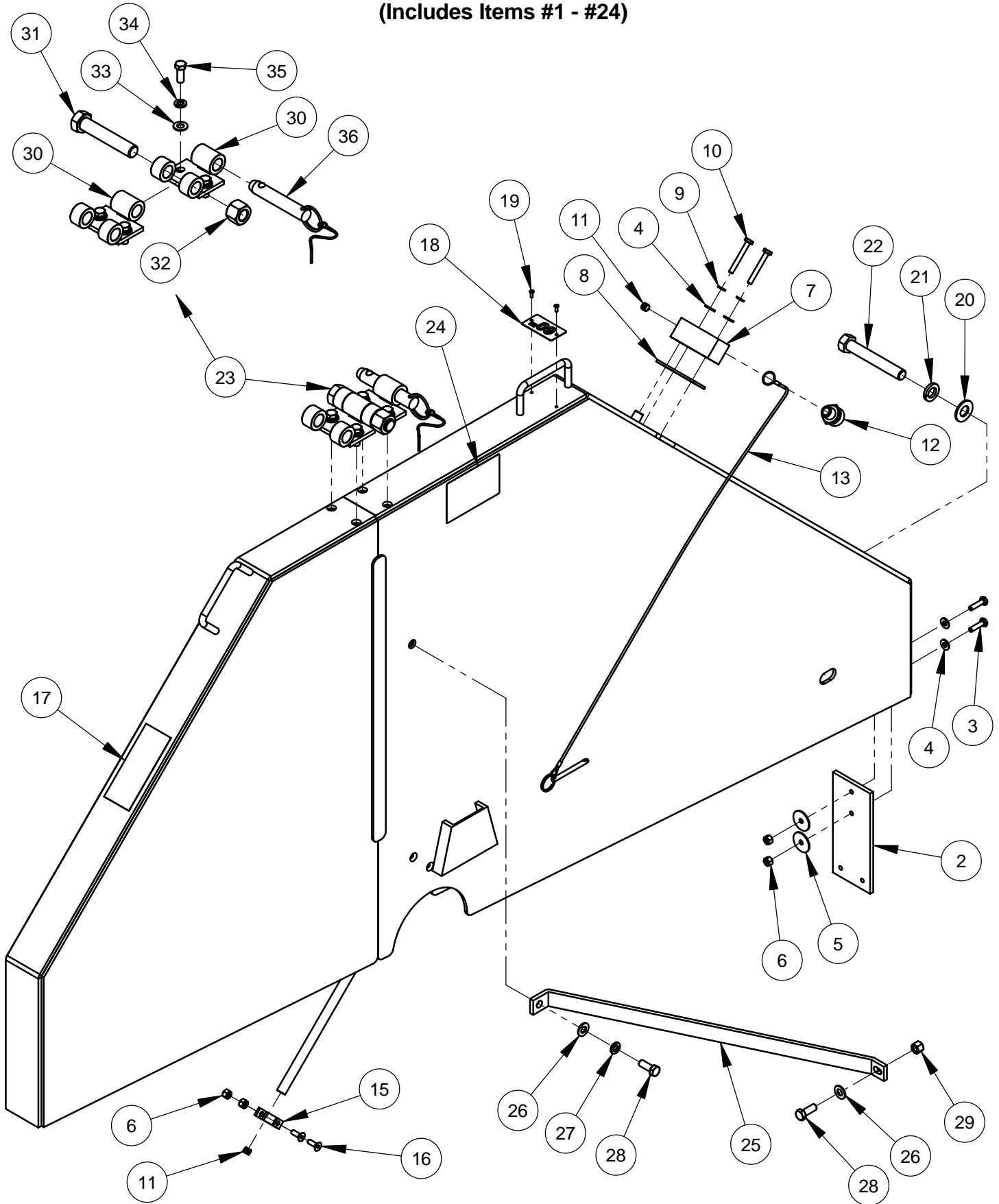
**54" Blade Guard Assembly #6010614**  
**(Includes Items #1 - #24)**

ITEM	PART NO.	QTY.	DESCRIPTION
1	6010615	1	54" Blade Guard Front & Rear Only
2	6010081	1	Splash Flap
3	2900008	2	Cap Screw, Hex Hd., 1/4-20 x 1"
4	2900009	4	Flat Washer, 1/4" SAE
5	2900083	2	Fender Washer, 1/4" x 1-1/4"
6	2900010	6	Lock Nut, 1/4-20 Nylon
7	6010273	1	Water Manifold
8	2500859	1	Water Manifold Gasket
9	2900024	2	Lock Washer, 1/4" Split
10	2900294	2	Cap Screw, Hex Hd., 1/4-20 x 2"
11	3200001	3	Plug, 1/8" NPT
12	3200002	1	Fitting, 3/8" M. Pipe to 3/4" M. Garden
13	2900281	1	Lanyard with Lock Pin
14	6013023	2	Water Tube for 54" Guard
15	6048155	2	Water Tube Clamp
16	2900020	4	Cap Screw, Flat Hd., 1/4-20 x 3/4"
17	1800001	1	Warning Label
18	1801369K	1	Blade Guard Size Tag
19	2900639	2	Rivet, 1/8" Dia.
20	2900002	1	Flat Washer, 5/8" SAE
21	2900113	1	Lock Washer, 5/8" Split
22	2900601	1	Cap Screw, Hex Hd., 5/8-11 x 4-1/4"
23	6010872	1	Universal Hinge Assembly
24	1802090	2	Label, Wedge Locking Washer
25	6013111	1	Blade Guard Brace
26	2900014	2	Flat Washer, 3/8" SAE
27	2900006	1	Lock Washer, 3/8" Split
28	2900005	2	Cap Screw, Hex Hd., 3/8-16 x 1"
29	2900018	1	Lock Nut, 3/8-16 Nylon

ITEM	PART NO.	QTY	DESCRIPTION
30	6010871	2	Hinge Weldment, Universal
31	2900479	1	Cap Screw, Hex Hd., 3/4-10 x 4"
32	2900467	1	Lock Nut, 3/4-10 Nylon
33	2900014	4	Flat Washer, 3/8" SAE
34	2900006	4	Lock Washer, 3/8" Split
35	2900005	4	Cap Screw, Hex Hd., 3/8-16 x 1"
36	2503824	1	Detent Pin, 3/4" x 3" Grip

# 60" Blade Guard Assembly #6010616

(Includes Items #1 - #24)

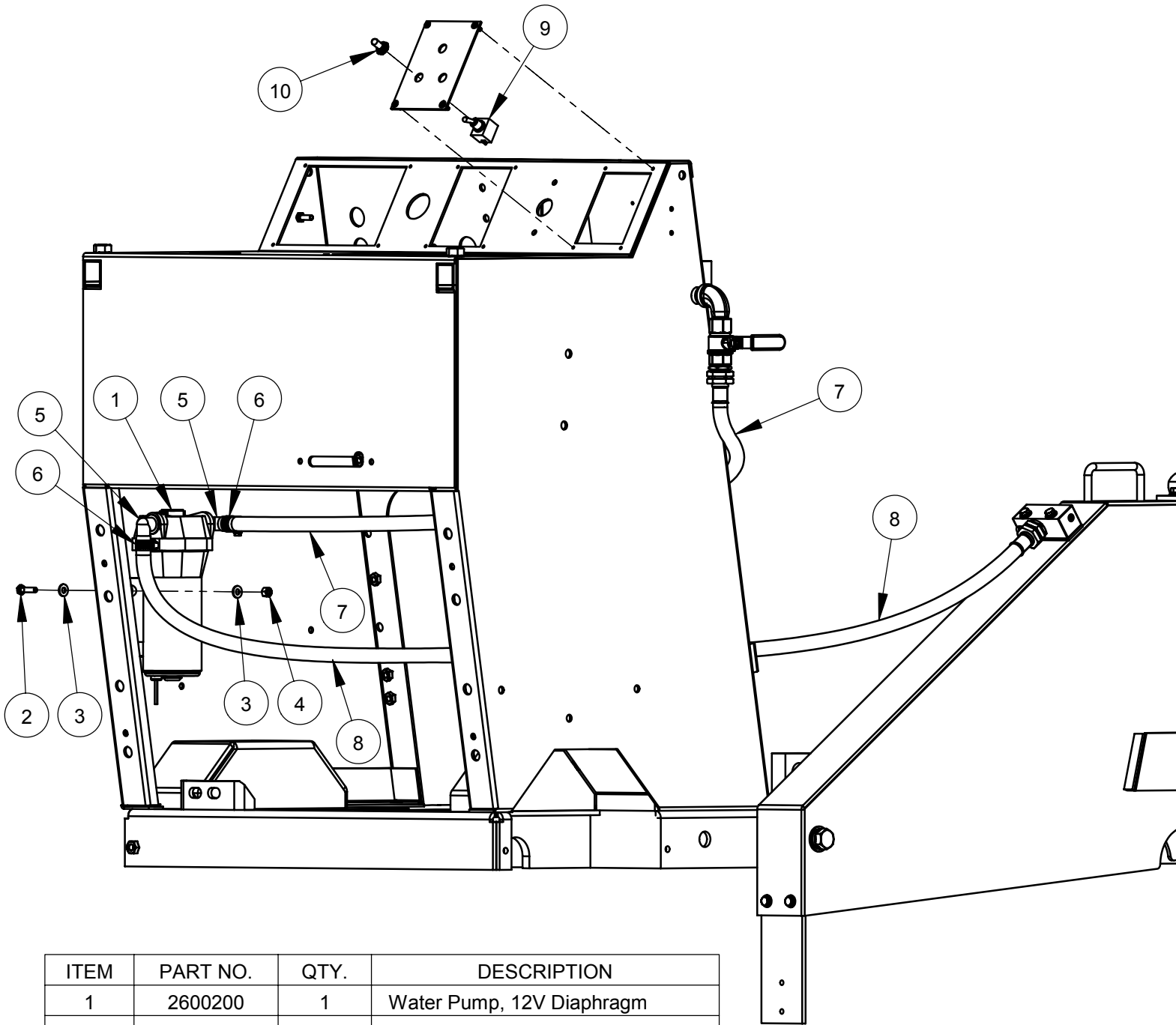


**60" Blade Guard Assembly #6010616**  
**(Includes Items #1 - #24)**

ITEM	PART NO.	QTY.	DESCRIPTION
1	6010617	1	60" Blade Guard Front & Rear Only
2	6010081	1	Splash Flap
3	2900008	2	Cap Screw, Hex Hd., 1/4-20 x 1"
4	2900009	4	Flat Washer, 1/4" SAE
5	2900083	2	Fender Washer, 1/4" x 1-1/4"
6	2900010	6	Lock Nut, 1/4-20 Nylon
7	6010273	1	Water Manifold
8	2500859	1	Water Manifold Gasket
9	2900024	2	Lock Washer, 1/4" Split
10	2900294	2	Cap Screw, Hex Hd., 1/4-20 x 2"
11	3200001	3	Plug, 1/8" NPT
12	3200002	1	Fitting, 3/8" M. Pipe to 3/4" M. Garden
13	2900281	1	Lanyard with Lock Pin
14	6013092	2	Water Tube for 60" Guard
15	6048155	2	Water Tube Clamp
16	2900020	4	Cap Screw, Flat Hd., 1/4-20 x 3/4"
17	1800001	1	Warning Label
18	1801369L	1	Blade Guard Size Tag
19	2900639	2	Rivet, 1/8" Dia.
20	2900002	1	Flat Washer, 5/8" SAE
21	2900113	1	Lock Washer, 5/8" Split
22	2900601	1	Cap Screw, Hex Hd., 5/8-11 x 4-1/4"
23	6010872	1	Universal Hinge Assembly
24	1802090	2	Label, Wedge Locking Washer
25	6013111	1	Blade Guard Brace
26	2900014	2	Flat Washer, 3/8" SAE
27	2900006	1	Lock Washer, 3/8" Split
28	2900005	2	Cap Screw, Hex Hd., 3/8-16 x 1"
29	2900018	1	Lock Nut, 3/8-16 Nylon

ITEM	PART NO.	QTY	DESCRIPTION
30	6010871	2	Hinge Weldment, Universal
31	2900479	1	Cap Screw, Hex Hd., 3/4-10 x 4"
32	2900467	1	Lock Nut, 3/4-10 Nylon
33	2900014	4	Flat Washer, 3/8" SAE
34	2900006	4	Lock Washer, 3/8" Split
35	2900005	4	Cap Screw, Hex Hd., 3/8-16 x 1"
36	2503824	1	Detent Pin, 3/4" x 3" Grip

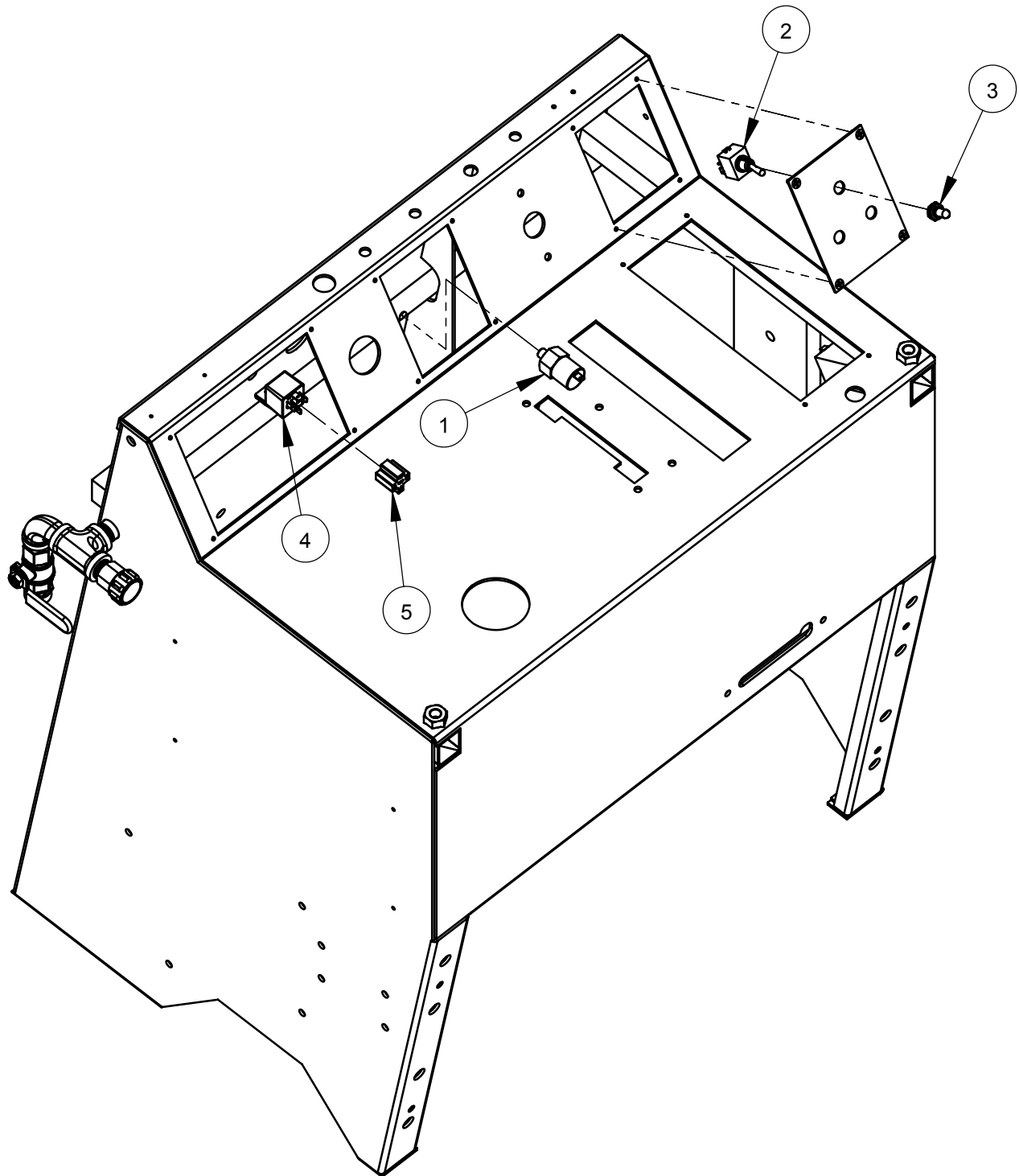
## Optional Water Pump Assembly #6011032



ITEM	PART NO.	QTY.	DESCRIPTION
1	2600200	1	Water Pump, 12V Diaphragm
2	2900008	4	Cap Screw, Hex Hd., 1/4-20 x 1"
3	2900009	8	Flat Washer, 1/4" SAE
4	2900010	4	Lock Nut, 1/4-20 Nylon
5	2701694	2	Port Fitting, 1/2" Barb x 90 Degree
6	3200016	2	Hose Clamp #8
7	6010302	1	Hose Assembly, 4 Foot
8	6010303	1	Hose Assembly, 5 Foot
9	2800062	1	Toggle Switch
10	2800063	1	Switch Boot

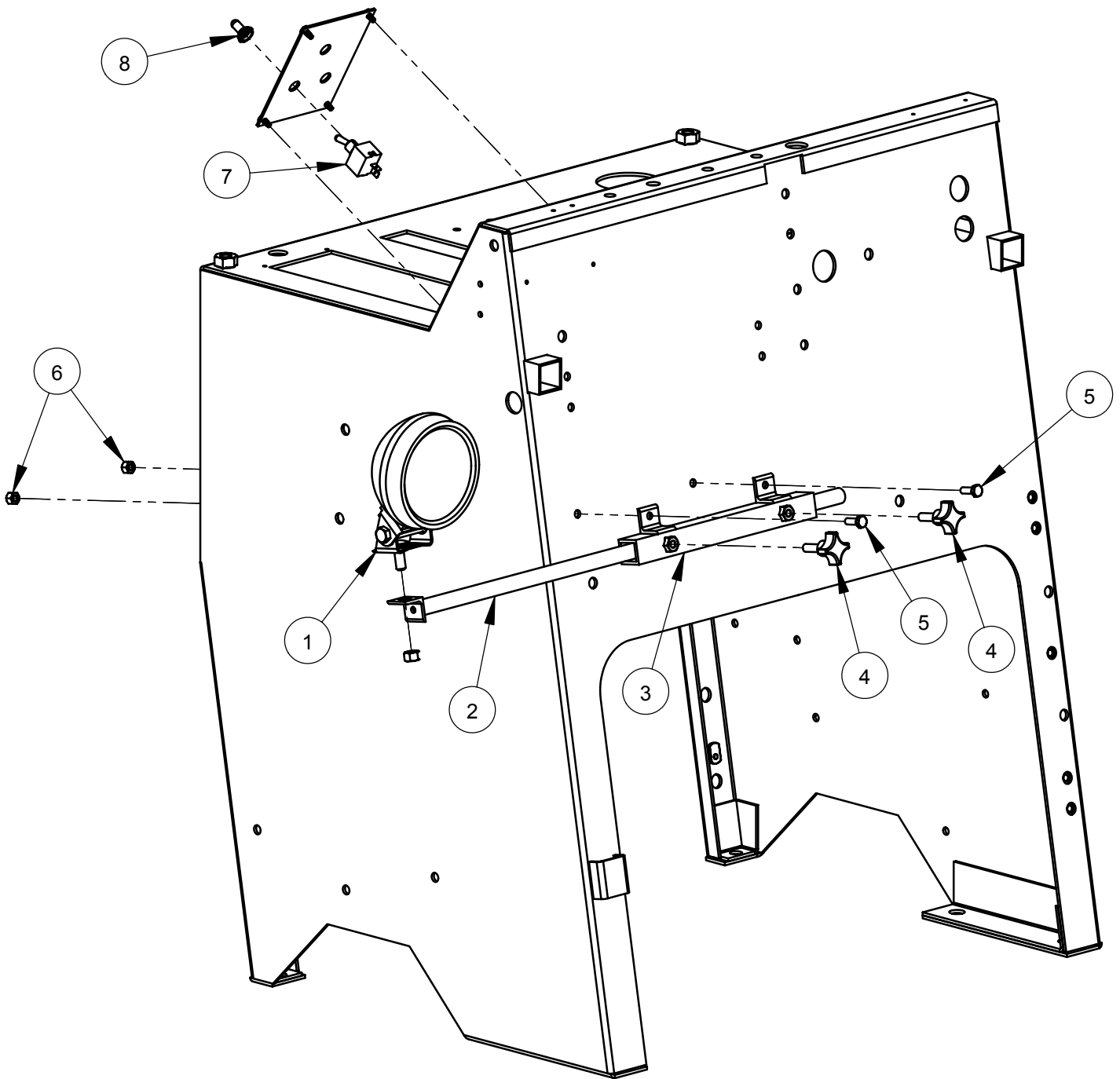


## Optional Water Safety Switch Assembly #6010522



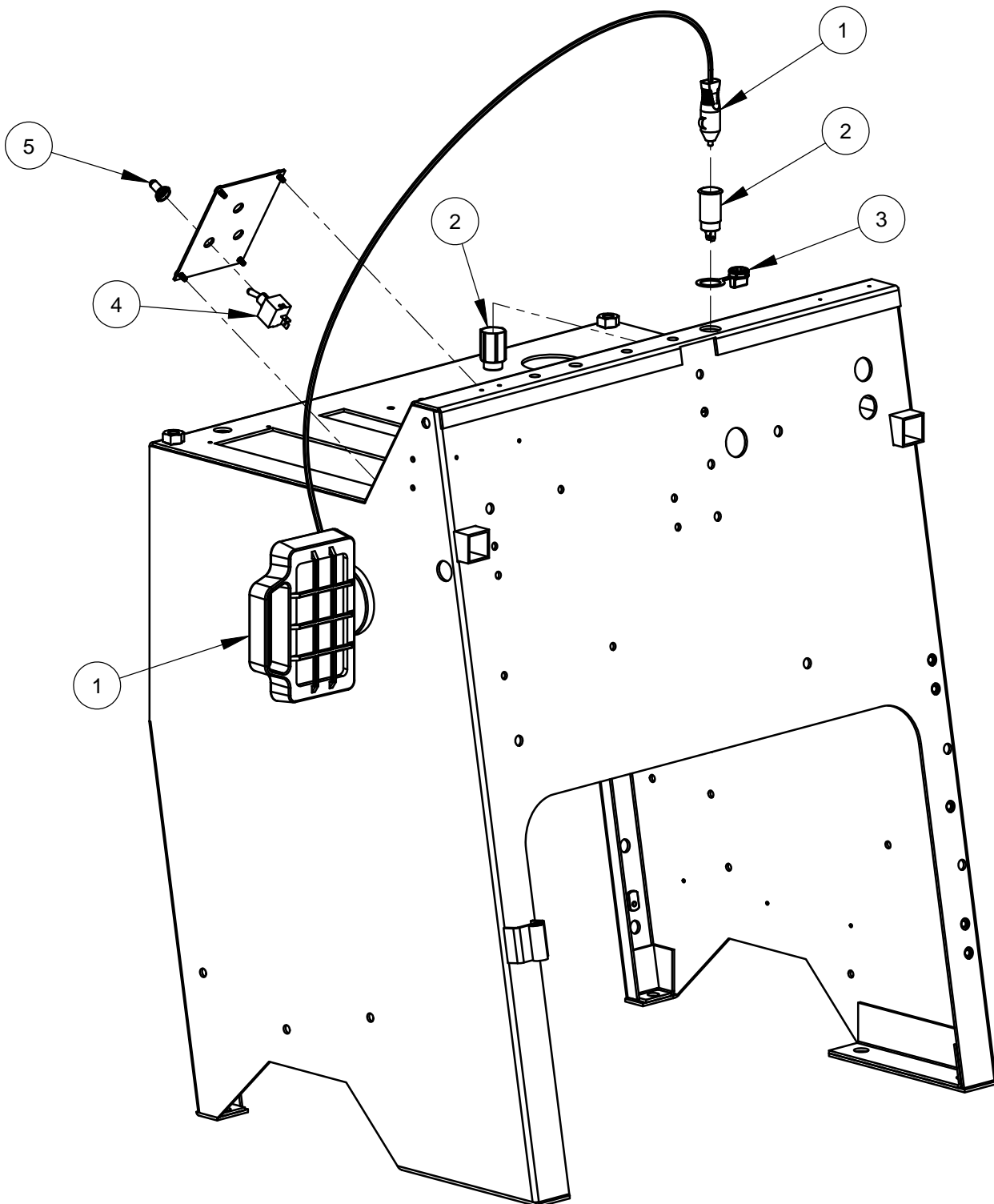
ITEM	PART NO.	QTY.	DESCRIPTION
1	2800060	1	Water Pressure Safety Switch
2	2800062	1	Toggle Switch
3	2800063	1	Switch Boot
4	2800144	1	Relay
5	2800263	1	Relay Connector

## Optional Spot Light Assembly #6010112



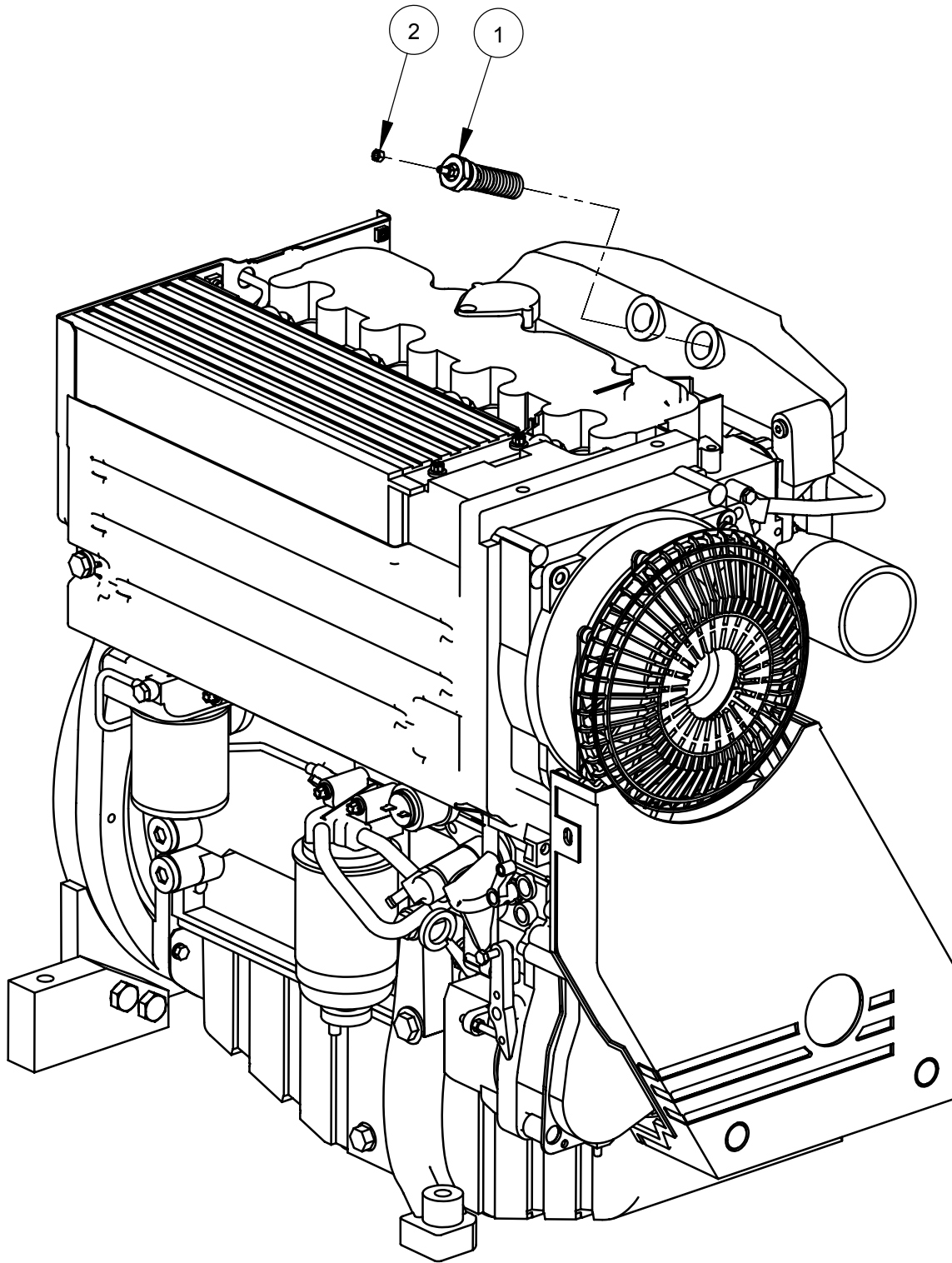
ITEM	PART NO.	QTY.	DESCRIPTION
1	2500194	1	Spot Light, 12 Volt
2	6010106	1	Light Bar
3	6010107	1	Light Bar Mount Bracket
4	2400157	2	Hand Lock Knob, 5/16-18 x 1"
5	2900144	2	Cap Screw, Hex Hd., 1/4-20 x 3/4"
6	2900010	2	Lock Nut, 1/4-20 Nylon
7	2800062	1	Toggle Switch
8	2800063	1	Switch Boot

## Optional Magnetic Spot Light Assembly #6011170



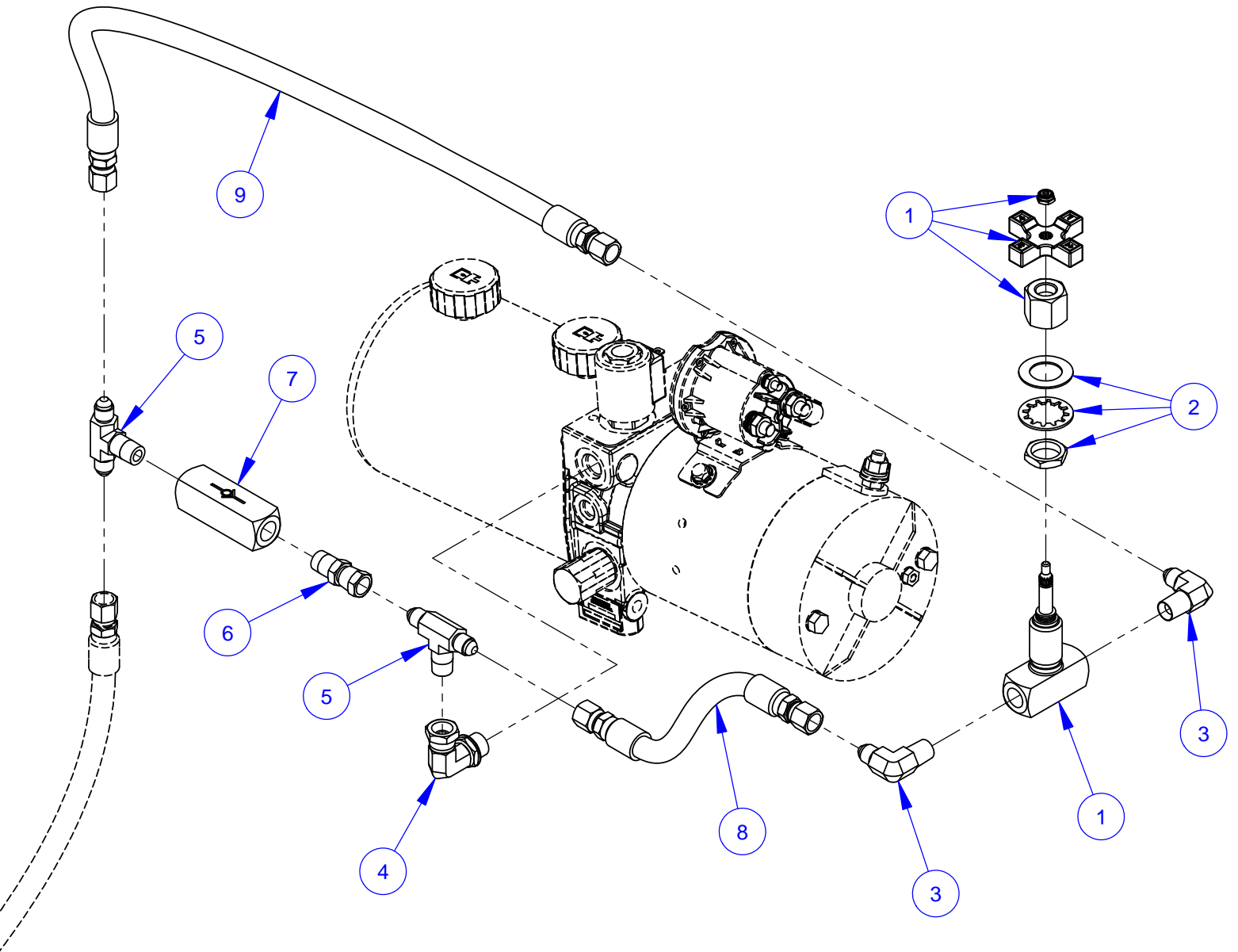
ITEM	PART NO.	QTY.	DESCRIPTION
1	2501087	1	Light, 12V Magnetic Base
2	2800374	1	Outlet, 12 Volt Power
3	2800375	1	Cap, 12 Volt Power Outlet
4	2800062	1	Toggle Switch On/Off
5	2800063	1	Switch Boot

## Optional Glow Plug Assembly #6010596



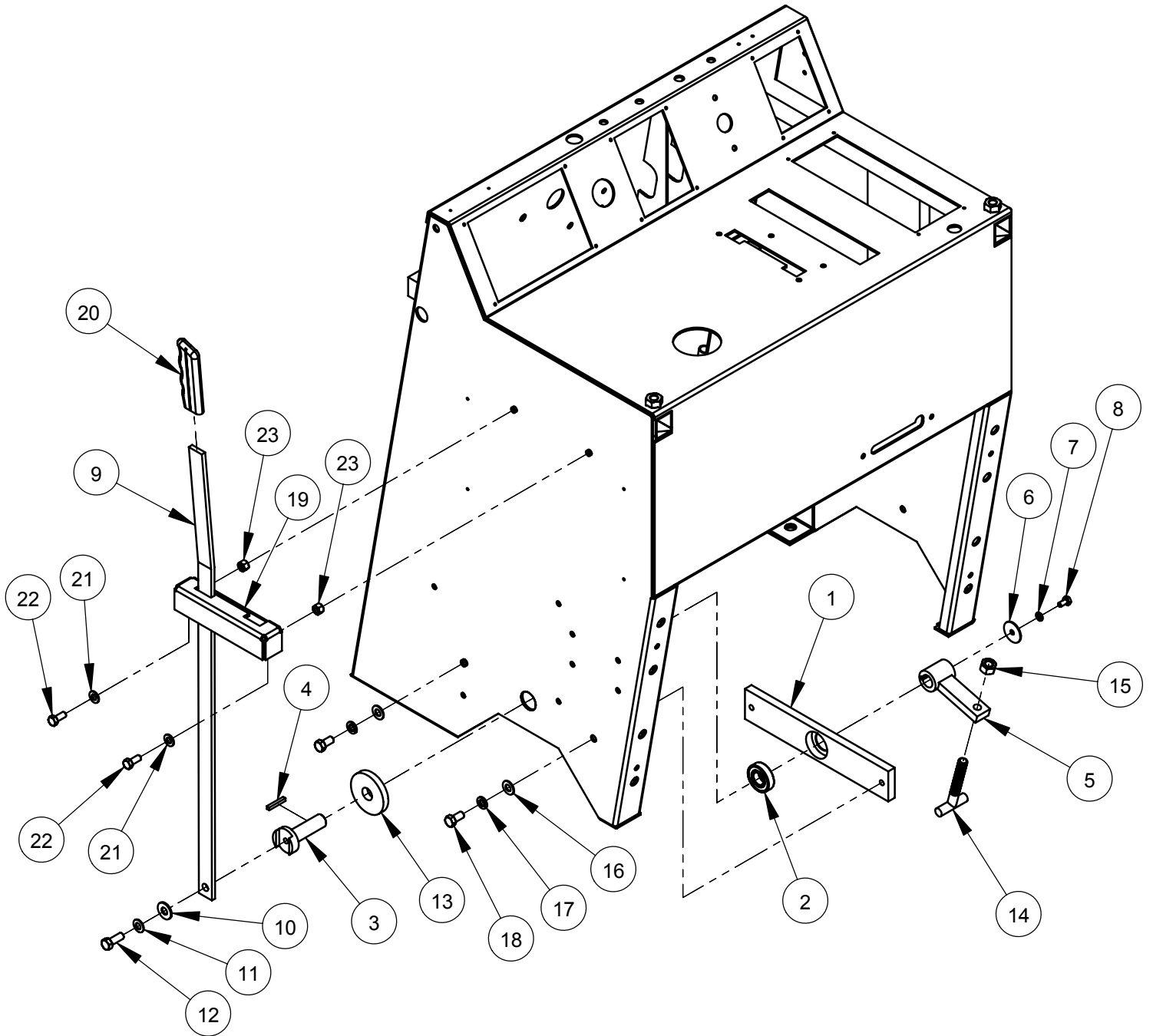
ITEM	PART NO.	QTY.	DESCRIPTION
1	2701698	1	Glow Plug
2	2900301	1	Lock Nut, M5 Nylon

## Optional Lowering Speed Metering Valve Assembly #6010227



ITEM	PART NO.	QTY.	DESCRIPTION
1	3200211	1	Valve, 1/4" Metering
2	3200212	1	Panel Mounting Kit
3	3200057	2	Elbow, 1/4" M. Pipe to 1/4" M. JIC
4	3200115	1	Elbow, 3/8" O-Ring to 1/4" F. Pipe
5	3200213	2	Tee, 1/4" M. JIC to 1/4" M. Pipe
6	3200219	1	Adapter, 1/4" M. Pipe to 1/4" F. JIC
7	3200218	1	Check Valve
8	6010247	1	Hose Assembly, 8" Long
9	6010248	1	Hose Assembly, 20" Long

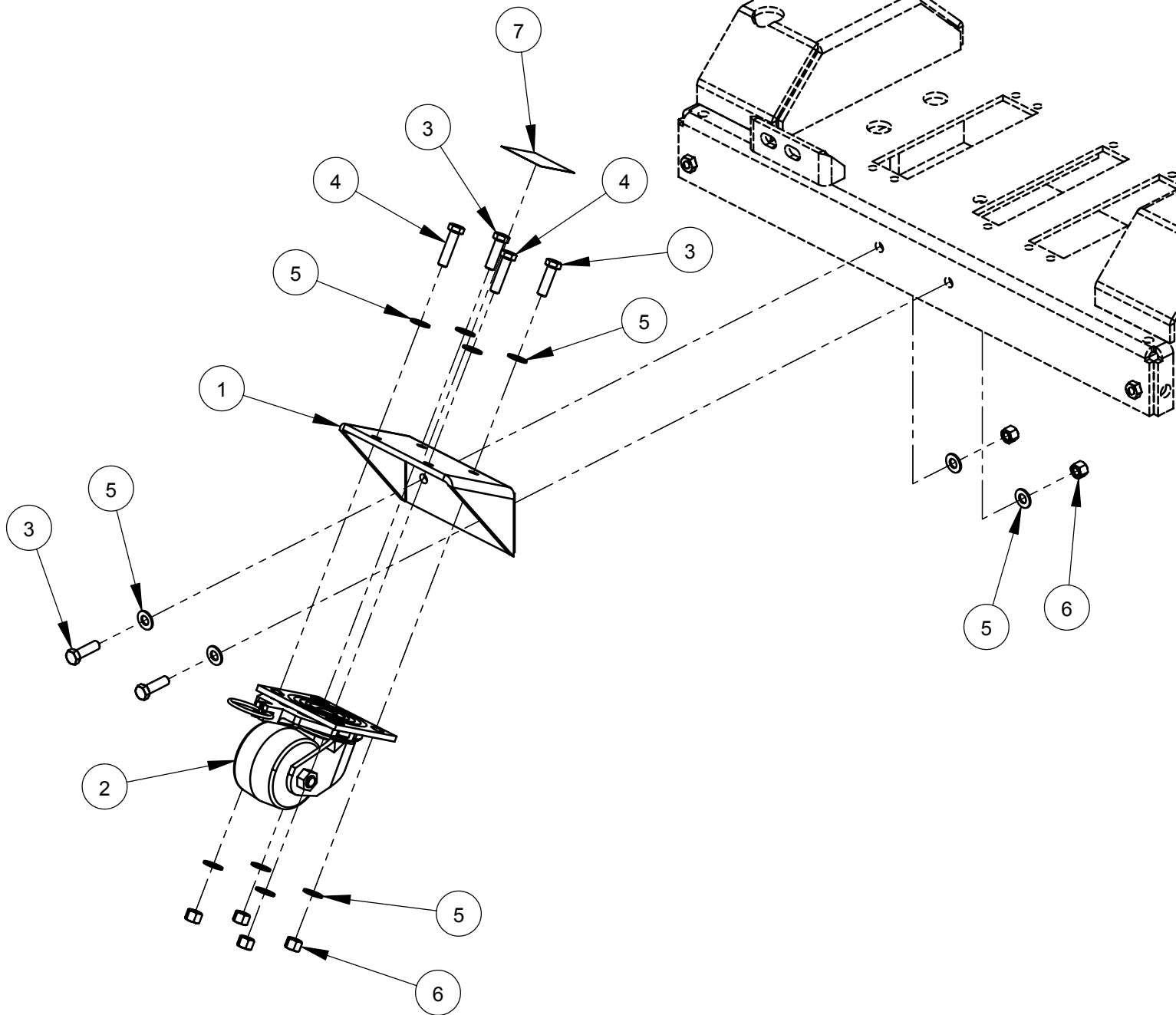
# Optional Parking Brake Assembly #6011228



## Optional Parking Brake Assembly #6011228

ITEM	PART NO.	QTY.	DESCRIPTION
1	6011229	1	Bearing Housing Bar
2	2501664	1	Ball Bearing, 3/4" x 1-5/8" x 7/16"
3	6011230	1	Pivot Pin
4	6048229	1	Key, 3/16" Sq. x 1-1/4"
5	6011231	1	Pivot Arm
6	2900083	1	Fender Washer, 1/4" x 1-1/4"
7	2900024	1	Lock Washer, 1/4" Split
8	2900082	1	Cap Screw, Hex Hd., 1/4-20 x 1/2"
9	6011232	1	Brake Lever
10	2900473	1	Flat Washer, 3/8" USS
11	2900474	1	Belleville Washer, 3/8"
12	2900005	1	Cap Screw, Hex Hd., 3/8-16 x 1"
13	6011234	1	Friction Washer, 3/4" x 2-1/2" x 3/8"
14	2900632	1	T-Bolt, 1/2-13
15	2900037	1	Hex Nut, 1/2-13
16	2900014	2	Flat Washer, 3/8" SAE
17	2900006	2	Lock Washer, 3/8" Split
18	2900196	2	Cap Screw, Hex Hd., 3/8-16 x 3/4"
19	6011233	1	Lever Gate
20	2500002	1	Lever Grip
21	2900022	2	Flat Washer, 5/16" SAE
22	2900019	2	Cap Screw, Hex Hd., 5/16-18 x 3/4"
23	2900039	2	Lock Nut, 5/16-18 Nylon

## Optional Bogie Wheel Assembly #6013100

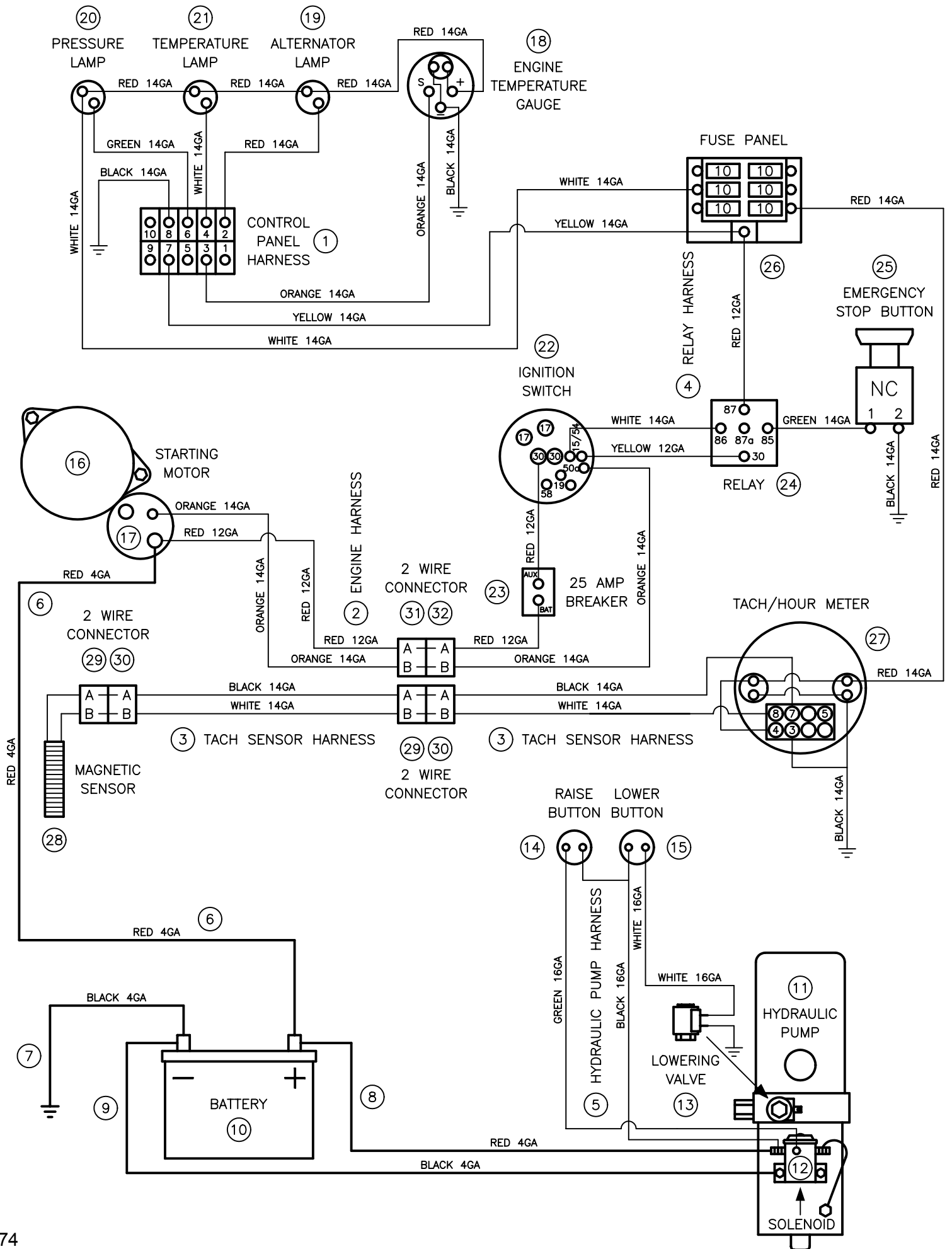


ITEM	PART NO.	QTY.	DESCRIPTION
1	6013099	1	Caster Mounting Brace
2	2500654	1	Caster with Swivel Lock
3	2900013	4	Cap Screw, Hex Hd., 3/8-16 x 1-1/4"
4	2900029	2	Cap Screw, Hex Hd., 3/8-16 x 1-1/2"
5	2900014	12	Flat Washer, 3/8" SAE
6	2900018	6	Lock Nut, 3/8-16 Nylon
7	1800389	1	Warning Label





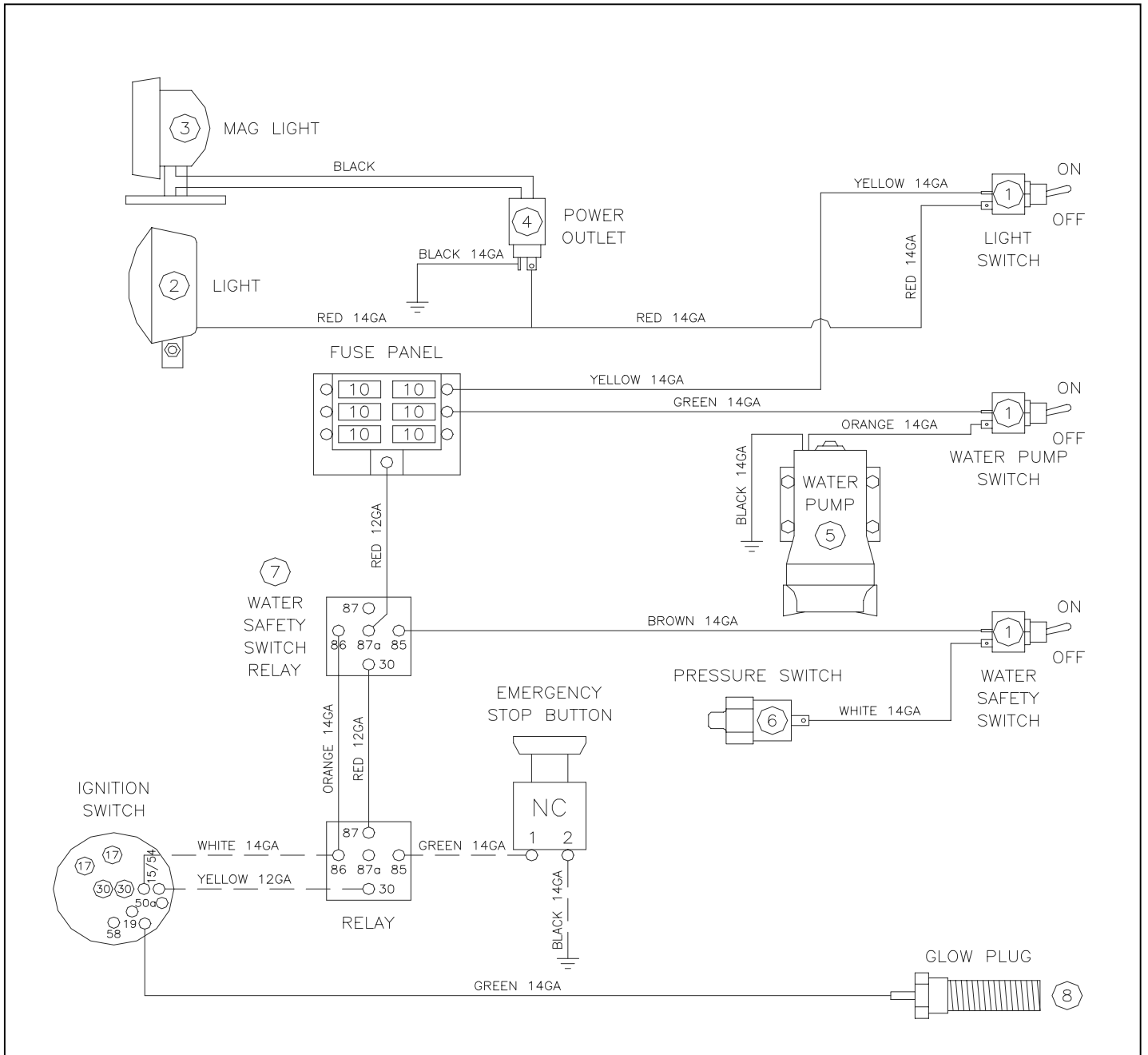
# Wiring Diagram



## Wiring Diagram

Item	Part No.	Qty.	Description	Item	Part No.	Qty.	Description
1	2800396	1	Control Panel Harness	23	2800387	1	Circuit Breaker, 25 Amp
2	2800429	1	Engine Harness (Includes #31 & #32)		2800364	1	Circuit Breaker Boot, Red
3	2800397	1	Tach Sensor Harness (Includes #29 & #30)	24	2800144	1	Relay
4	2800392	1	Relay Harness		2800263	1	Relay Connector
5	2800393	1	Hydraulic Pump Harness		2800264	4	Wire Terminal, 1/4" Push-on
6	2800073	1	Battery Cable, Positive (Red)	25	2800461	1	Emergency Stop Button
7	2800072	1	Battery Cable, Negative (Black)		2800462	1	Contact Block N.C.
8	2800095	1	Solenoid Cable, Positive (Red)	26	2800388	1	Fuse Panel, 6 Circuit
9	2800182	1	Ground Cable, Negative (Black)		2800389	6	Fuse, 10 Amp Red ATO/ATC
10	2800465	1	Battery, 12 Volt Group Size 24	27	6010416	1	Tach/Hour Meter (VDO) Calibrated
11	2600437	1	Hydraulic Pump Unit (Includes #12 & #13)		2800611	2	(Light Socket)
12	2700169	1	Solenoid, Motor		2800612	2	(Light Bulb, Wedge Base)
13	2700243	1	Valve Coil	28	2800170	1	Magnetic Sensor (Includes #29)
	2700244	1	Valve Stem	29	2800145	2	Connector, 2 Wire Shroud
14	2800372	1	Pushbutton Switch, Raise		2800114	4	Male Terminal, 14/16 Gage Wire
15	2800373	1	Pushbutton Switch, Lower		2800174	4	Cable Seal, Gray
16	2702274	1	Starting Motor (Includes #17)	30	2800146	2	Connector, 2 Wire Tower
17	2701823	1	Solenoid Switch		2800115	4	Female Terminal, 14/16 Gage Wire
18	2703192	1	Temperature Gauge, Pricol		2800174	4	Cable Seal, Gray
19	2700785	1	Alternator Light	31	2800145	1	Connector, 2 Wire Shroud
	2700923	1	(Bulb Only)		2800114	1	Male Terminal, 14/16 Gage Wire
20	2700786	1	Oil Pressure Light		2800112	1	Male Terminal, 12 Gage Wire
	2700923	1	(Bulb Only)		2800174	1	Cable Seal, Gray
21	2700787	1	Oil Temperature Light		2800175	1	Cable Seal, Blue
	2700923	1	(Bulb Only)	32	2800146	1	Connector, 2 Wire Tower
22	2703194	1	Ignition Switch & Key		2800115	1	Female Terminal, 14/16 Gage Wire
	2703195	1	(Ignition Key Only)		2800113	1	Female Terminal, 12 Gage Wire
					2800174	1	Cable Seal, Gray
					2800175	1	Cable Seal, Blue

# Options Wiring Diagram



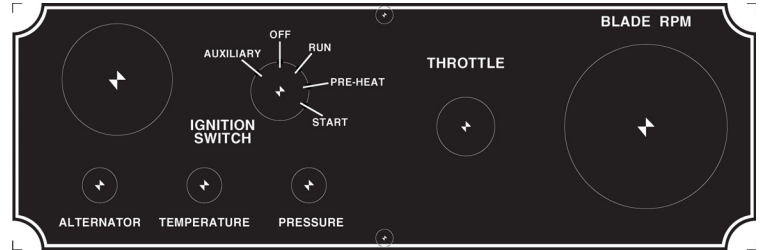
Item	Part No.	Qty.	Description	Item	Part No.	Qty.	Description
1	2800062	3	Toggle Switch	5	2600200	1	Water Pump, 12V Diaphragm
	2800063	3	Switch Boot	6	2800060	1	Water Pressure Safety Switch
2	2500194	1	Spot Light, 12 Volt	7	2800144	1	Relay
3	2501087	1	Magnetic Base Light, 12 Volt		2800263	1	Relay Connector
4	2800374	1	Power Outlet, 12 Volt		2800264	4	Wire Terminal, 1/4" Push-on
	2800375	1	Outlet Cap	8	2701698	1	Glow Plug

# Decal Group

# CORE CUT

# CC7200

CORE CUT DECAL  
#1800093 (Qty. 3)



INSTRUMENT PANEL DECAL  
#1800348

**DIAMOND PRODUCTS** **CORE CUT** 333 PROSPECT STREET  
ELYRIA, OHIO 44028 USA  
PHONE: 1-800-321-9396  
www.diamondproducts.com

**CC7272 RPM CHART**

BLADE SIZE	BLADE RPM	JACKSHAFT SHEAVE	ENGINE SHEAVE	ENGINE RPM	BELT SIZE	FLANGE SIZE	MAX CUT DEPTH
28"	1,850	4"	4"	2,800	3VX475	6"	9-3/4"
30"	1,850	4"	4"	2,800	3VX475	6"	11-3/4"
36"	1,325	5.6"	4"	2,800	3VX500	6"	14-3/4"
42"	1,325	5.6"	4"	2,800	3VX500	8"	16-3/4"
48"	975	7.6"	4"	2,800	3VX530	8"	19-3/4"
54"	975	7.6"	4"	2,800	3VX530	8"	22-3/4"
60"	800	7.6"	4"	2,300	3VX530	10"	24-3/4"

**WARNING**  
Always check the blade's RPM before mounting blade.  
Only use blades with a rated speed higher than the blade's RPM.  
Never exceed the maximum RPM stamped on blade. Overlapping the blade can cause blade breakage and serious injury.  
When changing blade size, always adjust blade's RPM according to the speed chart by blade manufacturer's label.  
Do not use a blade flange size smaller than indicated for each blade.  
Never operate saw without the blade guard in place or other safety device.  
Never exceed the blade's path when starting or operating saw.  
Never use damaged blades or equipment.  
Read or operator's manual for additional information about safety, operation and maintenance.

**ADVERTENCIA**  
Siempre revise la velocidad de rotación (RPM) antes de montar la hoja.  
Solo use hojas con una velocidad superior a la velocidad máxima indicada en la etiqueta de la hoja.  
Nunca exceda la velocidad máxima (RPM) indicada en la etiqueta de la hoja.  
Al cambiar el tamaño de la hoja, siempre ajuste la velocidad de rotación (RPM) de acuerdo con el gráfico de velocidad por tamaño de la hoja.  
No use una flange de tamaño menor que el indicado para cada hoja.  
Nunca opere la sierra sin el guardablanco en su lugar u otro dispositivo de seguridad.  
Nunca exceda el camino de la hoja al iniciar o operar la sierra.  
Nunca use hojas dañadas o equipo.  
Lea el manual del operador para obtener información adicional sobre seguridad, operación y mantenimiento.

RPM CHART DECAL  
#1800584

**WARNING**

TO PREVENT SERIOUS INJURY DO NOT OPERATE SAW WITHOUT PROPER TRAINING & FULL UNDERSTANDING OF THE OWNERS MANUAL.

WHEN OPERATING THIS MACHINE KEEP ALL GUARDS IN PLACE

ALWAYS WEAR SAFETY APPROVED

- HEARING PROTECTION
- EYE OR FACE PROTECTION
- HEAD PROTECTION
- RESPIRATOR

S.M.I. MASONRY AND CONCRETE SAW MANUFACTURERS INSTITUTE

WARNING DECAL  
#1800001

SAW LABELS SHEET  
#1800351

LUBRICATE PTO BEARINGS EVERY 25 HOURS. PUMP GREASE UNTIL IT JUST BEGINS TO OOOZE OUT BEHIND THE V-RING SEAL.

GREASE DECAL  
#1800897



## Blade Speed Conversion Charts

**WARNING:** Do not exceed blade speed (RPM) shown for each blade size.  
Excessive blade speed could result in blade breakage and serious personal injury!

Blade Size	Blade Shaft		Engine		Max. Depth of Cut
	No Load RPM	Sheave Size	No Load RPM	Sheave Size	
26"	1,850	4"	2,800	4"	9-3/4"
30"	1,850	4"	2,800	4"	11-3/4"
36"	1,325	5.6"	2,800	4"	14-3/4"
42"	1,325	5.6"	2,800	4"	16-3/4"
48"	975	7.6"	2,800	4"	19-3/4"
54"	975	7.6"	2,800	4"	22-3/4"
60"	800	7.6"	2,300	4"	24-3/4"

**WARNING:** When changing blade size, use chart shown below for selecting items that must be changed.

Model CC7272	26"	30"	36"	42"	48"	54"	60"
Blade Guard Assembly	6010954	6010956	6010958	6010960	6010962	6010614	6010616
Jackshaft Sheave (Sheave Size)	6010544 (4")	6010544 (4")	6013157 (5.6")	6013157 (5.6")	6013158 (7.6")	6013158 (7.6")	6013158 (7.6")
Drive Belts (Set of 10) (Belt Size)	2503958 (3VX475K)	2503958 (3VX475K)	2503959 (3VX500K)	2503959 (3VX500K)	2503960 (3VX530K)	2503960 (3VX530K)	2503960 (3VX530K)
Inner Flanges (2) (Flange Size)	6010038 (6")	6010038 (6")	6010038 (6")	6013017 (8")	6013017 (8")	6013017 (8")	6040039 (10")
Outer Flanges (2) (Flange Size)	6010039 (6")	6010039 (6")	6010039 (6")	6013018 (8")	6013018 (8")	6013018 (8")	6040040 (10")
Skid Plate Mounting Holes	Bottom Set	Bottom Set	Bottom Set	Middle Set	Middle Set	Middle Set	Top Set

## EQUIPMENT AND PARTS WARRANTY

Diamond Products warrants all equipment manufactured by it against defects in workmanship or materials for a period of one (1) year from the date of shipment to Customer.

The responsibility of Diamond Products under this Warranty is limited to replacement or repair of defective parts at Diamond Products' Elyria, Ohio factory, or at a point designated by it, of such parts as shall appear to us upon inspection at such parts, to have been defective in material or workmanship, with expense for transportation and labor borne by Customer.

In no event shall Diamond Products be liable for consequential or incidental damages arising out of the failure of any Product to operate properly.

Integral units such as engines, electric motors, batteries, transmissions, etc., are excluded from this Warranty and are subject to the prime manufacturer's warranty.

**THIS WARRANTY IS IN LIEU OF ALL OTHER WARRANTIES, EXPRESSED OR IMPLIED, AND ALL SUCH OTHER WARRANTIES ARE HEREBY DISCLAIMED.**

